

City of Bandon

ANNUAL BUDGET

July 1, 2022 - June 30, 2023



INDEX

CHAPTER 1 BUDGET SUMMARY

Budget Message..... 1

CHAPTER 2 FUNDS

General Fund..... 23

Special Revenue Funds..... 43

Enterprise Funds 58

Capital Funds 92

Debt Service 108

CHAPTER 3 MUNICIPAL BUSINESS PLAN

Administrative Services 113

Public Safety..... 114

Municipal Court..... 117

Fire Protection 118

Water Treatment..... 119

Wastewater Treatment 121

Public Works..... 123

Electric..... 127

Planning..... 129

Library..... 131

Community Center (Barn)..... 133

Sprague Theater..... 134

CHAPTER 4 CAPITAL IMPROVEMENT PROGRAM

OVERVIEW 136

CHAPTER 5 URBAN RENEWAL AGENCIES - Districts 1 and 2

BUDGET MESSAGE 140

Maps..... 142

District 1..... 144

District 2..... 146

GENERAL INFORMATION


CHAPTER 1

City of Bandon 2022-2023 Annual Budget

DATE 25 April 2022

TO Mayor and City Council
Budget Committee

FROM Dan Chandler
City Manager



SUBJECT FY22-23 CITY OF BANDON BUDGET MESSAGE

The proposed Fiscal Year (FY) 2022-23 budget total is \$32,071,085 which is \$3,090,448 or (9.64%) more than the prior FY 2021-22 budget of \$28,980,637. A table and graphic summary of the overall budget, broken down by Category and Fund type with comparisons to FY 2021-22, follows on page four of this document.

BUDGET FORMAT

As required by local budget law, the first three (shaded) columns in the budget schedules show actual revenues and expenditures for the second and third prior fiscal years and the budgeted figures for the immediately preceding fiscal year. The fourth column shows the budget as proposed by the Budget Officer. The fifth and sixth columns are populated as the budget moves through the process of approval by the Budget Committee and adoption by the City Council. Funds that have been closed or combined into other funds will continue to be included and show zero balances each year until all three of the prior year columns show a zero balance and then they can be removed from the budget schedule.

INTRODUCTION

Coming out of the COVID-19 pandemic, the City's budget is in fair shape. This budget proposes to create a revenue stabilization reserve for the first time.

Bandon faces a couple of additional challenges. First, Bandon's Permanent Tax Rate at \$0.46 per thousand dollars of value, is the lowest in the State of Oregon among communities with over 750 people. It is also the second-lowest among communities that provide their own police force. The lack of Council rate-setting authority will provide periodic uncertainty as costs rise. More problematic, without rate setting authority the City cannot avail itself of traditional funding sources like revenue bonds and will typically pay a higher interest rate on debt. This ultimately costs taxpayers and ratepayers more money over time.

City of Bandon 2022-2023 Annual Budget

BANDON PROPERTY TAX RATES COMPARED TO OTHER COUNTY JURISDICTIONS

CITY	Permanent Rate (Inside M5)	Local Option Tax (Inside M5)	Bonds (Outside M5)	Urban Renewal Special Levy	TOTAL
Myrtle Point	7.99				7.99
Powers	7.39				7.39
Coos Bay	6.36		.54		6.90
North Bend	6.18			.34	6.52
Coquille	6.10				6.10
Bandon	.46	.85	.50		1.81
Lakeside	.71				.71

On the good news front, as a result of cost-cutting and conservative financial projections, the City budget for the upcoming year is in sound condition. I am also proposing a series of additional changes to the budget that go beyond simply maintaining current levels of service. For the first time in some years, the City will be setting aside contingency and reserve funds. We can also payoff some debt and restore a Public Works position to help keep Bandon a functioning and attractive city in which to live, work, and play.

Summary of Significant Proposed Changes

Proposed Change	Amount
Create the Rainy Day Fund	\$450,000
Continued funding for Gorse mitigation	\$70,000
Continue PERS Reserve	\$150,000
Moved contractual services and 4 th of July expenses to non-departmental	\$72,000

City of Bandon 2022-2023 Annual Budget

Overall Financial Picture.

Bandon continues to experience strong growth in residential construction.

Transient Occupancy Tax (TOT) has risen over the last couple of years, and revenues should increase in the coming years. with the recent applications to expand and improve motel and hotel lodging in the City.

The City has a great opportunity with the American Rescue Plan to program additional funds toward a wide range of purposes. The Council has tentatively indicated that we should focus on improving housing availability for Bandon residents and workers. However, in addition, we plan to allocate some funds for a new patrol vehicle for the police department.

City of Bandon 2022-2023 Annual Budget

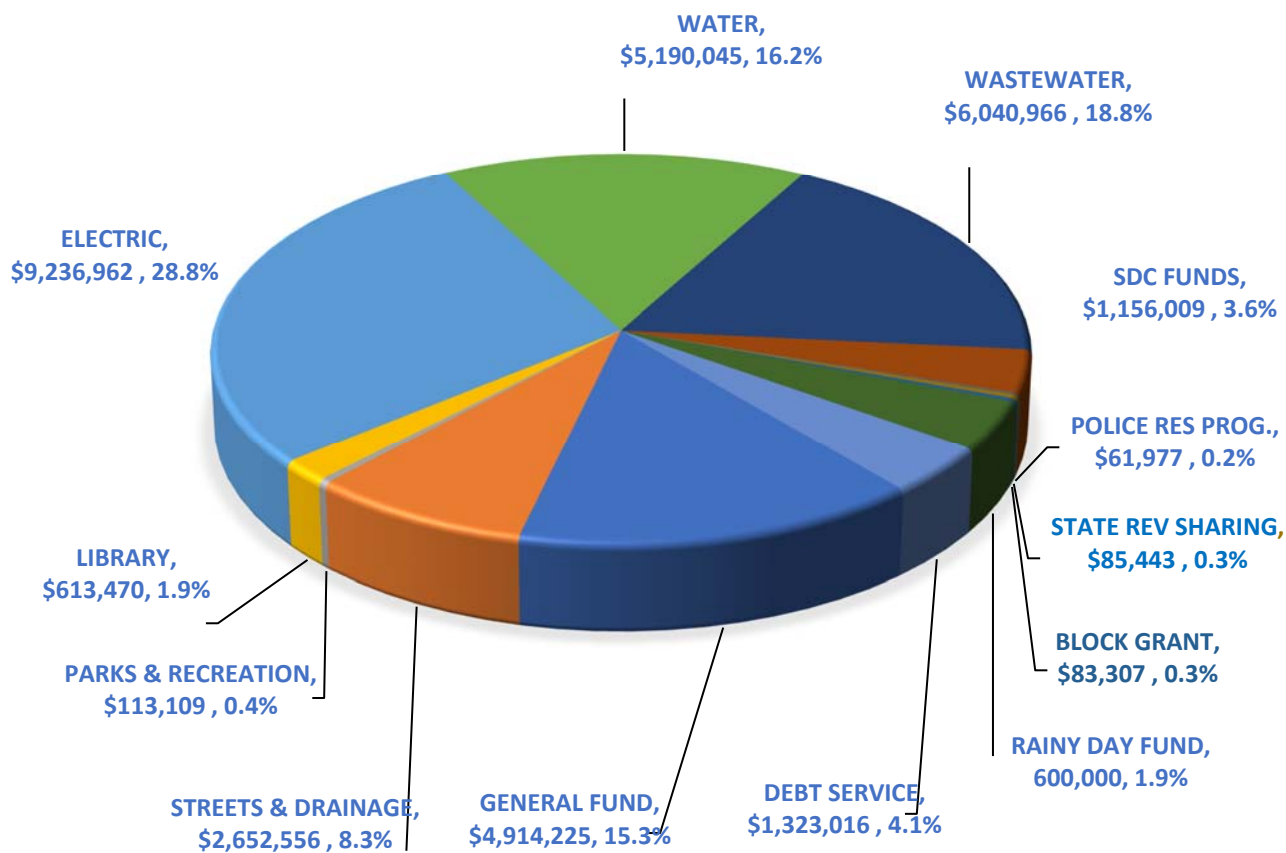
BUDGET SUMMARY						
REVENUES AND EXPENDITURES BY FUND						
FUND CATEGORY	FUNDS	FUND NO.	COUNCIL ADOPTED 2021-22 BUDGET	PROPOSED 2022-23 BUDGET	DIFFERENCE	% CHANGE
GENERAL FUND	GENERAL FUND EXPENSE	100				
	MAYOR AND COUNCIL		\$37,450	\$25,715	(\$11,735)	-45.63%
	ADMINISTRATION		\$394,220	\$306,282	(\$87,938)	-28.71%
	ACCOUNTING AND BILLING		\$293,432	\$361,118	\$67,686	18.74%
	MUNICIPAL COURT		\$6,000	\$8,600	\$2,600	30.23%
	POLICE DEPARTMENT		\$1,296,205	\$1,317,309	\$21,104	1.60%
	FIRE DEPARTMENT		\$115,870	\$121,664	\$5,794	4.76%
	STREET DEPARTMENT		\$260,500	\$280,500	\$20,000	7.13%
	PARK DEPARTMENT		\$221,922	\$242,395	\$20,473	8.45%
	PLANNING DEPARTMENT		\$297,841	\$246,372	(\$51,469)	-20.89%
	COMMUNITY CENTER		\$86,372	\$76,274	(\$10,098)	-13.24%
	SPRAGUE THEATER		\$40,240	\$35,500	(\$4,740)	-13.35%
	NON-DEPARTMENTAL		\$1,384,386	\$1,620,645	\$236,259	14.58%
	ENDING FUND BALANCE		\$0	\$271,851	\$271,851	100.00%
	TOTAL G/F EXPENDITURES		<u>\$4,434,438</u>	<u>\$4,914,225</u>	\$479,787	9.76%
	STREETS AND DRAINAGE					
SPECIAL REVENUE	STATE TAX STREET FUND	210	\$397,523	\$461,875	\$64,352	13.93%
CAPITAL PROJECTS	STREET SDC - Reimbursement	710	\$265,028	\$276,041	\$11,013	3.99%
CAPITAL PROJECTS	STREET SDC - Improvement	711	\$534,950	\$559,216	\$24,266	4.34%
CAPITAL PROJECTS	LOCAL OPTION STREET TAX	750	\$1,989,048	\$2,135,802	\$146,754	6.87%
CAPITAL PROJECTS	STORM DRAIN SDC - Reimbursement	715	\$241,963	\$138,839	(\$103,124)	-74.28%
CAPITAL PROJECTS	STORM DRAIN SDC - Improvement	716	\$122,974	\$181,913	\$58,939	32.40%
CAPITAL PROJECTS	LOCAL IMPROVEMENT DISTRICTS	640	\$55,437	\$54,879	(\$558)	-1.02%
	TOTAL STREET AND DRAINAGE		<u>\$3,606,923</u>	<u>\$3,808,565</u>	\$201,642	5.29%
	PARKS AND RECREATION					
CAPITAL PROJECTS	PARK AND REC DEVELOPMENT	550	\$98,226	\$50,792	(\$47,434)	-93.39%
SPECIAL REVENUE	COMMUNITY BEAUTIFICATION / PARKS AND REC	250	\$52,131	\$62,317	\$10,186	16.35%
	TOTAL PARKS AND REC		<u>\$150,357</u>	<u>\$113,109</u>	(\$37,248)	-32.93%
	LIBRARY					
SPECIAL REVENUE	LIBRARY	230	\$432,539	\$518,983	\$86,444	16.66%
SPECIAL REVENUE	LIBRARY MEMORIAL	220	\$97,156	\$94,487	(\$2,669)	-2.82%
	TOTAL LIBRARY		<u>\$529,695</u>	<u>\$613,470</u>	\$83,775	13.66%

City of Bandon 2022-2023 Annual Budget

ELECTRIC					
ENTERPRISE	ELECTRIC	910	\$8,332,959	\$9,236,962	\$904,003 9.79%
		TOTAL ELECTRIC	<u>\$8,332,959</u>	<u>\$9,236,962</u>	\$904,003 9.79%
WATER					
ENTERPRISE	WATER	940	\$1,416,209	\$1,372,662	(\$43,547) -3.17%
ENTERPRISE	WATER PLANT IMPROVEMENT	941	\$1,041,156	\$1,018,493	(\$22,663) -2.23%
ENTERPRISE	WATER PLANT RESERVE FUND	942	\$950,000	\$808,599	(\$141,401) -17.49%
ENTERPRISE	WATER SDC - Reimbursement	720	\$300,737	\$354,563	\$53,826 15.18%
ENTERPRISE	WATER SDC - Improvement	721	\$1,907,106	\$1,635,728	(\$271,378) -16.59%
		TOTAL WATER	<u>\$5,615,208</u>	<u>\$5,190,045</u>	(\$425,163) -8.19%
SEWER					
ENTERPRISE	SEWER	950	\$1,107,139	\$1,180,501	\$73,362 6.21%
ENTERPRISE	WASTEWATER RESERVE FUND	952	\$3,450,000	\$4,306,739	\$856,739 19.89%
ENTERPRISE	SEWER SDC - Reimbursement	730	\$83,367	\$163,935	\$80,568 49.15%
ENTERPRISE	SEWER SDC - Improvement	731	\$320,463	\$389,791	\$69,328 17.79%
		TOTAL SEWER	<u>\$4,960,969</u>	<u>\$6,040,966</u>	\$1,079,997 17.88%
OTHER FUNDS					
SPECIAL REVENUE	STATE REVENUE SHARING	260	\$64,095	\$85,443	\$21,348 24.99%
SPECIAL REVENUE	BLOCK GRANT	410	\$62,470	\$83,307	\$20,837 25.01%
SPECIAL REVENUE	POLICE RESERVE PROGRAM FUND	151	\$38,451	\$61,977	\$23,526 37.96%
CAPITAL PROJECTS	CAPITAL IMPROVEMENT	510	\$0	\$0	\$0 0.00%
GENERAL FUND	RAINY DAY FUND	110	\$0	\$600,000	\$600,000 100.00%
		TOTAL OTHER	<u>\$165,016</u>	<u>\$830,727</u>	\$665,711 80.14%
DEBT SERVICE					
DEBT SERVICE	DEBT SERVICE	365	\$960,759	\$1,092,936	\$132,177 12.09%
DEBT SERVICE	LID DEBT SERVICE	636	\$224,313	\$230,080	\$5,767 2.51%
		TOTAL DEBT SERVICE	<u>\$1,185,072</u>	<u>\$1,323,016</u>	137,944 10.43%
		GRAND TOTAL	<u><u>\$28,980,637</u></u>	<u><u>\$32,071,085</u></u>	\$3,090,448 9.64%

City of Bandon 2022-2023 Annual Budget

FY 2022-23 EXPENDITURES BY PROGRAM



City of Bandon 2022-2023 Annual Budget

BUDGET DOCUMENT SECTIONS

The budget document is divided into the following sections, marked with tabs.

Budget Summary

The Budget Summary section provides a narrative overview of the proposed budget and includes an organizational chart.

Funds

The Funds section of the document outlines the proposed city budget, which will require approval by the City Budget Committee and formal adoption by the City Council. Detailed revenue and expenditure projections are included for each of the City's funds. Funds are categorized and presented by fund type, as noted below:

General Fund – The General Fund contains the main operating accounts for the City of Bandon. Many of the usual activities associated with the City are paid for using general fund revenues. Police and Planning activities are examples of General Fund departments. Revenues in this category are available for use however the Mayor and City Council deem lawful and appropriate. The general fund has three main sources of revenue:

- Transient Occupancy Tax
- Property Tax
- Utility taxes, franchise fees, and payments in lieu of taxes from city utilities

Special Revenue Funds – Special Revenue Funds are legally restricted to expenditures for specific purposes. Revenues in this category must be used to support the stated purpose for which they are collected. For example:

- Funds from the Coos County Library District may only go to the library.
- State gas tax revenue must go to streets and roads.

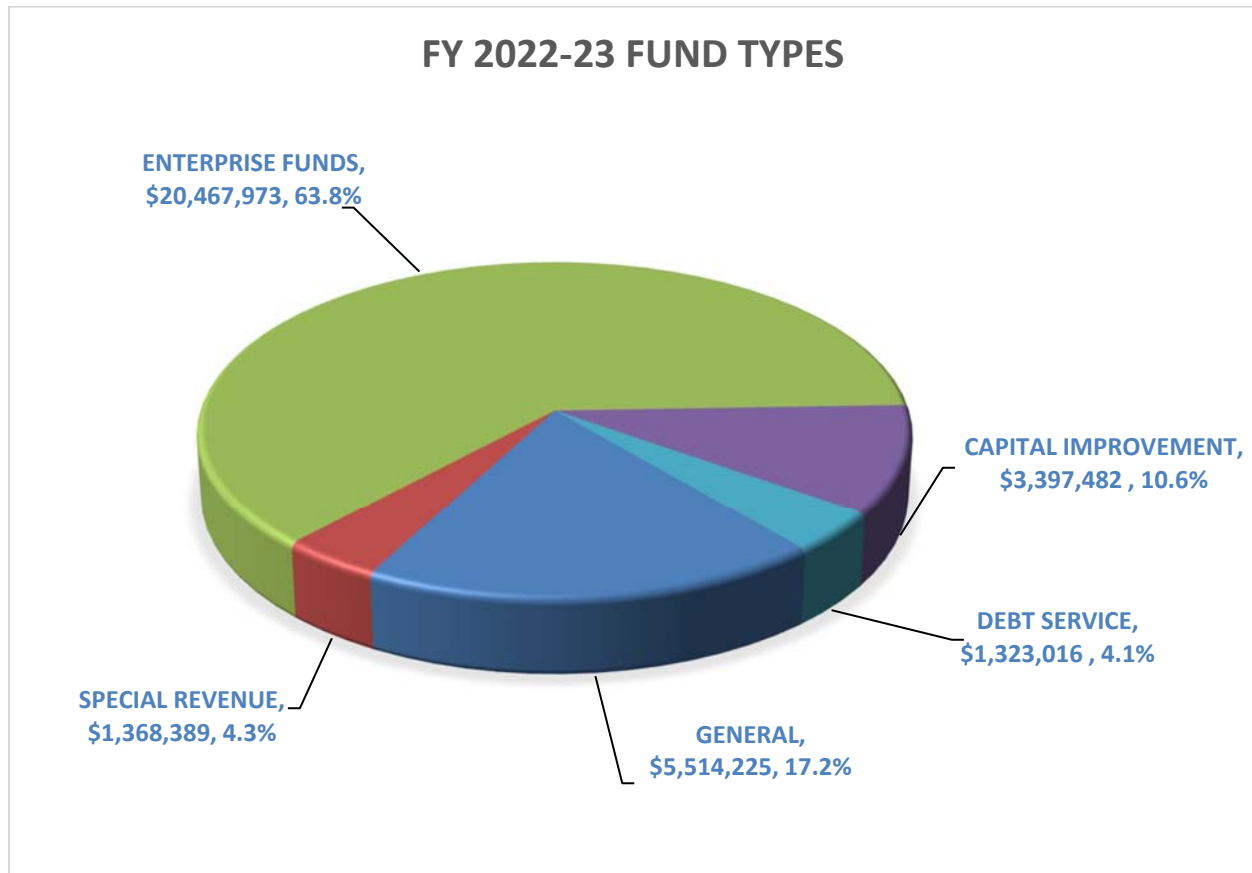
Enterprise Funds – Enterprise funds are the main operating accounts for municipal business ventures, such as the Bandon Electric Utility, Bandon Water Utility, and Bandon Wastewater Utility, which are all designed to function on a fee-for-service basis. If expenditures exceed revenues in any of these municipal businesses, the shortfall is covered by the City's general fund. If revenues exceed expenditures, the City may use the "profit" to pay for other City services, leave the revenue in the utility account to cover unexpected or future infrastructure expenses, or do a combination of both options.

Capital Funds – Capital funds are monies set aside for the purchase of capital or fixed assets, such as buildings, land, vehicles, equipment, and so forth. Money for capital purchases can come from General, Special or Enterprise Funds so long as the capital purchase is in keeping with the legal purpose of the originating fund. Purchases may also be made by utilizing a combination of funding sources, as long as the capital item is utilized in a reasonably proportional way.

City of Bandon 2022-2023 Annual Budget

Debt Service Funds – Debt Service Funds are used to make principal and interest payments on short-term and long-term debt of the City.

A chart illustrating the relative size of each of these Fund types within the proposed budget:



Within each Fund, revenues are identified by the source from which they are received. Expenditures are broken down into four major categories: Personnel Services (personnel wages, taxes, and benefits); Materials and Services (operating expenses, utilities, supplies, contractual services, etc.); Capital (individual capital projects); and non-Departmental (transfers, contingencies, and other expenses).

Municipal Business Plan / Department Summaries

The Municipal Business Plan section includes a brief descriptive narrative of the City of Bandon along with individual Department summaries, noting past accomplishments and focuses moving forward.

Capital Improvement Projects

The Capital Improvement Project section identifies significant projects or purchases proposed to be accomplished by the City over the next five years. Prioritization and funding availability are the primary drivers for the assignment of specific projects and purchases to any given fiscal year. A 5-year summary table of projects and associated expenditures is included. Continual monitoring and review will provide a structured framework for accomplishing and managing the City's capital investments.

City of Bandon

2022-2023 Annual Budget

PERSONNEL - WAGES AND EMPLOYEE RELATED EXPENSES (EREs)

The Personnel Services budget within each Fund has been adjusted to include the projected wage and employer related expenses for proposed FY 2022-23 city staff. Being that the City of Bandon is a relatively small community, city staff typically perform duties across more than one department and /or enterprise. These shared responsibilities result in wages and EREs that are also shared among affected departments.

Collective Bargaining Agreements

With the exception of management staff, all City employees are represented by labor unions. The City has four collective bargaining agreements, including the International Brotherhood of Electric Workers (IBEW) representing the Electric Department; the Teamsters Union representing the Police Department; the Teamsters Union representing the Public Works Department, Water Department, and Sewer Department; and the IBEW Union representing Clerical, Planning and Library staff. The City is currently negotiating with the Teamsters Union that represents our patrol officers. It is anticipated that these negotiations will be completed prior to July 1, 2022.

Employee Wages

The employee wages in the proposed budget are in compliance with each of the collective bargaining agreements (CBA). Accordingly, this includes normal scheduled step increases for those employees to whom they are due, and a cost-of-living adjustment (COLA) each year, as defined in the respective CBA.

Employee Benefits

Health Insurance: Based on information provided by City County Insurance Services, the City's insurance carrier, the budget includes the following changes in health insurance rates.

Medical	Regence	0.0% Increase
	VSP	9.0% Increase
Dental	Delta	0.0% Increase

Retirement: The anticipated City share of payroll contributions into the employees' retirement programs remains the same FY 2022-23 at 25.16% for Public Employees Retirement System (PERS) employees, 20.45% Oregon Public Service Retirement Plan (OPSRP) regular employees, and 24.81% for OPSRP police employees, plus the City continues to pick up the 6% share of the PERS and OPSRP contributions for employees. The City also offers the employees the opportunity to voluntarily participate in the AIG-VALIC and ICMA deferred compensation programs, which are funded by employee contributions.

PROPERTY TAX RATES

The City's permanent property tax rate remains unchanged at \$0.46 per \$1,000 assessed valuation. This permanent property tax rate is expected to bring in approximately \$227,115 during the FY 2022-23 Fiscal Year. With the Local Option Street Levy at \$0.85 per \$1,000 assessed valuation, and with \$0.50 per \$1,000 assessed valuation levied for General Obligation bond repayments, Bandon's total FY 2022-23 property tax rate was \$1.81 per \$1,000 assessed valuation.

City of Bandon 2022-2023 Annual Budget

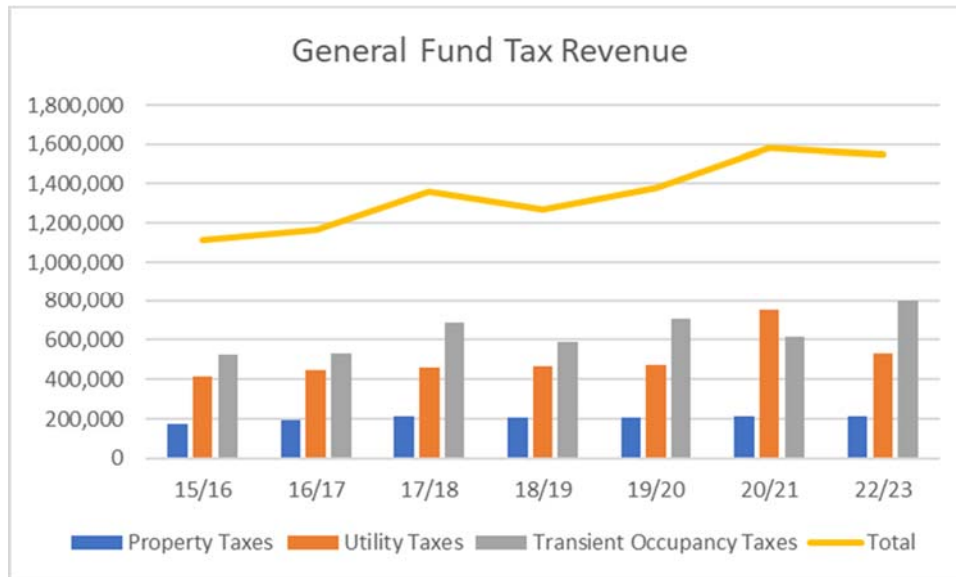
INTEREST ON INVESTMENTS

The City's cash is currently invested in the Oregon State Treasury's Local Government Investment Pool (LGIP), from which it is periodically transferred into the City's local checking account for monthly payroll and accounts payable expenditures. Interest payments are allocated monthly to each Fund, based on the proportionate share of the total cash balance.

GENERAL FUND REVENUES

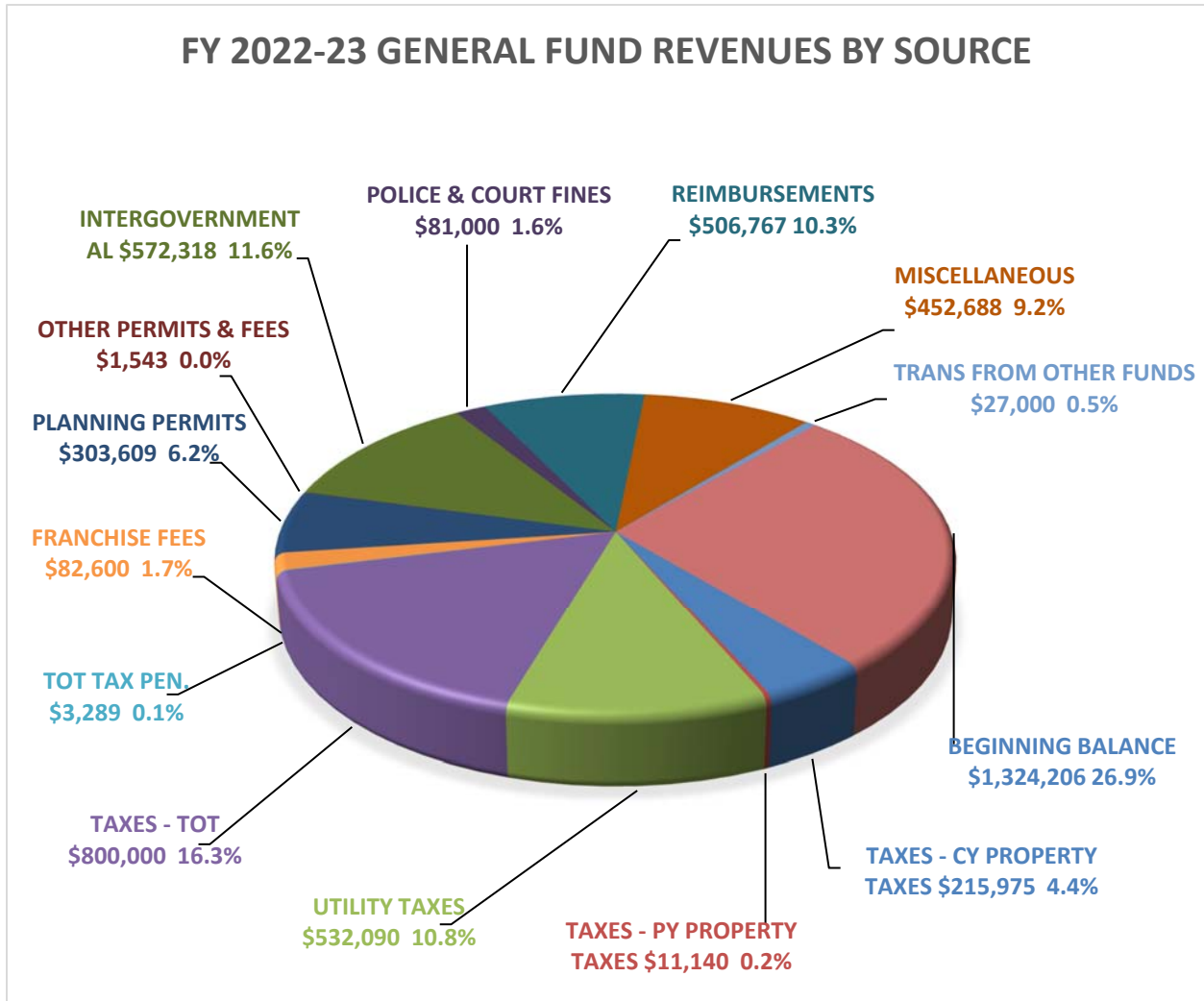
The total proposed General Fund (100) budget is \$4,914,225, which is \$479,787 or (9.76%) more than last year.

The largest individual sources of General Fund revenues continue to be utility sales taxes, utility in-lieu fees, utility reimbursements, and the transient occupancy tax (TOT). The remaining major revenue categories include property taxes, beginning fund balances, and other miscellaneous resources. TOT fluctuates while other revenue sources increase slowly.



City of Bandon 2022-2023 Annual Budget

The following pie-chart illustrates the General Fund revenue types, by source:



City of Bandon

2022-2023 Annual Budget

DEPARTMENT BUDGETS

Budget highlights for major City activities follow. A chart illustrating the relative size of each General Fund departmental expenditure category is included on the following page.

Mayor and Council

The Mayor and City Council expenses are charged to the General Fund (100). The total proposed Mayor and Council budget is \$25,715, which is a \$11,735 (45.63%) decrease from the previous fiscal year.

General Administration

The City's general administration expenses are charged to the General Fund (100) and the three Utility Enterprise Funds [Electric (910), Water (940), and Sewer (950)] to cover their share of administrative responsibilities and expenses. The total proposed Administration budget is \$306,282 which is \$87,938 or (28.71%) less than the previous fiscal year.

Accounting and Billing Department

The Accounting and Billing Department expenses are charged to the General Fund (100) and the three Enterprise Funds [Electric (910), Water (940), and Sewer (950)], to cover their share of the accounting and utility billing expenses. The total proposed Accounting and Billing Department budget is \$361,118 which is \$67,686 or (18.74%) more than the previous fiscal year. The additional expenditures are primarily due to additional accounting assistance and the implementation of electronic bill-payment software.

Municipal Court

The Municipal Court is funded by the General Fund (100). The total proposed budget is \$8,600 which is \$2,600 or (30.23%) more as the previous fiscal year. The largest expenditure covers a Contractual Services Agreement for our Municipal Court Judge. We opened Municipal Court to hear Traffic Offences last year. Previously, all traffic tickets written in Bandon had to be heard in North Bend, and the revenue went to the State and to Coos County. While costs will increase, we anticipate that increased revenue will more than cover costs.

Police Department

The activities of the Police Department are primarily funded through the General Fund (100). A portion of the contracted dispatching services is paid with the City's share of the State 911 tax, which go directly to Coos County. The total proposed Police Department budget is \$1,317,309 which is \$21,104 or (1.60%) more than the previous fiscal year. Additional expenditures are primarily due to the increase in personnel to cover the additional half-time officer.

Staffing includes a Chief, a Patrol Sergeant, four Patrol Officers and a Records/Dispatch Clerk. A Volunteer Reserve Officer supplements police activities from time-to-time.

The Police Department is the largest department funded by the General Fund. Costs for the department are more than shown in the Police Department budget, as those figures do not include

City of Bandon

2022-2023 Annual Budget

the cost of administration, finance (payroll, accounting, and auditing), and City Hall building maintenance expenses. They also do not include revenues received from the State 911 tax, which are provided directly to Coos County for operating the 911 system.

Fire Protection

The City of Bandon does not have its own Fire Department. Fire protection is provided through a contract with the Bandon Rural Fire Protection District, with funding from the General Fund (100). The total proposed Fire District Contract budget is \$121,664 which is \$5,794 (4.76%) more than the previous fiscal year. The amount of the annual Fire District payment is indexed to the City's total taxable assessed valuation and is based on an assessment equal to \$.227 per \$1,000 assessed valuation. This was the equivalent rate established in the 1995 agreement between the City and the Fire District, adjusted for increases in the total City assessed valuation. The increase in the payment amount results from the County Assessor's annual adjustment of the total City assessed valuation.

Streets and Drainage

Funds for operation, maintenance, and improvement of the City's streets, sidewalks, and storm drainage systems and are provided from a number of sources, including the General Fund (100), the City's share of the State gas taxes which are deposited into the State Tax Street Fund (210), and capital projects funding from the Street SDC Reimbursement Fund (710), Street SDC Improvement Fund (711), Storm Drainage SDC Reimbursement Fund (715), Storm Drainage SDC Improvement Fund (716), and Local Option Street Tax Fund (750). The total proposed budget for Streets & Drainage is \$3,808,565 which is \$201,642 or (5.29%) more than last fiscal year.

Parks and Recreation

Parks & Recreation operation and maintenance is funded through the General Fund (100) and the Community Beautification Fund (250), with capital improvements funded through the Parks & Recreation Development Fund (550). Capital improvement funding is also provided from the Urban Renewal Area One Fund (560), and Urban Renewal Area Two Fund (570), although those expenditures are not reflected in the Parks & Recreation Department budget. The budget also continues to include a \$27,000 contribution from the Electric Fund (910) for the Summer Youth Recreation Program. The total proposed Parks & Recreation budget is \$113,109 which is \$37,248 (32.93%) less than last year, due to a reduction in anticipated grants. If additional grant funds are obtained, an associated budget amendment will be presented to the City Council for consideration.

The Community Beautification Fund derives its revenues from the garbage franchise fees paid by the garbage franchisee, 100% of which are deposited into this Fund. The total proposed Beautification Fund budget is \$62,317 or (16.35%) more than the previous fiscal year. Approximately 72% of these franchise revenues are budgeted for Contractual Services to pay an outside contractor to provide landscaping maintenance services for many public areas including City Hall, the Visitor Information Center, the Fire Memorial, the Old Town parking lot and Pedway, the Welcome-to-Bandon entry signs, the City Park entrance triangles, the Library, the Community Center (Barn) and associated parking lot islands. Remaining funds are budgeted for benches, trash cans, fire hydrant painting and tree-trimming and mitigation services.

City of Bandon

2022-2023 Annual Budget

Planning Department

The activities of the Planning Department are funded primarily through the General Fund (100). The total proposed Planning Department budget is \$246,372, which is \$51,469 (20.89%) less than the previous fiscal year. This is not an increase in planning staff or expenses. We have added a Permits Clerk to help process the increased level of permits, handle financial transactions from Permit Fees, and to begin integrating Planning and Public Works in a one-stop permitting process.

The Planning Department also serves as staff to the City's Planning Commission, Parks and Recreation Committee, Emergency preparedness and Emergency response planning programs.

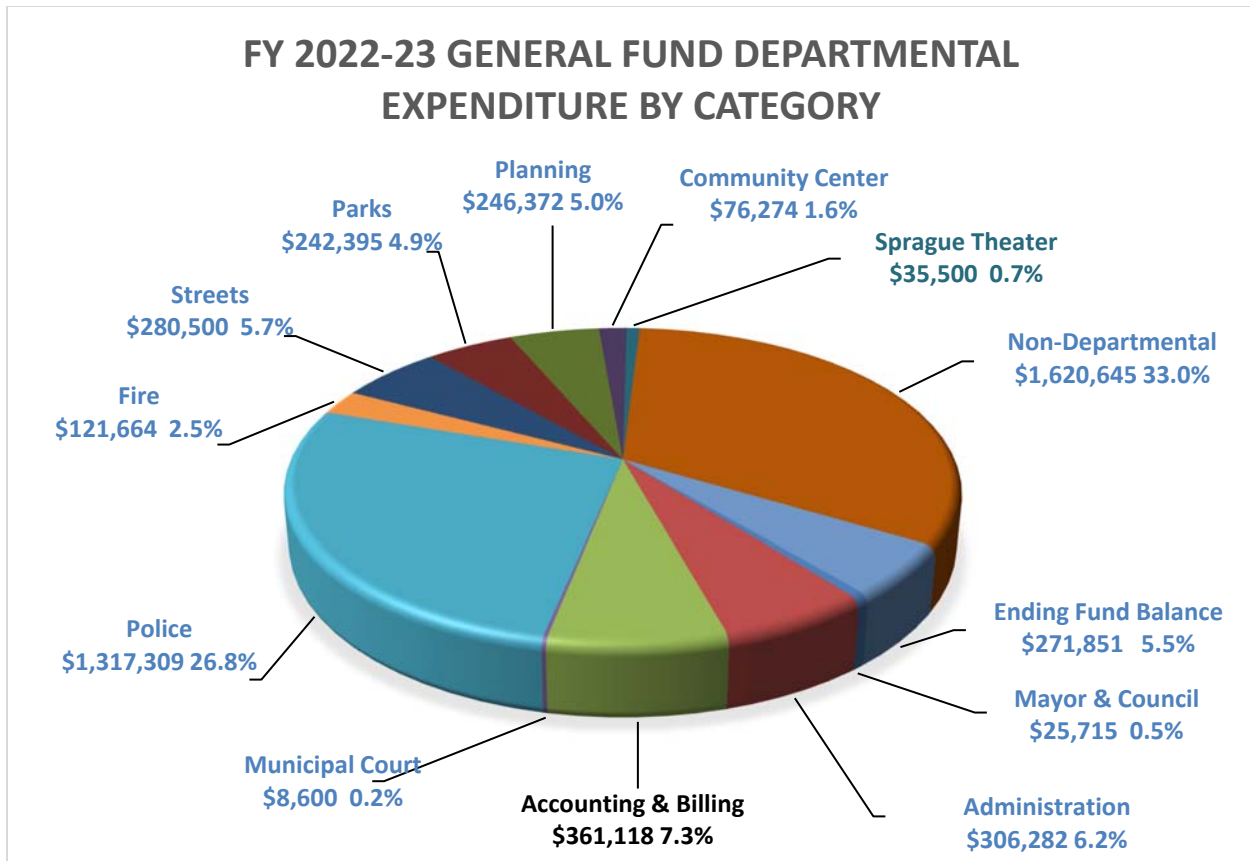
Community Center

Revenues and expenditures for the Barn/Community Center are run through the General Fund (100). The proposed budget is \$76,274 which is \$10,098 (13.24%) less than the previous fiscal year. A portion of the Public Works Department employee costs are allocated to maintenance of the Barn/Community Center. The Barn/Community Center receives approximately 31% of its operating budget from rental receipts, the remainder is subsidized by the General Fund. The Barn / Community Center is managed by a contract employee who reports to the City Manager. The Mayor and City Council provide oversight and policy direction to the City Manager regarding operation of the facilities.

Sprague Theater

Revenues and expenditures for the Sprague Theater are run through the General Fund (100). The proposed budget is \$35,500 which is \$4,740 (13.35%) less than the previous fiscal year. The Sprague Theater receives approximately 38.2% of its operating budget from rental fees and grants. The Sprague Theater is managed by a contract employee who reports to the City Manager. The City Council provides oversight and policy direction to the City Manager regarding operation of the facility.

City of Bandon 2022-2023 Annual Budget



Library

The Library is primarily operated out of two funds: the Library Fund (230) and the Library Memorial Fund (220). The total proposed Library budget is \$613,470 which is \$83,775 or (13.66%) more than last year. This includes a contingency account of \$99,294. Library operations are subsidized by the General Fund (100), which covers administration, finance (payroll, accounting, and auditing), and building maintenance activities; and the Community Beautification Fund (250), which pays for landscaping maintenance.

The majority of library funding comes from a share of Library District property taxes collected by the County, which are projected to be the same as last year. Since library taxes can only be used for operation and maintenance but not capital construction, all property tax receipts, fees, fines and rental revenues are deposited into the Library Fund, and are used for personnel, materials, services, and equipment. In addition, certain donations may also be deposited into the Library Memorial Fund, subject to any restrictions which may have been placed on donations by the donors. The prior Lisa Wampole Trust Fund (990) was closed into the Library Memorial Fund several years ago, but those funds continue to be accounted for as a separate line item within the Library Memorial Fund budget.

Electric Department

The electric utility is funded through the Electric Fund (910), with revenues derived primarily from the sale of electricity to customers inside and outside of the City. The total proposed Electric Department budget is \$9,236,962 which is \$904,003 or (9.79%) more than the previous fiscal year.

City of Bandon

2022-2023 Annual Budget

The Electric Utility utilizes Federal funds and the proceeds of a dedicated monthly bill charge (\$.18 per residential customer and \$.00018 per kWh for commercial and industrial customers), which is added to each electric bill to operate a Low Income Energy Assistance Program (LIEAP) to provide bill-paying assistance to qualifying low income electric customers. Both the Federal and the local programs are administered under an agreement with Oregon Coast Community Action. With declining Federal resources, and increasing needs for assistance, the City initiated the Round-Up Program in 2009, through which individual customers can voluntarily agree to have their monthly utility bill “rounded up” to the next whole dollar value. This additional contribution is also used specifically for the low-income assistance program.

City electric crews continue to accomplish capital improvement, underground power, and line and pole replacement projects in-house, decreasing the need for outside contractors and keeping expenditures as low as possible.

Water Department

Water treatment and distribution activities are funded through the Water Fund (940), with revenues derived primarily from the sale of water while the Water Plant Improvement Fund (941) tracks the capital expenditures that are completed using the base-rate increase that voters approved in November of 2016 election. The Water Plant Reserve Fund (942). Some capital expenditures are also budgeted from the Water SDC Reimbursement Fund (720), and the Water SDC Improvement Fund (721). The total proposed Water Treatment budget is \$5,190,045, which is \$425,163 or (8.19%) less than the previous fiscal year as projects have been completed.

100% of the Water Treatment Plant employee costs and 20% of the Public Works Department employee costs are allocated to the Water Department primarily for their work on the water distribution system. Public Works employees are utilized to accomplish capital improvement and line repair/replacement projects, where possible, to decrease the need for outside contractors and to keep expenditures as low as possible.

Sewer Department

Wastewater treatment and collection activities are funded through the Wastewater Fund (950), with revenues derived primarily from the wastewater treatment sales. The Wastewater Reserve Fund (952). Some capital expenditures are also budgeted from the Sewer SDC Reimbursement Fund (730), and the Sewer SDC Improvement Fund (731). The total proposed Wastewater Treatment budget is \$6,040,966, which is \$1,079,997 or (17.88%) more than the previous fiscal year. In addition, the Wastewater program contains Systems Development Charge Revenue and General Obligation Bond Reserves for capital projects.

100% of the wastewater treatment plant employee costs and 20% of the Public Works Department employee costs are allocated to the Sewer Department primarily for their work on the sewer collection system. As with the Water Utility, Public Works employees are utilized to accomplish capital improvement and line repair/replacement projects for the Wastewater Utility, where possible, to decrease the need for outside contractors and to keep expenditures as low as possible.

City of Bandon 2022-2023 Annual Budget

NON-DEPARTMENTAL EXPENDITURES

The expenditures described below are classified as “Non-Departmental Expenditures” since they are not allocated to any specific City Department. Several General Fund expenses formerly shown in the Administration Department and Mayor and Council Department have been moved to “Non-Departmental”. This provides a better picture of true costs

- TOT Payments to the Chamber of Commerce
- Emergency Preparation funds
- Contractual Services
- July 4th Fireworks

State Revenue Sharing Fund (260)

State Revenue Sharing money comes from the State of Oregon and is annually distributed to municipalities. The total proposed State Revenue Sharing Fund (260) budget is \$85,443, which includes \$29,785 to fund grant payments to other organizations, and \$55,658 for other anticipated expenses.

A \$3,500 maximum contribution limit was set by the Budget Committee and City Council to make sure as many organizations as possible could benefit from this revenue. This decision is not binding, however, and could be re-considered if deemed appropriate.

The City has received funding requests from the following community organizations:

ORGANIZATION	FY2022-23 REQUESTED	FY2022-23 APPROVED
Bandon Community Emergency Response	\$5,000	\$3,500.00
Bandon Historical Society Museum	\$3,250	\$3,250.00
Bandon Playhouse	\$1,000.00	\$1,000.00
Bandon Veteran's Guard	\$2,000.00	\$2,000.00
Bob Belloni Ranch, Inc	\$5,000.00	\$3,500.00
Circles in the Sand	\$2,000.00	\$2,000.00
Common Ground Mediation	\$1,135.00	\$1,135.00
Coos County Area Transit - Dial-A-Ride	\$5,000.00	\$3,500.00
Greater Bandon Association	\$3,500.00	\$3,500.00
South Coast Business Employment Corp. - Sr. Nutrition Program	\$3,000.00	\$3,000.00
South Coast Community Garden - Good Earth Community Garden	\$1,400.00	\$1,400.00
The SAFE Project	\$2,000.00	\$2,000.00
TOTAL	\$34,285.00	\$29,785.00

As required by State law, the City will hold a public hearing before the Budget Committee on May 9, 2022, to solicit recommendations regarding how these funds should be allocated. All requests from outside organizations will be presented and reviewed, and a recommendation for distribution will be made by the Budget Committee, following the hearing.

City of Bandon 2022-2023 Annual Budget

Block Grant Fund (410)

The total proposed Block Grant Fund (410) budget is \$83,307. The recommended budget includes \$30,000 for Materials and Services, \$0 for unspecified Capital Improvements, \$20,000 for Façade Loans, and \$33,307 for Loans to Small Businesses for small business start-up, equipment, and construction. Those loans are available in any amount up to \$30,000, for a period up to 15-years, at a fixed interest rate of 1% less than the fixed rate for a 15-year single-family residential mortgage at a local lending institution. There are 5 active loans in the fund. We anticipate building the principal balance of this fund in future years.

Capital Improvements

Capital Improvements are accomplished in accordance with the 5-year Capital Plan. Projects are funded from a variety of different sources within the budget.

Local Improvement District Fund (640)

The entire Local Improvement District Fund (640) budget of \$54,879 is classified as a Non-Departmental Expenditure since local improvement districts (LIDs) can be formed for various infrastructure improvement projects in any Department.

DEBT SERVICE FUNDS

The City is currently making payments on 10 existing bonds and loans. Once all of fiscal year 2021-22 payments have been made, the outstanding principal balance on the City's total debt as of July 1, 2022, will be \$9,240,095. The following table lists each of the City's outstanding bonds and loans, together with the type of financing, the purpose, annual payments, final payment year, and remaining balance as of July 1, 2022.

FUND (PRIOR)	TYPE OF FINANCING	PURPOSE	FY2021-22 PAYMENT	FINAL PAYMENT	07/01/2022 BALANCE
365 (343)	2000 RD Water GO Bond	New Water Plant	\$68,777	2040	\$2,086,575
365 (375)	2009 Water GO Bond	Clarifier and UV	\$35,288	2032	\$497,497
365	2021 GO Bond	Water / Sewer CIP	\$228,722	2036	\$5,271,278
940 (380)	2006 Airport Utility Loan	Water	\$29,801	2030	\$180,722
636 (633)	2000 Street and Sewer LID	Local Imp. District	\$9,150	2023	\$0
636	2004 Hwy 101 Sewer LID	Local Imp. District	\$23,431	2034	\$297,611
636	2012 12th Court LID	Local Imp. District	\$1,795	2041	\$63,647
950	1992 Wastewater LID	Local Imp. District	\$60,239	2035	\$842,765
750	2019 Sweeper Loan	Street Sweeper	\$152,177	2024	\$0
550	2018 Golf Course Loan	Property Purchase	\$127,939	2032	\$0
TOTALS			\$737,319		\$9,240,095

* No property taxes are assessed for these bonds. The 2006 Airport Water and Sewer Bonds are paid by private property owners (68%) and Water SDCs (32%).

** 42% of the 2006 Water GO Bond debt is paid with Water SDCs.

*** No public funds or property taxes are used to pay LID bonds. Payments are made through assessments against the properties located within the legally described improvement district boundaries.

**** 2021 GO Bond \$5,500,000

City of Bandon

2022-2023 Annual Budget

CONCLUSIONS AND FUTURE OUTLOOK

Based on the revenue and expenditure projections noted in the proposed budget, the City of Bandon will endeavor to provide the same level of services delivered during the preceding fiscal year. The City will also be adding a revenue stabilization this year to account for fluctuations in revenue, or unforeseen situations.

The City of Bandon continues to be a remarkable place to live, work and visit. Every day, local residents can enjoy the beautiful weather, scenery and recreational opportunities that attract visitors to our community from around the world. Our goal at the city is to continue to improve customer service as efficiently as possible.

City staff continue to work hard to maintain the assets and infrastructure entrusted to them by the residents of the City. They also work to improve the emergency preparedness and resiliency of community members and the City itself.

Police Protection

The FY 2022-23 budget provides for 6 officers to ensure adequate 24/7 police protection. The Police Department is funded primarily by the General Fund.

Streets, Drainage, and Pedestrian Facilities

Adequate funds will be available for basic street, drainage, and capital improvement projects in the near term, but securing adequate funds for their ongoing maintenance and construction of new infrastructure will continue to be a challenge.

While State Tax Street Fund revenues have increased slightly, construction and labor costs have risen faster. The City will not be doing a paving package this year, as asphalt prices are extraordinarily high.

Although street and storm drainage SDC funds are available, the balances in those funds can decline quickly with the cost of one infrastructure project. SDC funds are also restricted to maintenance uses specified in the SDC Plan and for projects associated with capacity building to meet the demands placed on the street and drainage systems by future growth. They cannot be used to pay for ongoing operating expenses.

The largest single resource for the maintenance, repair and construction of street, drainage, and pedestrian facilities is the Local Option Street Tax Fund, which receives its revenue from a local option street tax in the amount of \$.8455 per \$1,000 assessed valuation. This tax was initially approved by the voters in 2001, and in 2011 and 2021 was extended by the voters for an additional 10 years (2031). This is the maximum length a local option capital tax is allowed by State statutes. As a capital tax, however, it can only be used for capital improvement projects and not for operational expenses.

City of Bandon

2022-2023 Annual Budget

Parks and Recreation

The Parks Master Plan contains numerous recommendations regarding improvements to the City's Park & Trail System. Development of additional neighborhood and wayside parks and an extensive walking trail system are also outlined. Parks maintenance is funded through the General Fund, where it has to compete for the same dollars as Police, Fire, Planning and other mandated City activities. Capital improvement funding has been provided primarily from the Parks and Recreation Development Fund, which receives revenue from a 6% fee assessed against some subdivisions in lieu of dedicating open space/park land within the development. A reduction in subdivision development, in recent years equates to fewer resources available for parks and recreation.

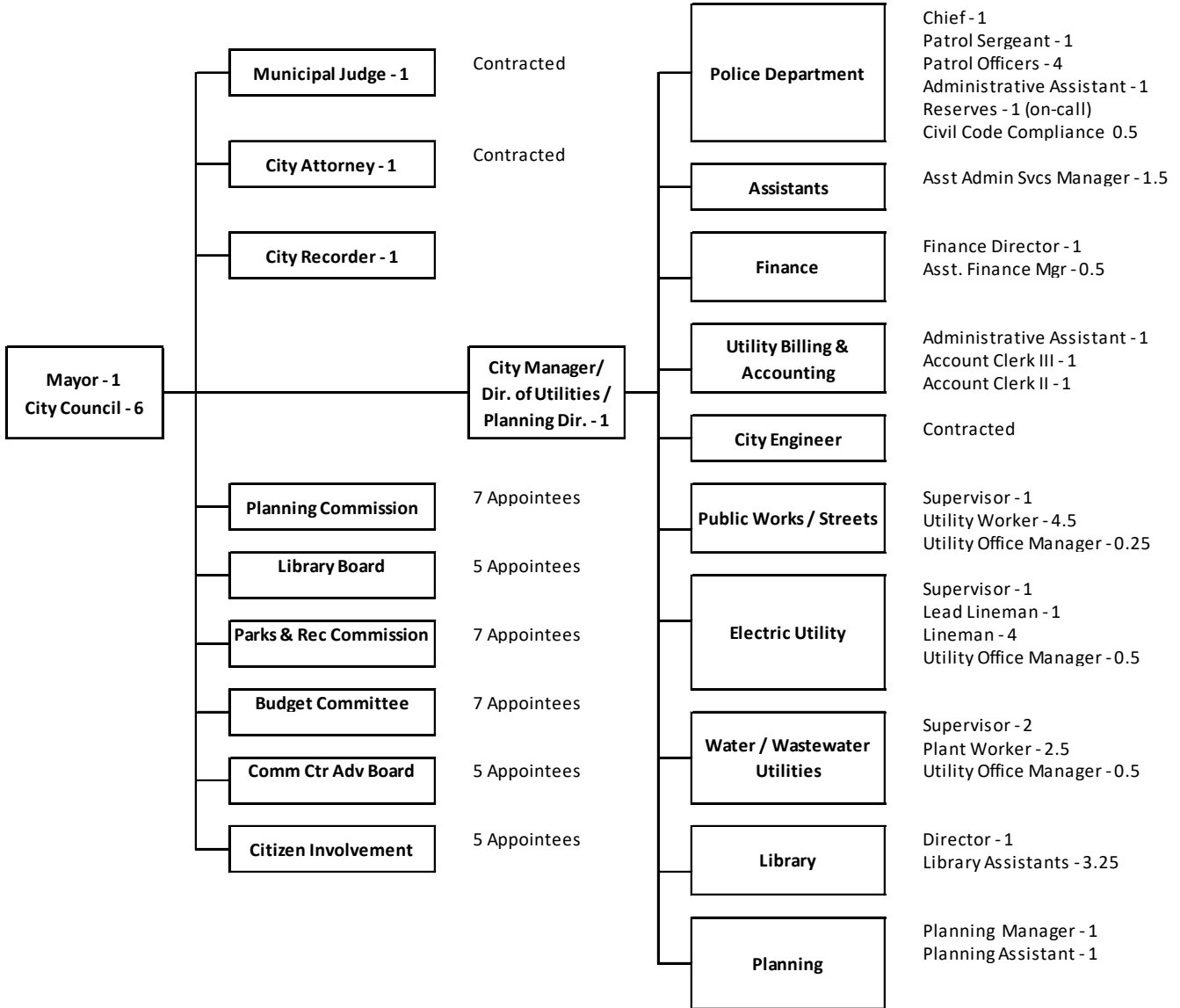
One of the major concerns expressed by the Parks & Recreation Commission is not only finding funds for constructing and improving recreational facilities such as parks and walking trails, but even more importantly how to finance the ongoing operation and maintenance of existing and proposed facilities. The most significant current resource for parks and recreation facilities construction is Urban Renewal. The Plans for Urban Renewal Areas 1 and 2 were amended in 2012 to include a list of priority projects for future City Park improvements, South Jetty Park improvements, developing small parks within the Urban Renewal areas, and constructing walking trails in those areas within the Area boundaries along the ocean bluff and Beach Loop Drive. The amount of Urban Renewal funds available and the number of parks and recreation projects that can actually be undertaken will depend upon the extent to which the City is successful in obtaining grants which can be matched with these funds. These funding sources are not guaranteed either, as a number of economic development projects within these Urban Renewal Districts could take priority over parks and recreation projects.

System Development Charges (SDC's)

SDC revenues from new development and construction are projected to increase slightly given the small uptick in these activities. SDC's serve as the primary funding source for a large number of capital improvement and system expansion projects however, these funds are limited. Recent road and drainage projects have recently reduced the available funding in these accounts for FY 2022-23. However, increased building activity should begin to rebuild those fund balances.

City of Bandon 2022-2023 Annual Budget

GENERAL INFORMATION ORGANIZATIONAL CHART



FUNDS BY TYPE

CHAPTER 2

<u>General Fund</u>	Page 23
<u>Special Revenue Funds</u>	Page 43
<u>Enterprise Funds</u>	Page 58
<u>Capital Funds</u>	Page 92
<u>Debt Service</u>	Page 108

City of Bandon 2022-2023 Annual Budget

FUNDS BY TYPE GENERAL FUND

REVENUES AND OTHER RESOURCES

DETAIL

GENERAL FUND (100)

	ACCOUNT NO	2019-2020 ACTUAL	2020-2021 ACTUAL	2021-2022 BUDGET	2022-2023 PROPOSED	2022-2023 APPROVED	2022-2023 ADOPTED
TAXES							
TAXES - CURRENT PROPERTY TAXES	100-401-00	196,183	199,321	206,426	215,975	215,975	0
TAXES - PRIOR PROPERTY TAXES	100-402-00	7,796	14,488	12,300	11,140	11,140	0
TOTAL TAXES		203,979	213,809	218,726	227,115	227,115	0
OTHER TAXES							
UTILITY TAXES	100-440-00	473,711	519,703	500,000	532,090	532,090	0
TAXES - TRANSIENT TAXES	100-408-00	704,645	740,913	700,000	800,000	800,000	0
TRANSIENT OCCUPANCY TAX PEN.	100-408-01	154	3,104	500	3,289	3,289	0
TOTAL OTHER TAXES		1,178,510	1,263,720	1,200,500	1,335,379	1,335,379	0
FRANCHISE FEES							
TELEPHONE FRANCHISE	100-404-01	3,037	14,823	5,000	17,600	17,600	0
TELEVISION FRANCHISE	100-404-02	43,985	55,838	48,000	65,000	65,000	0
TOTAL FRANCHISE FEES		47,022	70,661	53,000	82,600	82,600	0
PLANNING PERMITS							
PARTITIONS	100-413-01	800	0	0	0	0	0
CONDITIONAL USES	100-413-03	3,800	0	0	0	0	0
ZONE CHANGES	100-413-05	9,700	600	0	0	0	0
SUBDIVISION	100-413-06	1,040	0	0	0	0	0
PLANNING PERMIT FEES	100-413-09	2,550	87,974	95,000	115,000	115,000	0
PLANNING SERVICE FEES	100-413-10	0	138,640	188,609	188,609	188,609	0
TOTAL PLANNING PERMITS		17,890	227,214	283,609	303,609	303,609	0
OTHER PERMITS AND FEES							
SOCIAL GAMING	100-414-02	783	783	400	783	783	0
AMUSEMENT MACHINES	100-414-03	160	160	120	160	160	0
LICENSES AND PERMITS - MISC	100-417-00	780	440	400	100	100	0
LIEN SEARCHES	100-417-01	400	860	500	500	500	0
TOTAL OTHER PERMITS AND FEES		2,123	2,243	1,420	1,543	1,543	0

City of Bandon 2022-2023 Annual Budget

FUNDS BY TYPE GENERAL FUND

REVENUES AND OTHER RESOURCES

DETAIL

GENERAL FUND (100)

		2019-2020	2020-2021	2021-2022	2022-2023	2022-2023	2022-2023
	ACCOUNT NO	ACTUAL	ACTUAL	BUDGET	PROPOSED	APPROVED	ADOPTED
INTERGOVERNMENTAL							
LIQUOR TAX	100-422-01	55,771	64,868	59,695	59,695	59,695	0
CIGARETTE TAX	100-422-02	3,526	3,080	2,451	2,451	2,451	0
MARIJUANA TAX	100-422-03	11,448	10,635	4,095	8,500	8,500	0
PAYMENT IN LIEU OF FRANCHISE FEES 910	100-439-01	353,733	362,338	375,000	375,000	375,000	0
PAYMENT IN LIEU OF FRANCHISE FEES 940	100-439-02	47,474	58,531	59,280	62,814	62,814	0
PAYMENT IN LIEU OF FRANCHISE FEES 950	100-439-03	44,980	55,545	57,600	61,020	61,020	0
IN LIEU - POL AND FIRE-HERITAGE PLACE	100-439-04	1,669	1,342	1,500	2,838	2,838	0
TOTAL INTERGOVERNMENTAL		518,601	556,339	559,621	572,318	572,318	0
POLICE AND COURT FINES							
CIRCUIT COURT FINES	100-460-00	30,910	32,808	15,000	15,000	15,000	0
MUNICIPAL COURT FINES	100-461-01	100	7,269	60,000	60,000	60,000	0
MUNICIPAL COURT STATE ASSESS	100-461-03	42	413	0	0	0	0
MUNICIPAL COURT - OTHER	100-461-09	0	0	0	1,000	1,000	0
POLICE INCOME	100-463-00	202	265	150	5,000	5,000	0
TOTAL POLICE AND COURT FINES		31,254	40,755	75,150	81,000	81,000	0
REIMBURSEMENTS							
INSURANCE EXTERNAL (EMPLOYEE)	100-470-01	0	0	0	0	0	0
OTHER REIMBURSEMENTS	100-470-02	45,942	3,925	0	5,000	5,000	0
OTHER EXTERNAL	100-470-09	0	80	1,000	1,000	1,000	0
ENGINEERING REIMB	100-471-01	0	3,443	3,400	1,000	1,000	0
PUBLIC WORKS PERMITS	100-471-03	6,502	4,842	15,000	20,000	20,000	0
REIMB U.R. ADMIN AND FINANCE	100-473-03	0	15,435	75,500	0	78,200	0
REIMBURSE FINANCE EXPENSE	100-473-05	111,547	143,220	108,150	124,709	124,709	0
REIMBURSE ADMIN EXPENSE	100-473-06	245,403	237,911	270,534	274,359	274,359	0
REIMB - W/C LIGHT DUTY TRAININ	100-473-08	0	0	2,500	2,500	2,500	0
TOTAL REIMBURSEMENTS		409,394	408,856	476,084	428,567	506,767	0

City of Bandon 2022-2023 Annual Budget

FUNDS BY TYPE GENERAL FUND

REVENUES AND OTHER RESOURCES

DETAIL

GENERAL FUND (100)

ACCOUNT NO	2019-2020	2020-2021	2021-2022	2022-2023	2022-2023	2022-2023	
	ACTUAL	ACTUAL	BUDGET	PROPOSED	APPROVED	ADOPTED	
MISCELLANEOUS							
SALE OF ASSETS	100-445-00	281,503	18,642	0	0	0	
SPRAGUE THEATER RENT REVENUE	100-446-01	9,078	1,075	2,000	4,000	4,000	
SPRAGUE-EQUIPMENT RENT REVENUE	100-446-02	1,903	292	400	1,000	1,000	
SPRAGUE THEATER-GRANTS	100-446-03	15,000	10,000	10,000	10,000	10,000	
RENTAL OF LAND	100-447-01	34,191	21,962	1,000	11,926	11,926	
COMMUNITY CTR RENT REVENUE	100-448-01	17,156	12,879	10,000	15,500	15,500	
INTEREST INCOME	100-450-00	9,093	3,686	9,000	9,000	9,000	
GRANTS - MISC	100-474-00	1,637	115,190	320,884	25,000	25,000	
GRANTS - POLICE SEATBELT	100-474-02	1,744	1,435	2,500	2,500	2,500	
GRANT - POLICE DUII	100-474-03	2,715	2,063	3,000	3,000	3,000	
11TH ST WEST SIDEWALK GRANT	100-474-05	546	0	0	0	0	
COMMUNITY CENTER DONATIONS	100-478-04	0	150	150	150	150	
OTHER	100-489-00	7,848	780	2,000	359,412	359,412	
DONATIONS	100-489-01	350	0	200	200	200	
FIREWORKS DONATIONS	100-489-02	7,942	9,026	8,500	11,000	11,000	
TOTAL MISCELLANEOUS		390,706	197,180	369,634	452,688	452,688	0
TRANS FROM OTHER FUNDS							
TRANSFER IN FROM 250	100-490-01	0	12,600	0	0	0	
TRANSFER-ST REV SHARING (#260)	100-490-03	0	20,000	0	0	0	
ELECTRIC (#910) - SUMMER REC	100-490-04	30,000	30,000	20,464	27,000	27,000	
TOTAL TRANS FROM OTHER FUNDS		30,000	62,600	20,464	27,000	27,000	0
TOTAL OTHER RESOURCES		2,829,479	3,043,377	3,258,208	3,511,819	3,511,819	0
FUND BALANCE							
BEGINNING BALANCE	100-400-00	238,188	575,229	1,176,230	1,324,206	1,324,206	0
TOTAL FUND BALANCE		238,188	575,229	1,176,230	1,324,206	1,324,206	0
GRAND TOTAL GENERAL FUND		3,067,667	3,618,606	4,434,438	4,836,025	4,914,225	0

City of Bandon 2022-2023 Annual Budget

FUNDS BY TYPE GENERAL FUND

EXPENDITURE DETAIL

GENERAL FUND (100)

MAYOR AND COUNCIL DEPARTMENT

		2019-2020	2020-2021	2021-2022	2022-2023	2022-2023	2022-2023
		ACTUAL	ACTUAL	BUDGET	PROPOSED	APPROVED	ADOPTED
ACCOUNT NO							
MATERIALS AND SERVICES							
MAYOR AND COUNCIL	100-51-600	9,500	9,300	9,600	9,600	9,600	0
4TH OF JULY FIREWORKS	100-51-615	4,574	0	15,000	0	0	0
OFFICE SUPPLIES	100-51-620	0	5	500	1,500	1,500	0
PRINTING / PRINTED MATERIAL	100-51-624	257	0	500	550	550	0
TRAINING AND TRAVEL	100-51-650	836	350	8,500	8,500	8,500	0
MEMBERSHIPS / SUBSCRIPTIONS	100-51-655	2,832	2,943	2,850	3,265	3,265	0
OTHER	100-51-749	485	0	500	2,300	2,300	0
TOTAL MATERIALS AND SERVICES		18,484	12,598	37,450	25,715	25,715	0
TOTAL MAYOR AND COUNCIL DEPART.		18,484	12,598	37,450	25,715	25,715	0

City of Bandon 2022-2023 Annual Budget

FUNDS BY TYPE GENERAL FUND

EXPENDITURE DETAIL

GENERAL FUND (100)

ADMINISTRATION DEPARTMENT

		2019-2020	2020-2021	2021-2022	2022-2023	2022-2023	2022-2023
	ACCOUNT NO	ACTUAL	ACTUAL	BUDGET	PROPOSED	APPROVED	ADOPTED
PERSONNEL SERVICES							
REGULAR EMPY SALARIES AND WAGES	100-55-505	90,693	102,262	108,292	69,690	72,340	0
OVERTIME PAY	100-55-520	2,822	2,845	0	2,380	2,380	0
HOLIDAY PAY	100-55-521	0	491	0	0	0	0
VACATION REIMB.	100-55-528	0	5,543	0	0	0	0
SOCIAL SECURITY	100-55-550	7,007	8,314	8,285	5,331	5,534	0
RETIREMENT	100-55-551	22,890	22,660	24,965	16,886	17,528	0
HEALTH AND LIFE INSURANCE	100-55-552	34,390	29,744	33,249	19,118	19,118	0
UNEMPLOYMENT	100-55-553	91	109	109	883	902	0
W/C INSURANCE	100-55-555	296	322	520	121	127	0
MISC PAYROLL EXPENSE	100-55-560	924	3,911	0	0	0	0
TOTAL PERSONNEL SERVICES		159,113	176,201	175,420	114,409	117,929	0
MATERIALS AND SERVICES							
OFFICE SUPPLIES	100-55-620	2,631	1,482	3,000	3,000	3,000	0
OFFICE EQUIPMENT	100-55-621	3,684	24,865	1,500	8,500	8,500	0
OFFICE FURNITURE	100-55-622	0	0	500	0	0	0
PRINTING/PRINTED MATERIAL	100-55-624	5,091	3,067	5,100	3,700	3,700	0
LEGAL PUBLICATIONS AND NOTICES	100-55-625	2,306	3,028	2,500	2,500	2,500	0
ELECTION EXPENSE	100-55-626	9,603	11,487	15,000	23,000	23,000	0
LEGAL COST	100-55-628	55,604	43,734	57,000	50,000	50,000	0
UTILITIES	100-55-631	731	695	900	2,000	2,000	0
TELEPHONE	100-55-632	467	313	1,000	0	0	0
BUILDING MAINTENANCE SUPPLIES	100-55-633	1,743	466	1,000	0	0	0
MISC. EQ. - LIGHT DUTY TRAINING	100-55-636	0	286	500	500	500	0
SAFETY COMMITTEE	100-55-645	165	0	2,000	500	500	0
EMERGENCY MANAGEMENT SUPPLIES	100-55-649	909	1,489	0	0	0	0
TRAINING AND TRAVEL	100-55-650	2,118	879	5,000	5,000	5,000	0
MEMBERSHIPS	100-55-655	3,720	1,891	6,000	6,000	6,000	0
CONTRACTUAL SERVICES - JANITOR	100-55-657	15,236	17,017	16,000	30,000	30,000	0
CONTRACTUAL SVCS-DRUG TESTING	100-55-658	505	320	500	0	0	0
CONTRACTUAL SERVICES -ENGINEER	100-55-659	840	1,908	1,500	0	0	0
CONTRACTUAL SERVICES	100-55-661	55,933	49,506	53,000	0	0	0
INSURANCE	100-55-681	25,315	25,506	31,300	32,653	32,653	0
INS. - LOSS PREV DEDUCT	100-55-682	0	0	10,000	10,000	10,000	0
ECON DEVEL-TOUR DEV (CH OF C)	100-55-727	150,248	122,231	0	0	0	0

City of Bandon 2022-2023 Annual Budget

FUNDS BY TYPE GENERAL FUND

EXPENDITURE DETAIL

GENERAL FUND (100)

ADMINISTRATION DEPARTMENT, Cont.

		2019-2020	2020-2021	2021-2022	2022-2023	2022-2023	2022-2023
	ACCOUNT NO	ACTUAL	ACTUAL	BUDGET	PROPOSED	APPROVED	ADOPTED
NUISANCE ABATEMENT	100-55-735	0	0	5,000	5,000	5,000	0
PERMITS AND FEES	100-55-745	0	182	500	1,000	1,000	0
BANDON PREPARES	100-55-747	911	0	0	0	0	0
OTHER	100-55-749	10,265	2,933	0	5,000	5,000	0
TOTAL MATERIALS AND SERVICES		348,025	313,285	218,800	188,353	188,353	0
TOTAL ADMINISTRATION DEPARTMENT		507,138	489,486	394,220	302,762	306,282	0

City of Bandon 2022-2023 Annual Budget

FUNDS BY TYPE GENERAL FUND

EXPENDITURE DETAIL

GENERAL FUND (100)

ACCOUNTING AND BILLING DEPT

		2019-2020	2020-2021	2021-2022	2022-2023	2022-2023	2022-2023
	ACCOUNT NO	ACTUAL	ACTUAL	BUDGET	PROPOSED	APPROVED	ADOPTED
PERSONNEL SERVICES							
REGULAR EMPLOY SALARIES AND WAGES	100-57-505	74,420	78,480	65,371	73,346	73,346	0
OVERTIME PAY	100-57-520	1,829	2,182	3,000	2,000	2,000	0
HOLIDAY PAY	100-57-521	0	143	0	0	0	0
SOCIAL SECURITY	100-57-550	5,678	6,124	5,024	5,611	5,611	0
RETIREMENT	100-57-551	19,362	18,744	15,158	18,390	18,390	0
HEALTH AND LIFE INSURANCE	100-57-552	28,095	26,374	18,999	20,099	20,099	0
UNEMPLOYMENT	100-57-553	76	81	66	790	790	0
W/C INSURANCE	100-57-555	212	243	314	102	102	0
TOTAL PERSONNEL SERVICES		129,672	132,371	107,932	120,338	120,338	0
MATERIALS AND SERVICES							
OFFICE EQUIPMENT	100-57-611	7,525	4,837	6,500	6,500	6,500	0
OFFICE SUPPLIES	100-57-620	4,600	5,214	5,500	5,500	5,500	0
POSTAGE	100-57-623	24,755	27,245	26,000	28,000	28,000	0
PRINTING/PRINTED MATERIAL	100-57-624	11,419	9,445	13,000	13,000	13,000	0
UTILITIES	100-57-631	1,161	1,102	1,500	18,780	18,780	0
TELEPHONE	100-57-632	11,184	11,562	13,000	0	0	0
TRAINING AND TRAVEL	100-57-650	133	308	4,500	7,000	7,000	0
MEMBERSHIPS	100-57-655	869	615	1,000	1,000	1,000	0
CONTRACTUAL SERVICES	100-57-661	45,185	55,815	75,000	67,000	67,000	0
AUDIT SERVICES	100-57-662	80,820	74,146	35,000	89,500	89,500	0
BAD DEBTS	100-57-733	429	1,067	2,000	2,000	2,000	0
OTHER	100-57-749	1,033	211	2,500	2,500	2,500	0
TOTAL MATERIALS AND SERVICES		189,113	191,567	185,500	240,780	240,780	0
TOTAL ACCOUNTING AND BILLING DEPT		318,785	323,938	293,432	361,118	361,118	0

City of Bandon 2022-2023 Annual Budget

FUNDS BY TYPE GENERAL FUND

EXPENDITURE DETAIL

GENERAL FUND (100)

MUNICIPAL COURT DEPARTMENT

		2019-2020	2020-2021	2021-2022	2022-2023	2022-2023	2022-2023
		ACTUAL	ACTUAL	BUDGET	PROPOSED	APPROVED	ADOPTED
MATERIALS AND SERVICES							
LEGAL PUBLICATIONS AND NOTICES	100-60-625	0	0	0	100	100	0
CONTRACTUAL SERVICES	100-60-661	3,000	3,950	6,000	8,000	8,000	0
REIMBURSEMENTS / REFUNDS	100-60-734	0	0	0	500	500	0
TOTAL MATERIALS AND SERVICES		3,000	3,950	6,000	8,600	8,600	0
TOTAL MUNICIPAL COURT DEPARTMENT		3,000	3,950	6,000	8,600	8,600	0

City of Bandon 2022-2023 Annual Budget

FUNDS BY TYPE GENERAL FUND

EXPENDITURE DETAIL

GENERAL FUND (100)

POLICE DEPARTMENT

		2019-2020	2020-2021	2021-2022	2022-2023	2022-2023	2022-2023
	ACCOUNT NO	ACTUAL	ACTUAL	BUDGET	PROPOSED	APPROVED	ADOPTED
PERSONNEL SERVICES							
DEPT HEAD	100-62-500	7,680	0	0	0	0	0
REGULAR EMPLOYEES	100-62-505	484,301	511,886	543,472	540,510	547,795	0
TEMPORARY PART-TIME WAGES	100-62-512	98	8,987	0	0	0	0
OVERTIME PAY	100-62-520	18,858	11,060	25,000	25,000	25,000	0
HOLIDAY PAY	100-62-521	22,281	20,419	25,000	25,000	25,000	0
UNIFORM ALLOWANCE	100-62-527	1,050	2,100	2,500	2,500	2,500	0
SOCIAL SECURITY	100-62-550	40,436	42,384	45,401	41,349	41,907	0
RETIREMENT	100-62-551	149,135	154,191	156,861	153,772	156,013	0
HEALTH AND LIFE INSURANCE	100-62-552	137,192	131,402	143,178	150,361	150,361	0
UNEMPLOYMENT	100-62-553	530	555	544	3,784	3,835	0
W/C INSURANCE	100-62-555	32,258	22,532	27,174	15,233	15,438	0
TOTAL PERSONNEL SERVICES		893,819	905,516	969,130	957,509	967,849	0
MATERIALS AND SERVICES							
VEHICLE FUEL	100-62-600	16,399	15,342	25,000	35,000	35,000	0
VEHICLE MAINTENANCE (EXT)	100-62-604	10,677	3,899	15,000	15,000	15,000	0
OFFICE EQUIPMENT MAINTENANCE	100-62-611	5,027	2,434	3,500	3,500	3,500	0
OFFICE SUPPLIES	100-62-620	1,379	2,030	7,000	7,750	7,750	0
POSTAGE	100-62-623	173	39	250	0	0	0
PRINTED MATERIAL	100-62-624	815	450	500	0	0	0
TRAINING EQUIPMENT	100-62-627	4,362	0	7,000	7,000	0	0
LEGAL COST	100-62-628	40	0	1,500	1,500	1,500	0
UTILITIES	100-62-631	3,785	3,595	5,500	15,500	15,500	0
TELEPHONE	100-62-632	8,387	8,750	12,000	0	0	0
SMALL TOOLS AND EQUIPMENT	100-62-640	6,542	4,324	15,000	25,000	32,000	0
UNIFORMS	100-62-643	1,735	1,223	5,000	0	0	0
EMPLOYEE EDUCATION ASSISTANCE	100-62-649	0	0	4,500	4,500	4,500	0
TRAINING AND TRAVEL	100-62-650	2,164	100	20,000	20,000	20,000	0
MEMBERSHIPS	100-62-655	797	353	1,500	1,500	1,500	0
CONTRACTUAL SERVICES	100-62-661	84,784	96,143	115,000	128,000	128,000	0
INSURANCE	100-62-681	24,110	26,455	33,525	34,910	34,910	0
K-9 EXPENSE	100-62-746	897	0	0	0	0	0
OTHER	100-62-749	348	185	300	300	300	0
TOTAL MATERIALS AND SERVICES		172,421	165,322	272,075	299,460	299,460	0

City of Bandon 2022-2023 Annual Budget

FUNDS BY TYPE GENERAL FUND

EXPENDITURE DETAIL

GENERAL FUND (100)

POLICE DEPARTMENT, Cont.

		2019-2020	2020-2021	2021-2022	2022-2023	2022-2023	2022-2023
		ACTUAL	ACTUAL	BUDGET	PROPOSED	APPROVED	ADOPTED
CAPITAL OUTLAY							
CIP - MAJOR EQUIPMENT REPLACEMT	100-62-750	0	0	50,000	50,000	50,000	0
MINOR EQUIPMENT - NEW	100-62-757	0	5,020	5,000	0	0	0
TOTAL CAPITAL OUTLAY		0	5,020	55,000	50,000	50,000	0
TOTAL POLICE DEPARTMENT		1,066,240	1,075,858	1,296,205	1,306,969	1,317,309	0

City of Bandon 2022-2023 Annual Budget

FUNDS BY TYPE GENERAL FUND

EXPENDITURE DETAIL

GENERAL FUND (100)

FIRE DEPARTMENT

		2019-2020	2020-2021	2021-2022	2022-2023	2022-2023	2022-2023
	ACCOUNT NO	ACTUAL	ACTUAL	BUDGET	PROPOSED	APPROVED	ADOPTED
MATERIALS AND SERVICES							
CONTRACTUAL SERVICES	100-64-661	55,307	169,307	115,870	121,664	121,664	0
TOTAL MATERIALS AND SERVICES		55,307	169,307	115,870	121,664	121,664	0
TOTAL FIRE DEPARTMENT		55,307	169,307	115,870	121,664	121,664	0

City of Bandon 2022-2023 Annual Budget

FUNDS BY TYPE GENERAL FUND

EXPENDITURE DETAIL

GENERAL FUND (100)

STREET DEPARTMENT

		2019-2020	2020-2021	2021-2022	2022-2023	2022-2023	2022-2023
	ACCOUNT NO	ACTUAL	ACTUAL	BUDGET	PROPOSED	APPROVED	ADOPTED
MATERIALS AND SERVICES							
VEHICLE FUEL AND OIL	100-70-600	10,093	8,370	14,000	14,000	14,000	0
VEHICLE MAINTENANCE	100-70-604	1,802	724	10,000	10,000	10,000	0
VEHICLE REPAIR (CIP)	100-70-606	0	70	0	0	0	0
OFFICE SUPPLIES	100-70-620	748	805	1,500	1,500	1,500	0
UTILITIES	100-70-631	4,154	3,617	3,500	6,500	6,500	0
TELEPHONE	100-70-632	1,769	1,169	3,000	0	0	0
BUILDING REPAIR	100-70-634	13,162	12,099	50,000	50,000	50,000	0
SMALL TOOLS AND EQUIPMENT	100-70-640	3,476	5,203	10,000	10,000	10,000	0
SAFETY EQUIPMENT	100-70-642	3,161	4,494	6,000	6,000	6,000	0
TRAINING AND TRAVEL	100-70-650	1,415	1,752	4,000	10,000	10,000	0
CONTRACTUAL SERVICES	100-70-661	32,230	49,305	95,000	110,000	110,000	0
INSURANCE	100-70-681	6,027	6,299	8,500	7,500	7,500	0
TRAFFIC SAFETY SUPPLIES	100-70-706	4,819	10,248	15,000	15,000	15,000	0
OTHER EQUIP REPAIR AND MAINT.	100-70-721	19,026	27,160	40,000	40,000	40,000	0
TOTAL MATERIALS AND SERVICES		101,882	131,315	260,500	280,500	280,500	0
TOTAL STREET DEPARTMENT		101,882	131,315	260,500	280,500	280,500	0

City of Bandon 2022-2023 Annual Budget

FUNDS BY TYPE GENERAL FUND

EXPENDITURE DETAIL

GENERAL FUND (100)

PARKS DEPARTMENT

		2019-2020	2020-2021	2021-2022	2022-2023	2022-2023	2022-2023
	ACCOUNT NO	ACTUAL	ACTUAL	BUDGET	PROPOSED	APPROVED	ADOPTED
PERSONNEL SERVICES							
REGULAR EMPY SALARIES AND WAGES	100-72-505	44,482	39,662	51,807	59,959	59,959	0
TEMPORARY PART-TIME WAGES	100-72-512	23,741	0	25,000	25,000	25,000	0
OVERTIME PAY	100-72-520	190	752	2,000	1,000	1,000	0
HOLIDAY PAY	100-72-521	0	643	0	0	0	0
VACATION REIMB.	100-72-528	1,221	0	0	0	0	0
SOCIAL SECURITY	100-72-550	3,369	3,109	3,964	4,587	4,587	0
RETIREMENT	100-72-551	11,651	11,983	14,752	16,720	16,720	0
HEALTH AND LIFE INSURANCE	100-72-552	13,360	11,929	17,217	19,085	19,085	0
UNEMPLOYMENT	100-72-553	44	41	61	420	420	0
W/C INSURANCE	100-72-555	4,424	1,813	2,187	3,724	3,724	0
TOTAL PERSONNEL SERVICES		102,482	69,932	116,988	130,495	130,495	0
MATERIALS AND SERVICES							
UTILITIES	100-72-631	18,445	18,122	25,000	25,000	25,000	0
SMALL TOOLS AND EQUIPMENT	100-72-640	3,350	278	4,000	51,000	51,000	0
INSURANCE	100-72-681	3,626	3,779	4,470	4,900	4,900	0
PARK SUPPLIES	100-72-708	8,955	2,747	12,000	0	0	0
PARK REPAIR AND MAINTENANCE	100-72-725	11,307	16,360	35,000	0	0	0
SUMMER REC - FEES	100-72-745	20,464	20,464	20,464	27,000	27,000	0
OTHER	100-72-749	1,173	1,669	4,000	4,000	4,000	0
TOTAL MATERIALS AND SERVICES		67,320	63,419	104,934	111,900	111,900	0
TOTAL PARKS DEPARTMENT		169,802	133,351	221,922	242,395	242,395	0

City of Bandon 2022-2023 Annual Budget

FUNDS BY TYPE GENERAL FUND

EXPENDITURE DETAIL

GENERAL FUND (100)

PLANNING DEPARTMENT

		2019-2020	2020-2021	2021-2022	2022-2023	2022-2023	2022-2023
	ACCOUNT NO	ACTUAL	ACTUAL	BUDGET	PROPOSED	APPROVED	ADOPTED
PERSONNEL SERVICES							
REGULAR EMPLOYEES SALARIES AND WAGES	100-76-505	69,812	129,419	167,741	130,582	130,582	0
OVERTIME PAY	100-76-520	95	306	0	1,000	1,000	0
HOLIDAY PAY	100-76-521	0	188	0	0	0	0
SOCIAL SECURITY	100-76-550	5,617	9,778	12,833	9,990	9,990	0
RETIREMENT	100-76-551	6,001	30,073	36,352	31,640	31,640	0
HEALTH AND LIFE INSURANCE	100-76-552	9,679	37,119	49,191	19,763	19,763	0
UNEMPLOYMENT	100-76-553	74	101	168	915	915	0
W/C INSURANCE	100-76-555	404	1,761	806	1,732	1,732	0
TOTAL PERSONNEL SERVICES		91,682	208,745	267,091	195,622	195,622	0
MATERIALS AND SERVICES							
CITIZEN INVOLVEMENT PROGRAM	100-76-619	0	0	1,000	1,000	1,000	0
OFFICE SUPPLIES	100-76-620	1,238	991	2,500	2,500	2,500	0
PRINTING/PRINTED MATERIAL	100-76-624	4,503	4,632	6,000	6,000	6,000	0
LEGAL PUBLICATIONS AND NOTICES	100-76-625	987	2,503	3,000	3,000	3,000	0
UTILITIES	100-76-631	996	947	1,500	2,250	2,250	0
TELEPHONE	100-76-632	541	442	750	0	0	0
EQUIPMENT/FIXTURES	100-76-641	2,307	6,395	2,500	2,500	2,500	0
TRAINING AND TRAVEL	100-76-650	137	0	3,000	8,000	8,000	0
MEMBERSHIPS	100-76-655	229	273	500	500	500	0
CONSULTING SERVICES	100-76-660	0	350	5,000	15,000	15,000	0
CONSULTING SERVICES - LEGAL	100-76-661	4,383	16,507	5,000	10,000	10,000	0
REFUNDS AND REIMBURSEMENTS	100-76-734	0	750	0	0	0	0
TOTAL MATERIALS AND SERVICES		15,321	33,790	30,750	50,750	50,750	0
TOTAL PLANNING DEPARTMENT		107,003	242,535	297,841	246,372	246,372	0

City of Bandon 2022-2023 Annual Budget

FUNDS BY TYPE GENERAL FUND

EXPENDITURE DETAIL

GENERAL FUND (100)

COMMUNITY CENTER DEPARTMENT

		2019-2020	2020-2021	2021-2022	2022-2023	2022-2023	2022-2023
	ACCOUNT NO	ACTUAL	ACTUAL	BUDGET	PROPOSED	APPROVED	ADOPTED
PERSONNEL SERVICES							
REGULAR EMPLOYEES SALARIES AND WAGES	100-78-505	7,814	6,469	9,067	9,199	9,199	0
OVERTIME PAY	100-78-520	68	84	0	100	100	0
HOLIDAY PAY	100-78-521	0	71	0	0	0	0
VACATION REIMB.	100-78-528	475	0	0	0	0	0
SOCIAL SECURITY	100-78-550	588	498	694	704	704	0
RETIREMENT	100-78-551	2,086	1,966	2,658	2,628	2,628	0
HEALTH AND LIFE INSURANCE	100-78-552	2,314	1,902	2,801	2,807	2,807	0
UNEMPLOYMENT	100-78-553	8	7	10	65	65	0
W/C INSURANCE	100-78-555	295	242	402	571	571	0
TOTAL PERSONNEL SERVICES		13,648	11,239	15,632	16,074	16,074	0
MATERIALS AND SERVICES							
UTILITIES	100-78-631	14,204	12,676	17,000	18,500	18,500	0
TELEPHONE	100-78-632	1,255	783	1,500	0	0	0
LINEN RENTAL	100-78-635	302	45	0	1,000	1,000	0
MISC EQUIPMENT	100-78-640	596	251	1,500	1,700	1,700	0
CONTRACTUAL SERVICES - JANITOR	100-78-657	11,326	7,954	15,000	15,000	15,000	0
CONTRACTUAL SERVICES	100-78-661	18,228	17,257	15,000	21,000	21,000	0
WEB AND MARKETING	100-78-663	973	1,984	0	0	0	0
INS. - PROPERTY	100-78-681	0	0	1,240	0	0	0
DUCT CLEANING	100-78-685	850	445	1,000	1,000	1,000	0
OTHER	100-78-749	240	1,277	3,500	2,000	2,000	0
TOTAL MATERIALS AND SERVICES		47,974	42,672	55,740	60,200	60,200	0
CAPITAL OUTLAY							
CIP - WALK IN FREEZER RETRO	100-78-758	0	13,287	15,000	0	0	0
TOTAL CAPITAL OUTLAY		0	13,287	15,000	0	0	0
TOTAL COMMUNITY CENTER DEPART.		61,622	67,198	86,372	76,274	76,274	0

City of Bandon 2022-2023 Annual Budget

FUNDS BY TYPE GENERAL FUND

EXPENDITURE DETAIL

GENERAL FUND (100)

SPRAGUE THEATER

		2019-2020	2020-2021	2021-2022	2022-2023	2022-2023	2022-2023
	ACCOUNT NO	ACTUAL	ACTUAL	BUDGET	PROPOSED	APPROVED	ADOPTED
MATERIALS AND SERVICES							
OFFICE SUPPLIES	100-79-620	0	19	500	200	200	0
TELEPHONE	100-79-632	1,642	1,927	1,700	1,700	1,700	0
BUILDING MAINTENANCE SUPPLIES	100-79-633	6,767	0	2,000	2,000	2,000	0
ROYALTIES	100-79-634	547	160	800	600	600	0
MISC. EQUIPMENT	100-79-640	23,075	186	2,000	2,000	2,000	0
CONTRACTUAL SERVICES - JANITOR	100-79-657	3,108	420	4,500	4,500	4,500	0
CONTRACTUAL SERVICES	100-79-661	19,251	17,013	23,000	23,000	23,000	0
WEB/MARKETING	100-79-663	802	1,984	3,000	0	0	0
INS. - PROPERTY	100-79-681	0	0	1,240	0	0	0
OTHER	100-79-749	774	479	1,500	1,500	1,500	0
TOTAL MATERIALS AND SERVICES		55,966	22,188	40,240	35,500	35,500	0
TOTAL SPRAGUE THEATER		55,966	22,188	40,240	35,500	35,500	0

City of Bandon 2022-2023 Annual Budget

FUNDS BY TYPE GENERAL FUND

EXPENDITURE DETAIL

GENERAL FUND (100)

NON-DEPARTMENTAL

		2019-2020	2020-2021	2021-2022	2022-2023	2022-2023	2022-2023
	ACCOUNT NO	ACTUAL	ACTUAL	BUDGET	PROPOSED	APPROVED	ADOPTED
PERSONNEL SERVICES							
OVERTIME PAY - POLICE GRANT	100-90-520	739	4,908	0	5,000	5,000	0
SOCIAL SECURITY	100-90-550	57	375	0	375	375	0
HEALTH AND LIFE INSURANCE	100-90-552	230	1,138	0	1,200	1,200	0
TOTAL PERSONNEL SERVICES		1,026	6,421	0	6,575	6,575	0
MATERIALS AND SERVICES							
4TH OF JULY FIREWORKS	100-90-615	0	0	0	20,000	20,000	0
CONTRACTUAL SVCS	100-90-661	0	0	0	52,000	52,000	0
INSURANCE REIMBURSEMENT	100-90-683	0	0	15,000	15,000	15,000	0
ECON DEVEL-TOUR DEV (CH OF C)	100-90-738	0	0	145,682	153,788	153,788	0
EMERGENCY MANAGEMENT SUPPLIES	100-90-739	0	0	4,500	0	4,500	0
WEB/MARKETING	100-90-745	0	0	6,000	6,000	6,000	0
OTHER	100-90-749	1,461	46,469	15,000	0	0	0
TOTAL MATERIALS AND SERVICES		1,461	46,469	186,182	246,788	251,288	0
CAPITAL OUTLAY							
TRANSFER TO FUND 940	100-90-750	20,000	0	0	0	0	0
TRANSFER TO FUND 950	100-90-751	4,718	0	0	0	0	0
TRANSFER TO FUND 510	100-90-752	0	17,353	0	0	0	0
TRANSFER TO REV STABILIZATION FUND	100-90-753	0	0	0	683,289	600,000	0
CIP - OTHER	100-90-787	0	0	75,000	0	0	0
TOTAL CAPITAL OUTLAY		24,718	17,353	75,000	683,289	600,000	0
CONTINGENCIES AND RESERVES							
RESERVE	100-90-970	0	0	250,000	0	0	0
PERS RESERVE	100-90-971	0	0	100,000	0	0	0
CONTINGENCY	100-90-980	0	0	131,436	0	78,789	0
RESCUE ACT CONTINGENCY	100-90-981	0	0	641,768	619,653	683,993	0
TOTAL CONTINGENCIES AND RESERVES		0	0	1,123,204	619,653	762,782	0
TOTAL NON-DEPARTMENTAL		27,205	70,243	1,384,386	1,556,305	1,620,645	0

City of Bandon 2022-2023 Annual Budget

FUNDS BY TYPE GENERAL FUND

EXPENDITURE DETAIL

GENERAL FUND (100)

NON-DEPARTMENTAL

		2019-2020	2020-2021	2021-2022	2022-2023	2022-2023	2022-2023
	ACCOUNT NO	ACTUAL	ACTUAL	BUDGET	PROPOSED	APPROVED	ADOPTED
FUND BALANCE							
ENDING FUND BALANCE	100-90-999	575,233	876,639	0	271,851	271,851	0
TOTAL FUND BALANCE		575,233	876,639	0	271,851	271,851	0
GRAND TOTAL GENERAL FUND (100)		3,067,667	3,618,606	4,434,438	4,836,025	4,914,225	0

City of Bandon 2022-2023 Annual Budget

FUNDS BY TYPE GENERAL FUND

REVENUES AND OTHER RESOURCES

DETAIL

RAINY DAY FUND (110)

		2019-2020	2020-2021	2021-2022	2022-2023	2022-2023	2022-2023
	ACCOUNT NO	ACTUAL	ACTUAL	BUDGET	PROPOSED	APPROVED	ADOPTED
TRANS FROM OTHER FUNDS							
TRANSFER IN FROM 100	110-401-00	0	0	0	683,289	600,000	0
TOTAL TRANS FROM OTHER FUNDS		0	0	0	683,289	600,000	0
TOTAL OTHER RESOURCES		0	0	0	683,289	600,000	0

City of Bandon 2022-2023 Annual Budget

FUNDS BY TYPE GENERAL FUND

EXPENDITURE DETAIL

RAINY DAY FUND (110)

		2019-2020	2020-2021	2021-2022	2022-2023	2022-2023	2022-2023
	ACCOUNT NO	ACTUAL	ACTUAL	BUDGET	PROPOSED	APPROVED	ADOPTED
CONTINGENCIES AND RESERVES							
CONTINGENCY	110-50-000	0	0	0	83,289	0	0
PERS RESERVE	110-51-000	0	0	0	150,000	150,000	0
RESERVE	110-52-000	0	0	0	450,000	450,000	0
TOTAL CONTINGENCIES AND RESERVES		0	0	0	683,289	600,000	0
TOTAL CONTINGENCIES AND RESERVES		0	0	0	683,289	600,000	0
FUND BALANCE							
ENDING FUND BALANCE	110-50-999	0	0	0	0	0	0
TOTAL FUND BALANCE		0	0	0	0	0	0
GRAND TOTAL REV STABILIZATION FUND		0	0	0	683,289	600,000	0

City of Bandon 2022-2023 Annual Budget

FUNDS BY TYPE SPECIAL REVENUE FUNDS

REVENUES AND OTHER RESOURCES

DETAIL

POLICE RESERVE PROGRAM FUND (151)

		2019-2020	2020-2021	2021-2022	2022-2023	2022-2023	2022-2023
ACCOUNT NO		ACTUAL	ACTUAL	BUDGET	PROPOSED	APPROVED	ADOPTED
MISCELLANEOUS							
INTEREST INCOME	151-450-00	578	304	700	300	300	0
MISC - GRANT	151-474-00	3,281	0	250	250	250	0
MISC - DONATIONS	151-489-01	4,600	4,440	1,000	4,500	4,500	0
K-9 DONATIONS	151-489-02	6,720	-40	200	200	200	0
HOLIDAY WITH A HERO DONATIONS	151-489-03	2,450	8,782	500	4,700	4,700	0
TOTAL MISCELLANEOUS		17,629	13,486	2,650	9,950	9,950	0
TOTAL OTHER RESOURCES		17,629	13,486	2,650	9,950	9,950	0
FUND BALANCE							
BEGINNING FUND BALANCE	151-400-00	20,984	35,870	35,801	52,027	52,027	0
TOTAL FUND BALANCE		20,984	35,870	35,801	52,027	52,027	0
GRAND TOTAL POLICE RESERVE PRGM		38,613	49,356	38,451	61,977	61,977	0

City of Bandon 2022-2023 Annual Budget

FUNDS BY TYPE SPECIAL REVENUE FUNDS

EXPENDITURE DETAIL

POLICE RESERVE PROGRAM FUND (151)

DEPARTMENT 62

		2019-2020	2020-2021	2021-2022	2022-2023	2022-2023	2022-2023
		ACTUAL	ACTUAL	BUDGET	PROPOSED	APPROVED	ADOPTED
ACCOUNT NO							
MATERIALS AND SERVICES							
RESERVES	151-62-690	582	42	0	300	31,968	0
HOLIDAY WITH A HERO EXPENSE	151-62-745	2,161	3,049	11,271	14,514	14,514	0
K-9 EXPENSE	151-62-746	0	0	15,210	15,495	15,495	0
MATERIALS AND SERVICES		2,743	3,091	26,481	30,309	61,977	0
CAPITAL OUTLAY							
MINOR EQUIPMENT-NEW	151-62-757	0	0	11,970	31,668	0	0
TOTAL CAPITAL OUTLAY		0	0	11,970	31,668	0	0
TOTAL DEPARTMENT 62		2,743	3,091	38,451	61,977	61,977	0
FUND BALANCE							
ENDING FUND BALANCE	151-90-999	35,870	46,265	0	0	0	0
TOTAL FUND BALANCE		35,870	46,265	0	0	0	0
GRAND TOTAL POLICE RESERVE PRGM		38,613	49,356	38,451	61,977	61,977	0

City of Bandon 2022-2023 Annual Budget

FUNDS BY TYPE SPECIAL REVENUE FUNDS

REVENUES AND OTHER RESOURCES

DETAIL

STATE TAX STREET FUND (210)

		2019-2020	2020-2021	2021-2022	2022-2023	2022-2023	2022-2023
		ACTUAL	ACTUAL	BUDGET	PROPOSED	APPROVED	ADOPTED
ACCOUNT NO							
INTERGOVERNMENTAL							
STATE STREET TAX	210-422-03	225,643	231,855	244,584	244,584	244,584	0
TOTAL INTERGOVERNMENTAL		225,643	231,855	244,584	244,584	244,584	0
MISCELLANEOUS							
SALE OF ASSETS	210-445-00	59,604	0	0	0	0	0
INTEREST INCOME	210-450-00	2,516	1,265	2,600	1,270	1,270	0
OTHER	210-489-00	0	6,444	0	0	0	0
TOTAL MISCELLANEOUS		62,120	7,709	2,600	1,270	1,270	0
TOTAL OTHER RESOURCES		287,763	239,564	247,184	245,854	245,854	0
FUND BALANCE							
BEGINNING FUND BALANCE	210-400-00	113,916	185,100	150,339	216,021	216,021	0
TOTAL FUND BALANCE		113,916	185,100	150,339	216,021	216,021	0
GRAND TOTAL STATE TAX ST FUND (210)		401,679	424,664	397,523	461,875	461,875	0

City of Bandon 2022-2023 Annual Budget

FUNDS BY TYPE SPECIAL REVENUE FUNDS

EXPENDITURE DETAIL

STATE TAX STREET FUND (210)

EXPENDITURES

		2019-2020	2020-2021	2021-2022	2022-2023	2022-2023	2022-2023
	ACCOUNT NO	ACTUAL	ACTUAL	BUDGET	PROPOSED	APPROVED	ADOPTED
PERSONNEL SERVICES							
REGULAR EMPLOYEES SALARIES AND WAGES	210-50-505	109,779	98,626	121,747	144,997	144,997	0
OVERTIME PAY	210-50-520	516	1,671	1,500	0	0	0
HOLIDAY PAY	210-50-521	0	1,430	0	0	0	0
VACATION REIMB.	210-50-528	3,393	0	0	0	0	0
SOCIAL SECURITY	210-50-550	8,629	7,670	9,314	11,092	11,092	0
RETIREMENT	210-50-551	35,820	25,866	34,819	40,781	40,781	0
HEALTH AND LIFE INSURANCE	210-50-552	33,163	29,390	39,207	45,469	45,469	0
UNEMPLOYMENT	210-50-553	110	102	106	1,015	1,015	0
W/C INSURANCE	210-50-555	16,296	8,274	5,084	9,005	9,005	0
TOTAL PERSONNEL SERVICES		207,706	173,029	211,777	252,359	252,359	0
MATERIALS AND SERVICES							
PLANNING SERVICES	210-50-666	0	2,851	0	0	0	0
STREET AND DRAINAGE MATERIALS	210-50-703	8,631	5,208	50,000	50,000	50,000	0
ADA COMPLIANCE SIDEWALKS (RAMPS)	210-50-704	0	0	60,000	0	0	0
TRAFFIC SAFETY SUPPLIES	210-50-706	0	0	20,000	20,000	20,000	0
OTHER	210-50-749	242	1,629	55,746	10,000	10,000	0
TOTAL MATERIALS AND SERVICES		8,873	9,688	185,746	80,000	80,000	0
TOTAL EXPENDITURES		216,579	182,717	397,523	332,359	332,359	0
FUND BALANCE							
ENDING FUND BALANCE	210-50-999	185,100	241,947	0	129,516	129,516	0
TOTAL FUND BALANCE		185,100	241,947	0	129,516	129,516	0
GRAND TOTAL STATE TAX ST FUND (210)		401,679	424,664	397,523	461,875	461,875	0

City of Bandon 2022-2023 Annual Budget

FUNDS BY TYPE SPECIAL REVENUE FUNDS

REVENUES AND OTHER RESOURCES

DETAIL

LIBRARY MEMORIAL FUND (220)

		2019-2020	2020-2021	2021-2022	2022-2023	2022-2023	2022-2023
		ACTUAL	ACTUAL	BUDGET	PROPOSED	APPROVED	ADOPTED
ACCOUNT NO							
INTERGOVERNMENTAL							
READY TO READ GRANT	220-422-09	1,000	0	0	0	0	0
TOTAL INTERGOVERNMENTAL		1,000	0	0	0	0	0
MISCELLANEOUS							
INTEREST INCOME	220-450-00	4,575	693	4,000	542	542	0
GIFTS AND MEMORIALS	220-478-00	6,193	0	0	200	200	0
TOTAL MISCELLANEOUS		10,768	693	4,000	742	742	0
TOTAL OTHER RESOURCES		11,768	693	4,000	742	742	0
FUND BALANCE							
BEGINNING FUND BALANCE	220-400-00	292,266	92,387	93,156	93,745	93,745	0
TOTAL FUND BALANCE		292,266	92,387	93,156	93,745	93,745	0
GRAND TOTAL LIBRARY MEMORIAL FUND		304,034	93,080	97,156	94,487	94,487	0

City of Bandon 2022-2023 Annual Budget

FUNDS BY TYPE SPECIAL REVENUE FUNDS

EXPENDITURE DETAIL

LIBRARY MEMORIAL FUND (220)

EXPENDITURES

		2019-2020	2020-2021	2021-2022	2022-2023	2022-2023	2022-2023
		ACTUAL	ACTUAL	BUDGET	PROPOSED	APPROVED	ADOPTED
ACCOUNT NO							
MATERIALS AND SERVICES							
LISA WAMPOLE CHILDRENS PROGRAM	220-50-695	1,602	0	0	0	0	0
READY TO READ GRANT EXPEND	220-50-698	925	0	0	0	0	0
OTHER	220-50-749	106	0	66,500	66,500	0	0
TOTAL MATERIALS AND SERVICES		2,633	0	66,500	66,500	0	0
CAPITAL OUTLAY							
CIP - MISC	220-50-770	0	0	30,656	27,987	27,987	0
TOTAL CAPITAL OUTLAY		0	0	30,656	27,987	27,987	0
CONTINGENCIES AND RESERVES							
TRANSFER TO FUND #230 - LIB FUND	220-50-951	209,013	0	0	0	0	0
TOTAL CONTINGENCIES AND RESERVES		209,013	0	0	0	0	0
TOTAL EXPENDITURES		211,646	0	97,156	94,487	27,987	0
FUND BALANCE							
ENDING FUND BALANCE	220-50-999	92,388	93,080	0	0	66,500	0
TOTAL FUND BALANCE		92,388	93,080	0	0	66,500	0
GRAND TOTAL LIBRARY MEMORIAL FUND		304,034	93,080	97,156	94,487	94,487	0

City of Bandon 2022-2023 Annual Budget

FUNDS BY TYPE SPECIAL REVENUE FUNDS

REVENUES AND OTHER RESOURCES

DETAIL

LIBRARY FUND (230)

		2019-2020	2020-2021	2021-2022	2022-2023	2022-2023	2022-2023
	ACCOUNT NO	ACTUAL	ACTUAL	BUDGET	PROPOSED	APPROVED	ADOPTED
INTERGOVERNMENTAL							
COUNTY LIBRARY SUPPORT	230-424-01	397,981	364,903	357,053	418,584	418,584	0
READY TO READ GRANT	230-424-02	0	0	1,000	1,000	1,000	0
TOTAL INTERGOVERNMENTAL		397,981	364,903	358,053	419,584	419,584	0
MISCELLANEOUS							
INTEREST INCOME	230-450-00	765	427	250	370	370	0
MISC - GRANTS	230-474-00	4,840	8,354	2,000	2,000	2,000	0
FINES	230-475-01	1,516	0	0	0	0	0
LOST BOOKS	230-475-02	500	64	500	650	650	0
COPIES	230-475-03	1,820	29	1,500	500	500	0
LIBRARY FOUNDATION	230-478-01	19,101	16,000	18,000	16,000	16,000	0
OTHER	230-489-00	3,885	4,705	3,000	3,500	3,500	0
TOTAL MISCELLANEOUS		32,427	29,579	25,250	23,020	23,020	0
TRANS FROM OTHER FUNDS							
TRANS FROM FUND #220 (LIB MEM)	230-490-01	209,013	0	0	0	0	0
TOTAL TRANS FROM OTHER FUNDS		209,013	0	0	0	0	0
TOTAL OTHER RESOURCES		639,421	394,482	383,303	442,604	442,604	0
FUND BALANCE							
BEGINNING FUND BALANCE	230-400-00	-148,963	4,977	49,236	76,379	76,379	0
TOTAL FUND BALANCE		-148,963	4,977	49,236	76,379	76,379	0
GRAND TOTAL LIBRARY FUND (230)		490,458	399,459	432,539	518,983	518,983	0

City of Bandon 2022-2023 Annual Budget

FUNDS BY TYPE SPECIAL REVENUE FUNDS

EXPENDITURE DETAIL

LIBRARY FUND (230)

EXPENDITURES

		2019-2020	2020-2021	2021-2022	2022-2023	2022-2023	2022-2023
	ACCOUNT NO	ACTUAL	ACTUAL	BUDGET	PROPOSED	APPROVED	ADOPTED
PERSONNEL SERVICES							
REGULAR EMPLOYEES	230-50-505	235,267	167,024	183,537	194,641	201,130	0
HOLIDAY PAY	230-50-521	1,128	2,834	0	0	0	0
VACATION REIMB.	230-50-528	8,065	0	0	0	0	0
SOCIAL SECURITY	230-50-550	18,590	13,079	14,041	14,890	15,386	0
RETIREMENT	230-50-551	55,659	40,568	46,156	48,918	50,490	0
HEALTH AND LIFE INSURANCE	230-50-552	90,573	62,465	69,086	67,796	67,796	0
UNEMPLOYMENT	230-50-553	246	171	184	1,480	1,408	0
W/C INSURANCE	230-50-555	760	534	881	270	279	0
TOTAL PERSONNEL SERVICES		410,288	286,675	313,885	327,923	336,489	0
MATERIALS AND SERVICES							
OFFICE SUPPLIES	230-50-620	3,570	1,417	4,000	5,200	5,200	0
OFFICE EQUIPMENT	230-50-621	50	932	1,000	0	0	0
OFFICE FURNITURE	230-50-622	373	500	500	0	0	0
POSTAGE	230-50-623	62	126	50	0	0	0
JANITORIAL SUPPLIES	230-50-630	783	389	1,500	1,500	1,500	0
UTILITIES	230-50-631	13,391	12,765	10,000	11,000	11,000	0
TELEPHONE	230-50-632	3,339	582	1,000	0	0	0
MINOR MAINTENANCE	230-50-635	105	0	1,200	3,000	3,000	0
TRAINING AND TRAVEL	230-50-650	1,278	200	1,000	1,000	1,000	0
MEMBERSHIPS	230-50-651	379	90	200	200	200	0
CONTRACTUAL SERVICES	230-50-661	15,033	14,423	10,000	13,000	13,000	0
INSURANCE	230-50-681	3,616	5,039	5,563	6,600	6,600	0
LIBRARY MATERIALS	230-50-690	25,277	26,488	33,000	15,000	15,000	0
ART GALLERY	230-50-691	217	188	600	600	600	0
READY TO READ GRANT EXPEND	230-50-694	0	0	1,000	1,000	1,000	0
CHILDREN'S PROGRAMS	230-50-695	72	50	0	0	0	0
EDUCATIONAL PROGRAMS	230-50-696	1,912	6,950	10,000	8,100	8,100	0
OTHER EQUIP REPAIR AND MAINT.	230-50-721	4,676	4,509	3,000	0	0	0
REFUNDS AND REIMBURSEMENTS	230-50-734	0	0	100	0	0	0
OTHER MATERIALS	230-50-749	1,059	19	1,000	17,000	17,000	0
TOTAL MATERIALS AND SERVICES		75,192	74,667	84,713	83,200	83,200	0

City of Bandon 2022-2023 Annual Budget

FUNDS BY TYPE SPECIAL REVENUE FUNDS

EXPENDITURE DETAIL

LIBRARY FUND (230)

EXPENDITURES, Cont.

		2019-2020	2020-2021	2021-2022	2022-2023	2022-2023	2022-2023
		ACTUAL	ACTUAL	BUDGET	PROPOSED	APPROVED	ADOPTED
ACCOUNT NO							
CONTINGENCIES AND RESERVES							
CONTINGENCY	230-50-980	0	0	33,941	107,860	99,294	0
TOTAL CONTINGENCIES AND RESERVES		0	0	33,941	107,860	99,294	0
TOTAL EXPENDITURES		485,480	361,342	432,539	518,983	518,983	0
FUND BALANCE							
ENDING FUND BALANCE	230-50-999	4,977	38,118	0	0	0	0
TOTAL FUND BALANCE		4,977	38,118	0	0	0	0
GRAND TOTAL LIBRARY FUND (230)		490,457	399,460	432,539	518,983	518,983	0

City of Bandon 2022-2023 Annual Budget

FUNDS BY TYPE SPECIAL REVENUE FUNDS

REVENUES AND OTHER RESOURCES

DETAIL

COMM BEAUTIFICATION FUND (250)

		2019-2020	2020-2021	2021-2022	2022-2023	2022-2023	2022-2023
		ACTUAL	ACTUAL	BUDGET	PROPOSED	APPROVED	ADOPTED
ACCOUNT NO							
FRANCHISE FEES							
GARBAGE FRANCHISE FEE	250-404-03	47,562	47,181	47,000	50,000	50,000	0
TOTAL FRANCHISE FEES		47,562	47,181	47,000	50,000	50,000	0
MISCELLANEOUS							
MISC - INTEREST INCOME	250-450-00	566	147	600	100	100	0
TOTAL MISCELLANEOUS		566	147	600	100	100	0
TOTAL OTHER RESOURCES		48,128	47,328	47,600	50,100	50,100	0
FUND BALANCE							
BEGINNING BALANCE	250-400-00	25,725	14,652	4,531	12,217	12,217	0
TOTAL FUND BALANCE		25,725	14,652	4,531	12,217	12,217	0
GRAND TOTAL COMM BEAUTIFIC. FUND		73,853	61,980	52,131	62,317	62,317	0

City of Bandon 2022-2023 Annual Budget

FUNDS BY TYPE SPECIAL REVENUE FUNDS

EXPENDITURE DETAIL

COMM BEAUTIFICATION FUND (250)

EXPENDITURES

EXPENDITURES		2019-2020	2020-2021	2021-2022	2022-2023	2022-2023	2022-2023
ACCOUNT NO		ACTUAL	ACTUAL	BUDGET	PROPOSED	APPROVED	ADOPTED
MATERIALS AND SERVICES							
BENCHES AND TRASH CANS	250-50-674	0	238	0	10,000	10,000	0
CONTRACTUAL SERVICES	250-50-678	42,100	39,600	45,000	52,317	52,317	0
TREE TRIMMING/MITIGATION	250-50-699	4,172	0	5,000	0	0	0
TOTAL MATERIALS AND SERVICES		46,272	39,838	50,000	62,317	62,317	0
CONTINGENCIES AND RESERVES							
TRANSFER OUT	250-50-955	12,928	0	0	0	0	0
TRANSFER TO GEN FUND 100	250-50-956	0	12,600	0	0	0	0
CONTINGENCY	250-50-980	0	0	2,131	0	0	0
TOTAL CONTINGENCIES AND RESERVES		12,928	12,600	2,131	0	0	0
TOTAL EXPENDITURES		59,200	52,438	52,131	62,317	62,317	0
FUND BALANCE							
ENDING FUND BALANCE	250-50-999	14,652	9,542	0	0	0	0
TOTAL FUND BALANCE		14,652	9,542	0	0	0	0
GRAND TOTAL COMM BEAUTIFIC. FUND		73,852	61,980	52,131	62,317	62,317	0

City of Bandon 2022-2023 Annual Budget

FUNDS BY TYPE SPECIAL REVENUE FUNDS

REVENUES AND OTHER RESOURCES

DETAIL

STATE REV SHARING FUND (260)

		2019-2020	2020-2021	2021-2022	2022-2023	2022-2023	2022-2023
		ACTUAL	ACTUAL	BUDGET	PROPOSED	APPROVED	ADOPTED
ACCOUNT NO							
INTERGOVERNMENTAL							
RECEIPTS FROM STATE	260-422-09	50,350	45,124	43,000	46,000	46,000	0
TOTAL INTERGOVERNMENTAL		50,350	45,124	43,000	46,000	46,000	0
MISCELLANEOUS							
INTEREST INCOME	260-450-00	666	169	650	85	85	0
TOTAL MISCELLANEOUS		666	169	650	85	85	0
TOTAL OTHER RESOURCES		51,016	45,293	43,650	46,085	46,085	0
FUND BALANCE							
BEGINNING FUND BALANCE	260-400-00	42,796	25,412	20,445	39,358	39,358	0
TOTAL FUND BALANCE		42,796	25,412	20,445	39,358	39,358	0
GRAND TOTAL ST REV SHARING FUND		93,812	70,705	64,095	85,443	85,443	0

City of Bandon 2022-2023 Annual Budget

FUNDS BY TYPE SPECIAL REVENUE FUNDS

EXPENDITURE DETAIL

STATE REV SHARING FUND (260)

EXPENDITURES

		2019-2020	2020-2021	2021-2022	2022-2023	2022-2023	2022-2023
		ACTUAL	ACTUAL	BUDGET	PROPOSED	APPROVED	ADOPTED
ACCOUNT NO							
MATERIALS AND SERVICES							
PAYMENT TO OTHER ORG	260-50-730	38,700	20,250	19,285	33,150	29,785	0
OTHER	260-50-749	9,352	8,897	44,810	52,293	55,658	0
TOTAL MATERIALS AND SERVICES		48,052	29,147	64,095	85,443	85,443	0
CONTINGENCIES AND RESERVES							
TRANSFER TO OTHER FUND 940	260-50-960	20,348	0	0	0	0	0
TRANSFER TO OTHER FUND 100	260-50-961	0	20,000	0	0	0	0
TOTAL CONTINGENCIES AND RESERVES		20,348	20,000	0	0	0	0
TOTAL EXPENDITURES		68,400	49,147	64,095	85,443	85,443	0
FUND BALANCE							
ENDING FUND BALANCE	260-50-999	25,412	21,558	0	0	0	0
TOTAL FUND BALANCE		25,412	21,558	0	0	0	0
GRAND TOTAL ST REV SHARING FUND		93,812	70,705	64,095	85,443	85,443	0

City of Bandon 2022-2023 Annual Budget

FUNDS BY TYPE SPECIAL REVENUE FUNDS

REVENUES AND OTHER RESOURCES

DETAIL

BLOCK GRANT FUND (410)

		2019-2020	2020-2021	2021-2022	2022-2023	2022-2023	2022-2023
		ACTUAL	ACTUAL	BUDGET	PROPOSED	APPROVED	ADOPTED
ACCOUNT NO							
MISCELLANEOUS							
INTEREST INCOME	410-450-00	6,501	987	2,000	721	721	0
LOAN REPAYMENTS - PRINCIPAL	410-455-00	8,633	2,206	0	0	0	0
SMALL BUSINESS LOAN PRINCIPAL	410-455-04	0	0	2,749	2,855	2,855	
SMALL BUSINESS LOAN INTEREST	410-456-00	2,152	959	851	747	747	0
TOTAL MISCELLANEOUS		17,286	4,152	5,600	4,323	4,323	0
TOTAL OTHER RESOURCES		17,286	4,152	5,600	4,323	4,323	0
FUND BALANCE							
BEGINNING FUND BALANCE	410-400-00	384,664	143,212	56,870	78,984	78,984	0
TOTAL FUND BALANCE		384,664	143,212	56,870	78,984	78,984	0
GRAND TOTAL BLOCK GRANT FUND (410)		401,950	147,364	62,470	83,307	83,307	0

City of Bandon 2022-2023 Annual Budget

FUNDS BY TYPE SPECIAL REVENUE FUNDS

EXPENDITURE DETAIL

BLOCK GRANT FUND (410)

EXPENDITURES

		2019-2020	2020-2021	2021-2022	2022-2023	2022-2023	2022-2023
	ACCOUNT NO	ACTUAL	ACTUAL	BUDGET	ADJ PROP	PROPOSED	ADOPTED
MATERIALS AND SERVICES							
OTHER	410-50-749	21,131	0	0	0	30,000	0
TOTAL MATERIALS AND SERVICES		21,131	0	0	0	0	0
CAPITAL OUTLAY							
CAPITAL IMPROVEMENTS	410-50-775	1,773	0	0	0	0	0
FAÇADE / SIGN LOAN/GRANT	410-50-797	0	0	20,000	20,000	20,000	0
LOANS TO SMALL BUS/FACADE LOAN	410-50-798	0	10,000	42,470	33,307	33,307	0
CIP - TROLLEY PROGRAM	410-50-800	14,303	0	0	30,000	0	0
TOTAL CAPITAL OUTLAY		16,076	10,000	62,470	83,307	53,307	0
CONTINGENCIES AND RESERVES							
TRANSFER TO FUND 940	410-50-990	109,230	0	0	0	0	0
TRANSFER TO FUND 950	410-50-991	112,301	0	0	0	0	0
TOTAL CONTINGENCIES AND RESERVES		221,531	0	0	0	0	0
TOTAL EXPENDITURES		258,738	10,000	62,470	83,307	83,307	0
FUND BALANCE							
ENDING FUND BALANCE	410-50-999	143,212	137,364	0	0	0	0
TOTAL FUND BALANCE		143,212	137,364	0	0	0	0
GRAND TOTAL BLOCK GRANT FUND (410)		401,950	147,364	62,470	83,307	83,307	0

City of Bandon 2022-2023 Annual Budget

FUNDS BY TYPE ENTERPRISE FUNDS

REVENUES AND OTHER RESOURCES

DETAIL

ELECTRIC FUND (910)

		2019-2020	2020-2021	2021-2022	2022-2023	2022-2023	2022-2023
		ACTUAL	ACTUAL	BUDGET	PROPOSED	APPROVED	ADOPTED
ACCOUNT NO							
OTHER TAXES							
UTILITY SALES	910-440-00	5,851,483	6,171,455	6,250,000	6,250,000	6,250,000	0
LOW INCOME ASSISTANCE	910-440-03	11,475	11,427	11,300	11,500	11,500	0
BPA CONSERVATION	910-440-04	17,770	48,081	27,300	26,000	26,000	0
TOTAL OTHER TAXES		5,880,728	6,230,963	6,288,600	6,287,500	6,287,500	0
REIMBURSEMENTS							
REIMBURSE - SUBDIVISION DEV.	910-470-07	0	0	1,000	1,000	1,000	0
ENGINEERING REIMB	910-471-01	0	0	1,000	1,000	1,000	0
TOTAL REIMBURSEMENTS		0	0	2,000	2,000	2,000	0
MISCELLANEOUS							
EXTENSION FEES	910-442-01	116,908	173,808	150,000	175,000	175,000	0
ACCOUNT OPENING FEES	910-444-01	10,900	10,450	12,500	10,650	10,650	0
RECONNECTION FEE	910-444-02	160	230	250	250	250	0
RETURN CHECK FEES	910-444-03	210	165	250	250	250	0
COLLECTION FEES	910-444-04	18,020	18,881	22,000	22,000	22,000	0
INTEREST CHARGED	910-444-05	10,343	9,416	10,500	10,500	10,500	0
SALE OF ASSETS	910-445-00	240,634	0	0	0	0	0
POLE CONTACTS - TELEPHONE	910-448-01	42,783	21,377	22,000	22,000	22,000	0
POLE CONTACTS - CABLE TV	910-448-02	17,102	57,288	18,000	15,000	15,000	0
POLE CONTACTS - LSN	910-448-03	0	12,467	2,500	2,625	2,625	0
INTEREST	910-450-00	30,966	12,970	32,000	8,600	8,600	0
VOL LOW INC ROUNDUP DON	910-478-02	695	662	750	650	650	0
OTHER	910-489-00	3,253	1,579	7,500	1,500	1,500	0
TOTAL MISCELLANEOUS		491,974	319,293	278,250	269,025	269,025	0
TOTAL OTHER RESOURCES		6,372,702	6,550,256	6,568,850	6,558,525	6,558,525	0
FUND BALANCE							
BEGINNING FUND BALANCE	910-400-00	1,817,300	2,251,145	1,764,109	2,678,437	2,678,437	0
TOTAL FUND BALANCE		1,817,300	2,251,145	1,764,109	2,678,437	2,678,437	0
GRAND TOTAL ELECTRIC FUND (910)		8,190,002	8,801,401	8,332,959	9,236,962	9,236,962	0

City of Bandon 2022-2023 Annual Budget

FUNDS BY TYPE ENTERPRISE FUNDS

EXPENDITURE DETAIL

ELECTRIC FUND (910)

ADMINISTRATION DEPARTMENT

		2019-2020	2020-2021	2021-2022	2022-2023	2022-2023	2022-2023
		ACTUAL	ACTUAL	BUDGET	PROPOSED	APPROVED	ADOPTED
ACCOUNT NO							
PERSONNEL SERVICES							
REGULAR EMPLOYEES SALARIES AND WAGES	910-55-505	105,309	86,187	86,025	121,977	128,866	0
OVERTIME PAY	910-55-520	95	305	0	0	0	0
HOLIDAY PAY	910-55-521	0	93	0	0	0	0
SOCIAL SECURITY	910-55-550	8,154	6,434	6,581	9,331	9,858	0
RETIREMENT	910-55-551	15,990	20,352	20,844	29,555	31,224	0
HEALTH AND LIFE INSURANCE	910-55-552	22,695	17,293	18,763	36,897	36,897	0
UNEMPLOYMENT	910-55-553	105	98	87	854	902	0
W/C INSURANCE	910-55-555	363	285	413	232	246	0
TOTAL PERSONNEL SERVICES		152,711	131,047	132,713	198,846	207,993	0
MATERIALS AND SERVICES							
LEGAL COST	910-55-628						
CONSULTING SERVICES	910-55-660	6,626	773	0	0	0	0
ADMINISTRATIVE SERVICES	910-55-664	176,866	181,169	187,500	187,500	187,500	0
COUNCIL SERVICES	910-55-665	17,687	18,117	18,750	18,750	18,750	0
PLANNING SERVICES	910-55-666	0	74,433	93,482	93,482	93,482	0
INSURANCE	910-55-681	26,988	28,974	37,088	37,815	37,815	0
TOTAL MATERIALS AND SERVICES		228,167	303,466	336,820	337,547	337,547	0
TOTAL ADMINISTRATION DEPARTMENT		380,878	434,513	469,533	536,393	545,540	0

City of Bandon 2022-2023 Annual Budget

FUNDS BY TYPE ENTERPRISE FUNDS

EXPENDITURE DETAIL

ELECTRIC FUND (910)

ACCOUNTING AND BILLING DEPT

		2019-2020	2020-2021	2021-2022	2022-2023	2022-2023	2022-2023
ACCOUNT NO		ACTUAL	ACTUAL	BUDGET	PROPOSED	APPROVED	ADOPTED
PERSONNEL SERVICES							
REGULAR EMPLOY SALARIES AND WAGES	910-57-505	135,809	152,073	184,897	252,851	252,851	0
SOCIAL SECURITY	910-57-550	10,039	11,425	14,145	19,343	19,343	0
RETIREMENT	910-57-551	29,273	39,696	47,766	64,358	64,358	0
HEALTH AND LIFE INSURANCE	910-57-552	53,970	56,936	69,086	75,862	75,862	0
UNEMPLOYMENT	910-57-553	136	152	185	1,178	1,178	0
W/C INSURANCE	910-57-555	367	424	888	350	350	0
TOTAL PERSONNEL SERVICES		229,594	260,706	316,967	413,942	413,942	0
MATERIALS AND SERVICES							
ACCOUNTING SERVICES	910-57-663	88,433	90,585	93,750	93,750	93,750	0
BAD DEBTS	910-57-733	-20,647	14,589	0	0	0	0
OTHER	910-57-749	5,733	0	0	0	0	0
TOTAL MATERIALS AND SERVICES		73,519	105,174	93,750	93,750	93,750	0
TOTAL ACCOUNTING AND BILLING DEPT		303,113	365,880	410,717	507,692	507,692	0

City of Bandon 2022-2023 Annual Budget

FUNDS BY TYPE ENTERPRISE FUNDS

EXPENDITURE DETAIL

ELECTRIC FUND (910)

WHOLESALE PURCHASE OF ELECTRIC

		2019-2020	2020-2021	2021-2022	2022-2023	2022-2023	2022-2023
		ACTUAL	ACTUAL	BUDGET	PROPOSED	APPROVED	ADOPTED
ACCOUNT NO							
MATERIALS AND SERVICES							
CONTRACTUAL SERVICES	910-80-661	3,029,267	3,052,131	3,200,000	3,200,000	3,200,000	0
TOTAL MATERIALS AND SERVICES		3,029,267	3,052,131	3,200,000	3,200,000	3,200,000	0
TOTAL SOURCE OF SUPPLY DEPARTMENT		3,029,267	3,052,131	3,200,000	3,200,000	3,200,000	0

City of Bandon 2022-2023 Annual Budget

FUNDS BY TYPE ENTERPRISE FUNDS

EXPENDITURE DETAIL

ELECTRIC FUND (910)

CONSERVATION DEPARTMENT

		2019-2020	2020-2021	2021-2022	2022-2023	2022-2023	2022-2023
ACCOUNT NO		ACTUAL	ACTUAL	BUDGET	PROPOSED	APPROVED	ADOPTED
PERSONNEL SERVICES							
REGULAR EMPLOY SALARIES AND WAGES	910-82-505	12,729	10,643	11,710	13,317	13,317	0
OVERTIME PAY	910-82-520	478	0	0	0	0	0
SOCIAL SECURITY	910-82-550	1,008	814	896	1,019	1,019	0
RETIREMENT	910-82-551	2,487	2,579	2,838	3,227	3,227	0
HEALTH AND LIFE INSURANCE	910-82-552	2,401	2,326	2,528	7,096	7,096	0
UNEMPLOYMENT	910-82-553	13	11	12	94	94	0
WC INSURANCE	910-82-555	39	32	410	18	18	0
TOTAL PERSONNEL SERVICES		19,155	16,405	18,394	24,771	24,771	0
MATERIALS AND SERVICES							
CONSERVATION PAYMENTS	910-82-657	14,214	28,031	50,000	20,000	20,000	0
CONSULTING SERVICES	910-82-660	18,392	18,897	20,000	20,705	20,705	0
TOTAL MATERIALS AND SERVICES		32,606	46,928	70,000	40,705	40,705	0
TOTAL CONSERVATION DEPARTMENT		51,761	63,333	88,394	65,476	65,476	0

City of Bandon 2022-2023 Annual Budget

FUNDS BY TYPE ENTERPRISE FUNDS

EXPENDITURE DETAIL

ELECTRIC FUND (910)

DISTRIBUTION DEPT

		2019-2020	2020-2021	2021-2022	2022-2023	2022-2023	2022-2023
	ACCOUNT NO	ACTUAL	ACTUAL	BUDGET	PROPOSED	APPROVED	ADOPTED
PERSONNEL SERVICES							
REGULAR EMPY SALARIES AND WAGES	910-84-505	575,239	553,415	604,438	678,314	678,314	0
OVERTIME PAY	910-84-520	31,744	34,923	40,000	40,000	40,000	0
HOLIDAY PAY	910-84-521	0	3,094	0	0	0	0
VACATION REIMB.	910-84-528	0	3,848	0	0	0	0
SOCIAL SECURITY	910-84-550	45,073	45,052	46,240	51,891	51,891	0
RETIREMENT	910-84-551	168,657	157,441	168,129	187,110	187,110	0
HEALTH AND LIFE INSURANCE	910-84-552	135,608	126,824	136,213	169,585	169,585	0
UNEMPLOYMENT	910-84-553	604	595	605	4,749	4,749	0
W/C INSURANCE	910-84-555	22,202	13,521	21,156	14,414	14,414	0
TOTAL PERSONNEL SERVICES		979,127	938,713	1,016,781	1,146,063	1,146,063	0
MATERIALS AND SERVICES							
VEHICLE FUEL AND OIL	910-84-600	8,993	9,884	25,000	30,000	30,000	0
VEHICLE MAINTENANCE	910-84-604	12,696	18,341	50,000	50,000	50,000	0
OFFICE SUPPLIES	910-84-620	117	317	7,500	7,500	7,500	0
UTILITIES	910-84-631	6,771	4,057	9,500	15,500	15,500	0
TELEPHONE	910-84-632	5,284	5,426	6,000	0	0	0
SUBSTATION MAINTENANCE	910-84-635	0	49,872	100,000	100,000	100,000	0
BUILDING MAINTENANCE	910-84-636	2,182	6,711	12,500	12,000	12,000	0
SMALL TOOLS AND EQUIPMENT	910-84-640	2,389	2,855	15,000	30,000	30,000	0
MISC. EQUIPM. AND FIXTURES	910-84-641	708	5,005	15,000	0	0	0
SAFETY EQUIPMENT	910-84-642	7,085	8,126	20,000	20,000	20,000	0
TRAINING AND TRAVEL	910-84-650	16,399	783	35,000	35,000	35,000	0
MEMBERSHIPS	910-84-655	27,396	14,806	20,000	20,000	20,000	0
LOW INCOME ENERGY ASST	910-84-658	7,508	3,216	20,000	20,000	20,000	0
CONTRACTUAL SERVICES	910-84-661	32,926	31,693	50,000	50,000	50,000	0
CONSULTING SERVICES	910-84-662	29,526	18,083	35,000	80,000	80,000	0
RIGHT-OF-WAY MAINTENANCE	910-84-697	0	0	4,000	4,000	169,000	0
GRAVEL	910-84-710	632	275	15,000	0	0	0
METER BASE REPLACEMENT	910-84-713	903	166	10,000	15,000	15,000	0
CIP - POLE INSP. AND TREATMENT	910-84-718	81,464	89,418	150,000	0	0	0
SYSTEM OPERATIONS EXP	910-84-720	126,068	248,261	300,000	300,000	300,000	0
EQUIPMENT RENTAL	910-84-724	254	185	5,000	20,000	20,000	0
PERMITS	910-84-745	11	12	3,000	3,000	3,000	0
COST OF SERVICE STUDY	910-84-746	96	0	0	0	0	0
TOTAL MATERIALS AND SERVICES		369,408	517,492	907,500	812,000	977,000	0

City of Bandon 2022-2023 Annual Budget

FUNDS BY TYPE ENTERPRISE FUNDS

EXPENDITURE DETAIL

ELECTRIC FUND (910)

DISTRIBUTION DEPT, Cont.

		2019-2020	2020-2021	2021-2022	2022-2023	2022-2023	2022-2023
	ACCOUNT NO	ACTUAL	ACTUAL	BUDGET	PROPOSED	APPROVED	ADOPTED
CAPITAL OUTLAY							
CIP - ANNUAL STORM DAMAGE REPL	910-84-756	0	104	50,000	50,000	50,000	0
CIP- SHOP SITE PREPARATION	910-84-762	49,640	33,476	25,000	50,000	50,000	0
CIP - MISC EQUIPMENT AND FIXTURE	910-84-767	12,554	70,070	80,000	175,000	175,000	0
CIP - MAPPING SOFTWARE UPGRADE	910-84-769	0	0	15,000	15,000	15,000	0
CIP - ANNUAL - METERS	910-84-770	0	27,524	30,000	30,000	30,000	0
CIP - ANNUAL- TRANSFORMERS, NEW	910-84-771	60,264	46,530	100,000	120,000	120,000	0
CIP - MISC SYSTEM REPLACEMENT	910-84-772	17,340	0	75,000	0	0	0
CIP - GANG OPERATED SWITCHES	910-84-773	0	0	15,000	0	0	0
CIP - SYS COORD STUDY	910-84-774	0	0	150,000	0	0	0
CIP - UNDERGROUNDING PROJECTS	910-84-779	44,109	23,143	200,000	200,000	200,000	0
CIP - POLE REPLACEMENT	910-84-780	0	18,880	10,000	15,000	15,000	0
CIP - STREET LIGHTING GENERAL	910-84-784	0	0	40,000	40,000	40,000	0
SERVICE TRUCK	910-84-786	257,666	0	0	100,000	100,000	0
MATERIAL TRUCK	910-84-787	0	62,480	120,000	0	150,000	0
TOTAL CAPITAL OUTLAY		441,573	282,207	910,000	795,000	945,000	0
TOTAL DISTRIBUTION DEPT		1,790,108	1,738,412	2,834,281	2,753,063	3,068,063	0

City of Bandon 2022-2023 Annual Budget

FUNDS BY TYPE ENTERPRISE FUNDS

EXPENDITURE DETAIL

ELECTRIC FUND (910)

NON-DEPARTMENTAL

		2019-2020	2020-2021	2021-2022	2022-2023	2022-2023	2022-2023
		ACTUAL	ACTUAL	BUDGET	PROPOSED	APPROVED	ADOPTED
ACCOUNT NO							
MATERIALS AND SERVICES							
PAYMENT IN LIEU OF FRANCHISE FEES	910-90-731	353,733	362,338	375,000	375,000	375,000	0
TOTAL MATERIALS AND SERVICES		353,733	362,338	375,000	375,000	375,000	0
CONTINGENCIES AND RESERVES							
TRANS TO FUND #100 (GEN) SUMMER REC	910-90-951	30,000	30,000	20,464	27,000	27,000	0
CONTINGENCY	910-90-980	0	0	123,320	0	0	0
RESERVE	910-90-981	0	0	811,250	0	0	0
TOTAL CONTINGENCIES AND RESERVES		30,000	30,000	955,034	27,000	27,000	0
TOTAL NON-DEPARTMENTAL		383,733	392,338	1,330,034	402,000	402,000	0
FUND BALANCE							
ENDING FUND BALANCE	910-90-999	2,251,145	2,754,793	0	1,772,338	1,448,191	0
TOTAL FUND BALANCE		2,251,145	2,754,793	0	1,772,338	1,448,191	0
GRAND TOTAL ELECTRIC FUND (910)		8,190,005	8,801,400	8,332,959	9,236,962	9,236,962	0

City of Bandon 2022-2023 Annual Budget

FUNDS BY TYPE ENTERPRISE FUNDS

REVENUES AND OTHER RESOURCES

DETAIL

WATER FUND (940)

		2019-2020	2020-2021	2021-2022	2022-2023	2022-2023	2022-2023
		ACTUAL	ACTUAL	BUDGET	PROPOSED	APPROVED	ADOPTED
ACCOUNT NO							
OTHER TAXES							
UTILITY SALES	940-440-00	805,321	979,899	988,000	1,046,900	1,046,900	0
LOW INCOME ASSISTANCE-WATER	940-440-03	96	18	100	100	100	0
TOTAL OTHER TAXES		805,417	979,917	988,100	1,047,000	1,047,000	0
REIMBURSEMENTS							
BACK-FLOW TEST FEE	940-470-07	6,313	6,291	6,500	6,500	6,500	0
TOTAL REIMBURSEMENTS		6,313	6,291	6,500	6,500	6,500	0
MISCELLANEOUS							
WATER ACCOUNT OPENING FEE	940-441-01	375	400	600	500	500	0
EXTENSION FEES	940-442-01	26,099	23,655	16,000	30,000	30,000	0
PROPERTY RENTAL	940-447-01	20,792	21,298	17,000	0	0	0
INTEREST INCOME	940-450-00	26	160	500	435	435	0
2006 AIRPORT W/S ASSESS INT	940-456-00	15,213	14,774	13,812	11,000	11,000	0
2006 AIRPORT W/S ASSESS PRIN	940-458-00	0	0	20,711	24,000	24,000	0
OTHER	940-489-00	0	0	1,000	1,000	1,000	0
TOTAL MISCELLANEOUS		62,505	60,287	69,623	66,935	66,935	0
TRANS FROM OTHER FUNDS							
TRANSFER FROM GENERAL FUND	940-490-01	20,000	0	0	0	0	0
TRANSFER FROM FUND 250	940-490-11	12,928	0	0	0	0	0
TRANSFER FROM FUND 260	940-490-12	20,348	0	0	0	0	0
TRANSFER FROM FUND 410	940-490-13	109,230	0	0	0	0	0
TOTAL TRANS FROM OTHER FUNDS		162,506	0	0	0	0	0
TOTAL OTHER RESOURCES		1,036,741	1,046,495	1,064,223	1,120,435	1,120,435	0
FUND BALANCE							
BEGINNING FUND BALANCE	940-400-00	-18,289	371,659	351,986	252,227	252,227	0
PRIOR PERIOD ADJUSTMENT	940-400-01	322,522	0	0	0	0	0
TOTAL FUND BALANCE		304,233	371,659	351,986	252,227	252,227	0
GRAND TOTAL WATER FUND (940)		1,340,974	1,418,154	1,416,209	1,372,662	1,372,662	0

City of Bandon 2022-2023 Annual Budget

FUNDS BY TYPE ENTERPRISE FUNDS

EXPENDITURE DETAIL

WATER FUND (940)

ADMINISTRATION DEPARTMENT

		2019-2020	2020-2021	2021-2022	2022-2023	2022-2023	2022-2023
	ACCOUNT NO	ACTUAL	ACTUAL	BUDGET	PROPOSED	APPROVED	ADOPTED
PERSONNEL SERVICES							
REGULAR EMPLOYEES SALARIES AND WAGES	940-55-505	23,563	5,943	6,618	9,383	9,913	0
OVERTIME PAY	940-55-520	41	131	200	0	0	0
HOLIDAY PAY	940-55-521	0	53	0	0	0	0
SOCIAL SECURITY	940-55-550	2,233	469	507	718	758	0
RETIREMENT	940-55-551	2,493	1,484	1,604	2,273	2,402	0
HEALTH AND LIFE INSURANCE	940-55-552	4,977	1,314	1,444	2,838	2,838	0
UNEMPLOYMENT	940-55-553	24	13	7	66	69	0
W/C INSURANCE	940-55-555	80	15	32	18	19	0
TOTAL PERSONNEL SERVICES		33,411	9,422	10,412	15,296	15,999	0
MATERIALS AND SERVICES							
MEMBERSHIPS	940-55-655	220	220	250	250	250	0
CONSULTING SERVICES	940-55-660						
ADMINISTRATIVE SERVICES	940-55-664	23,737	29,266	29,640	31,407	31,407	0
COUNCIL SERVICES	940-55-665	2,374	2,927	2,964	3,141	3,141	0
PLANNING SERVICES	940-55-666	0	30,678	40,064	40,064	40,064	0
INSURANCE	940-55-681	7,233	6,299	8,942	8,165	8,165	0
ADVERTISING	940-55-743	0	37	0	0	0	0
OTHER	940-55-749	439	0	0	0	0	0
TOTAL MATERIALS AND SERVICES		34,003	69,427	81,860	83,027	83,027	0
TOTAL ADMINISTRATION DEPARTMENT		67,414	78,849	92,272	98,323	99,026	0

City of Bandon 2022-2023 Annual Budget

FUNDS BY TYPE ENTERPRISE FUNDS

EXPENDITURE DETAIL

WATER FUND (940)

ACCOUNTING AND BILLING DEPT

		2019-2020	2020-2021	2021-2022	2022-2023	2022-2023	2022-2023
		ACTUAL	ACTUAL	BUDGET	PROPOSED	APPROVED	ADOPTED
ACCOUNT NO							
PERSONNEL SERVICES							
REGULAR EMPLOY SALARIES AND WAGES	940-57-505	9,054	10,138	12,327	16,857	16,857	0
SOCIAL SECURITY	940-57-550	669	762	943	1,290	1,290	0
RETIREMENT	940-57-551	1,952	2,646	3,185	4,291	4,291	0
HEALTH AND LIFE INSURANCE	940-57-552	3,598	3,796	4,653	5,057	5,057	0
UNEMPLOYMENT	940-57-553	9	10	13	79	79	0
W/C INSURANCE	940-57-555	24	28	60	23	23	0
TOTAL PERSONNEL SERVICES		15,306	17,380	21,181	27,597	27,597	0
MATERIALS AND SERVICES							
ACCOUNTING SERVICES	940-57-663	11,869	14,633	0	15,704	15,704	0
BAD DEBTS	940-57-733	-976	1,582	1,300	1,300	1,300	0
TOTAL MATERIALS AND SERVICES		10,893	16,215	1,300	17,004	17,004	0
TOTAL ACCOUNTING AND BILLING DEPT		26,199	33,595	22,481	44,601	44,601	0

City of Bandon 2022-2023 Annual Budget

FUNDS BY TYPE ENTERPRISE FUNDS

EXPENDITURE DETAIL

WATER FUND (940)

DISTRIBUTION/COLLECTION DEPT

ACCOUNT NO	2019-2020	2020-2021	2021-2022	2022-2023	2022-2023	2022-2023	
	ACTUAL	ACTUAL	BUDGET	PROPOSED	APPROVED	ADOPTED	
PERSONNEL SERVICES							
REGULAR EMPLOYEES	940-84-505	81,103	73,653	88,123	102,718	102,718	0
OVERTIME PAY	940-84-520	653	1,254	600	0	0	0
HOLIDAY PAY	940-84-521	0	1,072	0	0	0	0
VACATION REIMB.	940-84-528	1,018	0	0	0	0	0
SOCIAL SECURITY	940-84-550	6,193	5,767	6,742	7,858	7,858	0
RETIREMENT	940-84-551	20,329	21,599	24,369	28,308	28,308	0
HEALTH AND LIFE INSURANCE	940-84-552	23,087	21,344	27,732	35,170	35,170	0
UNEMPLOYMENT	940-84-553	82	76	77	720	720	0
W/C INSURANCE	940-84-555	5,128	3,208	3,508	5,571	5,571	0
TOTAL PERSONNEL SERVICES		137,593	127,973	151,151	180,345	180,345	0
MATERIALS AND SERVICES							
VEHICLE FUEL AND OIL	940-84-600	291	956	3,000	3,000	3,000	0
VEHICLE MAINTENANCE (EXT)	940-84-604	770	1,666	1,500	1,500	1,500	0
MAPPING SOFTWARE	940-84-620	0	0	600	600	600	0
BUILDING REPAIR	940-84-634	0	248	500	500	500	0
SMALL TOOLS AND EQUIPMENT	940-84-640	1,330	381	2,000	3,000	3,000	0
SAFETY EQUIPMENT	940-84-642	916	360	1,000	0	0	0
TRAINING AND TRAVEL	940-84-650	230	507	2,000	2,000	2,000	0
LOW INCOME ASSIST-WATER	940-84-658	250	350	500	500	500	0
CONSULTING SERVICES	940-84-660	0	1,500	1,500	1,500	1,500	0
CONTRACT SVS MAPPING SOFTWARE	940-84-661	3,145	1,865	2,000	3,145	3,145	0
BACK-FLOW TESTING	940-84-670	7,105	7,770	9,000	9,000	9,000	0
LINE/EQUIPMENT REPAIR	940-84-702	12,775	10,118	20,000	30,000	30,000	0
OTHER	940-84-749	3,866	254	2,000	3,000	3,000	0
TOTAL MATERIALS AND SERVICES		30,678	25,975	45,600	57,745	57,745	0
CAPITAL OUTLAY							
CIP - SERVICE LINE	940-84-758	0	7,104	20,000	30,000	30,000	0
CIP- METERS	940-84-770	20,127	5,040	50,000	86,000	86,000	0
TOTAL CAPITAL OUTLAY		20,127	12,144	70,000	116,000	116,000	0
TOTAL DISTRIBUTION/COLLECTION DEPT		188,398	166,092	266,751	354,090	354,090	0

City of Bandon 2022-2023 Annual Budget

FUNDS BY TYPE ENTERPRISE FUNDS

EXPENDITURE DETAIL

WATER FUND (940)

PLANT OPERATIONS DEPARTMENT

		2019-2020	2020-2021	2021-2022	2022-2023	2022-2023	2022-2023
		ACTUAL	ACTUAL	BUDGET	PROPOSED	APPROVED	ADOPTED
ACCOUNT NO							
PERSONNEL SERVICES							
REGULAR EMPLOYEES	940-86-505	79,680	118,581	117,945	130,257	130,257	0
OVERTIME PAY	940-86-520	10,615	14,916	10,500	0	0	0
HOLIDAY PAY	940-86-521	0	301	0	0	0	0
VACATION REIMB.	940-86-528	3,038	149	0	0	0	0
SOCIAL SECURITY	940-86-550	6,500	10,269	9,023	9,799	9,799	0
RETIREMENT	940-86-551	22,849	36,418	32,909	35,854	35,854	0
HEALTH AND LIFE INSURANCE	940-86-552	20,198	38,547	35,463	36,497	36,497	0
UNEMPLOYMENT	940-86-553	86	135	84	897	897	0
W/C INSURANCE	940-86-555	6,445	6,499	5,891	4,371	4,371	0
TOTAL PERSONNEL SERVICES		149,411	225,815	211,815	217,675	217,675	0
MATERIALS AND SERVICES							
VEHICLE FUEL AND OIL	940-86-600	1,284	1,568	2,000	2,500	2,500	0
VEHICLE MAINTENANCE (EXT)	940-86-604	94	117	1,000	1,000	1,000	0
OFFICE SUPPLIES	940-86-620	284	430	2,000	2,000	2,000	0
UTILITIES	940-86-631	53,108	51,882	57,000	61,000	61,000	0
TELEPHONE	940-86-632	2,457	2,513	4,000	0	0	0
BUILDING MAINTENANCE	940-86-635	3,015	3,049	6,000	6,000	6,000	0
TREATMENT PLANT SUPPLIES	940-86-636	30,494	39,700	55,000	58,500	58,500	0
LABORATORY SUPPLIES	940-86-637	3,258	2,717	3,500	0	0	0
SAFETY EQUIPMENT	940-86-642	981	1,536	1,000	1,000	1,000	0
TRAINING AND TRAVEL	940-86-650	630	654	4,500	4,500	4,500	0
CONTRACTUAL SERVICES	940-86-661	30,108	31,780	35,000	45,000	47,000	0
UV MAINTENANCE	940-86-720	8,660	6,912	10,000	56,000	58,000	0
OTHER EQUIP REPAIR AND MAINT.	940-86-721	35,970	44,226	45,000	0	0	0
BACKWASH/POND CLEANING	940-86-722	0	0	1,000	0	0	0
PERMITS AND FEES	940-86-745	2,188	3,518	4,500	4,500	4,500	0
TOTAL MATERIALS AND SERVICES		172,531	190,602	231,500	242,000	246,000	0
TOTAL PLANT OPERATIONS DEPART.		321,942	416,417	443,315	459,675	463,675	0

City of Bandon 2022-2023 Annual Budget

FUNDS BY TYPE ENTERPRISE FUNDS

EXPENDITURE DETAIL

WATER FUND (940)

NON-DEPARTMENTAL

		2019-2020	2020-2021	2021-2022	2022-2023	2022-2023	2022-2023
	ACCOUNT NO	ACTUAL	ACTUAL	BUDGET	PROPOSED	APPROVED	ADOPTED
MATERIALS AND SERVICES							
PAYMENT IN LIEU OF FRANCHISE FEES	940-90-731	47,474	58,531	59,280	62,814	62,814	0
TOTAL MATERIALS AND SERVICES		47,474	58,531	59,280	62,814	62,814	0
DEBT SERVICE							
2006 AIRPORT W AND S BONDS INTEREST	940-90-890	12,589	11,304	9,958	8,548	8,548	0
2006 AIRPORT W AND S BONDS PRINCIPAL	940-90-891	27,170	28,455	29,801	31,211	31,211	0
TOTAL DEBT SERVICE		39,759	39,759	39,759	39,759	39,759	0
CONTINGENCIES AND RESERVES							
RESERVE	940-90-964	0	0	101,976	0	0	0
TRANSFER TO FUND 941	940-90-970	278,135	280,677	279,500	283,000	283,000	0
CONTINGENCY	940-90-980	0	0	110,875	30,401	25,698	0
TOTAL CONTINGENCIES AND RESERVES		278,135	280,677	492,351	313,401	308,698	0
TOTAL NON-DEPARTMENTAL		365,368	378,967	591,390	415,974	411,271	0
FUND BALANCE							
ENDING FUND BALANCE	940-90-999	371,659	344,235	0	0	0	0
TOTAL FUND BALANCE		371,659	344,235	0	0	0	0
GRAND TOTAL WATER FUND (940)		1,340,980	1,418,155	1,416,209	1,372,662	1,372,662	0

City of Bandon 2022-2023 Annual Budget

FUNDS BY TYPE ENTERPRISE FUNDS

REVENUES AND OTHER RESOURCES

DETAIL

WATER PLANT IMPROVEMENT FUND

		2019-2020	2020-2021	2021-2022	2022-2023	2022-2023	2022-2023
		ACTUAL	ACTUAL	BUDGET	PROPOSED	APPROVED	ADOPTED
ACCOUNT NO							
MISCELLANEOUS							
INTEREST INCOME	941-450-00	8,130	4,863	6,000	3,980	3,980	0
TOTAL MISCELLANEOUS		8,130	4,863	6,000	3,980	3,980	0
TRANS FROM OTHER FUNDS							
TRANSFER FROM FUND 940	941-490-02	278,135	280,677	279,500	283,000	283,000	0
TOTAL TRANS FROM OTHER FUNDS		278,135	280,677	279,500	283,000	283,000	0
TOTAL OTHER RESOURCES		286,265	285,540	285,500	286,980	286,980	0
FUND BALANCE							
BEGINNING FUND BALANCE	941-400-00	308,286	537,488	755,656	731,513	731,513	0
TOTAL FUND BALANCE		308,286	537,488	755,656	731,513	731,513	0
GRAND TOTAL WATER PLANT IMP. FUND		594,551	823,028	1,041,156	1,018,493	1,018,493	0

City of Bandon 2022-2023 Annual Budget

FUNDS BY TYPE ENTERPRISE FUNDS

EXPENDITURE DETAIL

WATER PLANT IMPROVEMENT FUND

DEPARTMENT 84

		2019-2020	2020-2021	2021-2022	2022-2023	2022-2023	2022-2023
		ACTUAL	ACTUAL	BUDGET	PROPOSED	APPROVED	ADOPTED
ACCOUNT NO							
CAPITAL OUTLAY							
CIP - MASTER PLN / FAC IMP PLN	941-84-754	56,958	416	10,000	10,000	10,000	0
CIP - RESERVOIR DEVELOPMENT	941-84-755	105	0	0	0	0	0
CIP - 2MG SEISMIC PROTEC VALVE	941-84-756	0	33,602	250,000	218,474	218,474	0
MISC CAPITAL PROJECTS	941-84-800	0	980	581,946	274,341	274,341	0
TOTAL CAPITAL OUTLAY		57,063	34,998	841,946	502,815	502,815	0
TOTAL DEPARTMENT 84		57,063	34,998	841,946	502,815	502,815	0
CONTINGENCIES AND RESERVES							
CONTINGENCY	941-90-980	0	0	199,210	0	0	0
TOTAL CONTINGENCIES AND RESERVES		0	0	199,210	0	0	0
TOTAL DEPARTMENT 90		0	0	199,210	0	0	0
FUND BALANCE							
ENDING FUND BALANCE	941-90-999	537,488	788,030	0	515,678	515,678	0
TOTAL FUND BALANCE		537,488	788,030	0	515,678	515,678	0
GRAND TOTAL WATER PLANT IMP. FUND		594,551	823,028	1,041,156	1,018,493	1,018,493	0

City of Bandon 2022-2023 Annual Budget

FUNDS BY TYPE ENTERPRISE FUNDS

REVENUES AND OTHER RESOURCES

DETAIL

		2019-2020	2020-2021	2021-2022	2022-2023	2022-2023	2022-2023
		ACTUAL	ACTUAL	BUDGET	PROPOSED	APPROVED	ADOPTED
ACCOUNT NO							
OTHER TAXES							
2021 GO BONDS WATER PLANT	942-440-00	0	0	950,000	0	0	0
INTEREST INCOME	942-450-00	0	0	0	2,500	2,500	0
TOTAL OTHER TAXES		0	0	950,000	2,500	2,500	0
TOTAL OTHER RESOURCES		0	0	950,000	2,500	2,500	0
FUND BALANCE							
BEGINNING FUND BALANCE	942-400-00	0	0	0	806,099	806,099	0
TOTAL FUND BALANCE		0	0	0	806,099	806,099	0
GRAND TOTAL FUND 942		0	0	950,000	808,599	808,599	0

City of Bandon 2022-2023 Annual Budget

FUNDS BY TYPE ENTERPRISE FUNDS

EXPENDITURE DETAIL

FUND 942

DEPARTMENT 84

		2019-2020	2020-2021	2021-2022	2022-2023	2022-2023	2022-2023
		ACTUAL	ACTUAL	BUDGET	PROPOSED	APPROVED	ADOPTED
ACCOUNT NO							
CAPITAL OUTLAY							
CIP - CLARIFIER 2	942-84-751	0	0	950,000	808,599	808,599	0
TOTAL CAPITAL OUTLAY		0	0	950,000	808,599	808,599	0
TOTAL DEPARTMENT 84		0	0	950,000	808,599	808,599	0
FUND BALANCE							
ENDING FUND BALANCE	942-90-999	0	0	0	0	0	0
TOTAL FUND BALANCE		0	0	0	0	0	0
GRAND TOTAL FUND 942		0	0	950,000	808,599	808,599	0

City of Bandon 2022-2023 Annual Budget

FUNDS BY TYPE ENTERPRISE FUNDS

REVENUES AND OTHER RESOURCES

DETAIL

WATER SDC REIMB FUND (720)

		2019-2020	2020-2021	2021-2022	2022-2023	2022-2023	2022-2023
		ACTUAL	ACTUAL	BUDGET	PROPOSED	APPROVED	ADOPTED
ACCOUNT NO							
MISCELLANEOUS							
SYSTEM DEVELOPMENT FEES - CASH	720-419-00	27,244	64,219	37,000	40,000	40,000	0
INTEREST INCOME	720-450-00	3,815	1,683	3,800	1,425	1,425	0
SDC ASSESSMENTS - CY REVENUE	720-455-00	76	0	75	75	75	0
MISC - ASSESSMENT/LOAN INTERES	720-456-00	39	78	40	400	400	0
NEW SDC ASSESSMENT	720-457-00	0	6,898	0	0	0	0
TOTAL MISCELLANEOUS		31,174	72,878	40,915	41,900	41,900	0
TOTAL OTHER RESOURCES		31,174	72,878	40,915	41,900	41,900	0
FUND BALANCE							
BEGINNING FUND BALANCE	720-400-00	171,613	202,787	259,822	312,663	312,663	0
TOTAL FUND BALANCE		171,613	202,787	259,822	312,663	312,663	0
GRAND TOTAL WATER SDC REIMB FUND		202,787	275,665	300,737	354,563	354,563	0

City of Bandon 2022-2023 Annual Budget

FUNDS BY TYPE ENTERPRISE FUNDS

EXPENDITURE DETAIL

WATER SDC REIMB FUND (720)

EXPENDITURES

		2019-2020	2020-2021	2021-2022	2022-2023	2022-2023	2022-2023
	ACCOUNT NO	ACTUAL	ACTUAL	BUDGET	PROPOSED	APPROVED	ADOPTED
MATERIALS AND SERVICES							
CONTRACTUAL SERVICES	720-50-661	0	0	10,000	10,000	10,000	0
TOTAL MATERIALS AND SERVICES		0	0	10,000	10,000	10,000	0
CAPITAL OUTLAY							
CIP - SDC MANUAL UPDATE	720-50-756	0	0	10,000	10,000	10,000	0
TOTAL CAPITAL OUTLAY		0	0	10,000	10,000	10,000	0
CONTINGENCIES AND RESERVES							
CONTINGENCY	720-50-980	0	0	280,737	0	0	0
TOTAL CONTINGENCIES AND RESERVES		0	0	280,737	0	0	0
TOTAL EXPENDITURES		0	0	300,737	20,000	20,000	0
FUND BALANCE							
ENDING FUND BALANCE	720-50-999	202,787	275,665	0	334,563	334,563	0
TOTAL FUND BALANCE		202,787	275,665	0	334,563	334,563	0
GRAND TOTAL WATER SDC REIMB FUND		202,787	275,665	300,737	354,563	354,563	0

City of Bandon 2022-2023 Annual Budget

FUNDS BY TYPE ENTERPRISE FUNDS

REVENUES AND OTHER RESOURCES

DETAIL

WATER SYSTEM SDC IMP (721)

		2019-2020	2020-2021	2021-2022	2022-2023	2022-2023	2022-2023
		ACTUAL	ACTUAL	BUDGET	PROPOSED	APPROVED	ADOPTED
ACCOUNT NO							
MISCELLANEOUS							
SYSTEM DEVELOPMENT FEES - CASH	721-419-00	103,676	249,281	142,000	150,000	150,000	0
INTEREST INCOME	721-450-00	29,480	11,909	29,500	9,130	9,130	0
SDC ASSESSMENTS - CY REVENUE	721-455-00	294	0	300	300	300	0
ASSESSMENT/LOAN INTEREST	721-456-00	149	728	150	500	500	0
NEW SDC ASSESSMENT	721-457-00	0	26,902	0	0	0	0
TOTAL MISCELLANEOUS		133,599	288,820	171,950	159,930	159,930	0
TOTAL OTHER RESOURCES		133,599	288,820	171,950	159,930	159,930	0
FUND BALANCE							
BEGINNING FUND BALANCE	721-400-00	1,371,495	1,505,094	1,735,156	1,475,798	1,475,798	0
TOTAL FUND BALANCE		1,371,495	1,505,094	1,735,156	1,475,798	1,475,798	0
GRAND TOTAL WATER SYSTEM SDC IMP (721)		1,505,094	1,793,914	1,907,106	1,635,728	1,635,728	0

City of Bandon 2022-2023 Annual Budget

FUNDS BY TYPE ENTERPRISE FUNDS

EXPENDITURE DETAIL

WATER SYSTEM SDC IMP (721)

EXPENDITURES

		2019-2020	2020-2021	2021-2022	2022-2023	2022-2023	2022-2023
		ACTUAL	ACTUAL	BUDGET	PROPOSED	APPROVED	ADOPTED
ACCOUNT NO							
MATERIALS AND SERVICES							
CONSULTING SERVICES	721-50-660	0	0	10,000	10,000	10,000	0
TOTAL MATERIALS AND SERVICES		0	0	10,000	10,000	10,000	0
CAPITAL OUTLAY							
CIP - SDC MANUAL UPDATE	721-50-756	0	0	10,000	10,000	10,000	0
CIP - 1MG TANK REHABILITATION	721-50-757	0	0	250,000	250,000	250,000	0
CIP - 2MG TANK REHABILITATION	721-50-758	0	0	250,000	250,000	250,000	0
CIP - WATER PLANT EMERG GEN	721-50-759	0	0	500,000	0	0	0
TOTAL CAPITAL OUTLAY		0	0	1,010,000	510,000	510,000	0
CONTINGENCIES AND RESERVES							
CONTINGENCY	721-50-825	0	0	887,106	0	0	0
TOTAL CONTINGENCIES AND RESERVES		0	0	887,106	0	0	0
TOTAL EXPENDITURES		0	0	1,907,106	520,000	520,000	0
FUND BALANCE							
ENDING FUND BALANCE	721-50-999	1,505,094	1,793,915	0	1,115,728	1,115,728	0
TOTAL FUND BALANCE		1,505,094	1,793,915	0	1,115,728	1,115,728	0
GRAND TOTAL WATER SYSTEM SDC IMP.		1,505,094	1,793,915	1,907,106	1,635,728	1,635,728	0

City of Bandon 2022-2023 Annual Budget

FUNDS BY TYPE ENTERPRISE FUNDS

REVENUES AND OTHER RESOURCES

DETAIL

SEWER FUND (950)

		2019-2020	2020-2021	2021-2022	2022-2023	2022-2023	2022-2023
		ACTUAL	ACTUAL	BUDGET	PROPOSED	APPROVED	ADOPTED
ACCOUNT NO							
OTHER TAXES							
UTILITY SALES	950-440-00	772,598	964,838	960,000	1,017,000	1,017,000	0
TOTAL OTHER TAXES		772,598	964,838	960,000	1,017,000	1,017,000	0
MISCELLANEOUS							
INTEREST INCOME	950-450-00	19	183	80	420	420	0
OTHER	950-489-00	480	618	500	500	500	0
TOTAL MISCELLANEOUS		499	801	580	920	920	0
TRANS FROM OTHER FUNDS							
TRANSFER FROM FUND 100	950-490-05	4,718	0	0	0	0	0
TRANSFER FROM FUND 410	950-490-06	112,301	0	0	0	0	0
TRANSFER FROM FUND 510	950-490-07	121,917	0	0	0	0	0
TOTAL TRANS FROM OTHER FUNDS		238,936	0	0	0	0	0
TOTAL OTHER RESOURCES		1,012,033	965,639	960,580	1,017,920	1,017,920	0
FUND BALANCE							
BEGINNING FUND BALANCE	950-400-00	-93,753	53,547	146,559	162,581	162,581	0
TOTAL FUND BALANCE		-93,753	53,547	146,559	162,581	162,581	0
GRAND TOTAL SEWER FUND (950)		918,280	1,019,186	1,107,139	1,180,501	1,180,501	0

City of Bandon 2022-2023 Annual Budget

FUNDS BY TYPE ENTERPRISE FUNDS

EXPENDITURE DETAIL

SEWER FUND (950)

ADMINISTRATION DEPARTMENT

		2019-2020	2020-2021	2021-2022	2022-2023	2022-2023	2022-2023
ACCOUNT NO		ACTUAL	ACTUAL	BUDGET	PROPOSED	APPROVED	ADOPTED
PERSONNEL SERVICES							
REGULAR EMPLOYEES SALARIES AND WAGES	950-55-505	23,563	5,943	8,876	15,021	15,551	0
OVERTIME PAY	950-55-520	41	131	150	0	0	0
HOLIDAY PAY	950-55-521	0	53	0	0	0	0
SOCIAL SECURITY	950-55-550	2,934	469	679	1,149	1,190	0
RETIREMENT	950-55-551	2,493	1,485	2,151	3,640	3,768	0
HEALTH AND LIFE INSURANCE	950-55-552	4,977	1,314	2,891	4,257	4,257	0
UNEMPLOYMENT	950-55-553	24	13	9	66	69	0
W/C INSURANCE	950-55-555	80	15	43	26	27	0
TOTAL PERSONNEL SERVICES		34,112	9,423	14,799	24,159	24,862	0
MATERIALS AND SERVICES							
CONTRACTUAL SERVICES	950-55-661	1,461	0	2,500	2,500	2,500	0
ADMINISTRATIVE SERVICES	950-55-664	22,490	27,773	28,800	30,510	30,510	0
COUNCIL SERVICES	950-55-665	2,249	2,777	2,880	3,051	3,051	0
PLANNING SERVICES	950-55-666	0	30,678	40,064	40,064	40,064	0
INSURANCE	950-55-681	24,110	23,935	29,807	31,020	31,020	0
OTHER	950-55-749	-84	0	0	0	0	0
TOTAL MATERIALS AND SERVICES		50,226	85,163	104,051	107,145	107,145	0
TOTAL ADMINISTRATION DEPARTMENT		84,338	94,586	118,850	131,304	132,007	0

City of Bandon 2022-2023 Annual Budget

FUNDS BY TYPE ENTERPRISE FUNDS

EXPENDITURE DETAIL

SEWER FUND (950)

ACCOUNTING AND BILLING DEPT

		2019-2020	2020-2021	2021-2022	2022-2023	2022-2023	2022-2023
		ACTUAL	ACTUAL	BUDGET	PROPOSED	APPROVED	ADOPTED
ACCOUNT NO							
PERSONNEL SERVICES							
REGULAR EMPLOY SALARIES AND WAGES	950-57-505	9,054	10,138	10,069	11,219	11,219	0
SOCIAL SECURITY	950-57-550	669	762	771	858	858	0
RETIREMENT	950-57-551	1,951	2,646	2,638	2,924	2,924	0
HEALTH AND LIFE INSURANCE	950-57-552	3,598	3,796	3,205	3,638	3,638	0
UNEMPLOYMENT	950-57-553	9	10	11	79	79	0
W/C INSURANCE	950-57-555	24	28	49	16	16	0
TOTAL PERSONNEL SERVICES		15,305	17,380	16,743	18,734	18,734	0
MATERIALS AND SERVICES							
ACCOUNTING SERVICES	950-57-663	11,245	13,886	14,400	15,255	15,255	0
BAD DEBTS	950-57-733	-4,586	1,322	2,000	0	0	0
TOTAL MATERIALS AND SERVICES		6,659	15,208	16,400	15,255	15,255	0
TOTAL ACCOUNTING AND BILLING DEPT		21,964	32,588	33,143	33,989	33,989	0

City of Bandon 2022-2023 Annual Budget

FUNDS BY TYPE ENTERPRISE FUNDS

EXPENDITURE DETAIL

SEWER FUND (950)

DISTRIBUTION/COLLECTION DEPT

DISTRIBUTION/COLLECTION DEPT		2019-2020	2020-2021	2021-2022	2022-2023	2022-2023	2022-2023
ACCOUNT NO		ACTUAL	ACTUAL	BUDGET	PROPOSED	APPROVED	ADOPTED
PERSONNEL SERVICES							
REGULAR EMPLOYEES	950-84-505	25,663	23,066	40,491	49,190	49,190	0
OVERTIME PAY	950-84-520	105	418	100	0	0	0
HOLIDAY PAY	950-84-521	0	357	0	0	0	0
VACATION REIMB.	950-84-528	679	0	0	0	0	0
SOCIAL SECURITY	950-84-550	1,942	1,803	3,098	4,782	4,782	0
RETIREMENT	950-84-551	6,739	6,975	11,033	16,441	16,441	0
HEALTH AND LIFE INSURANCE	950-84-552	7,725	6,915	11,863	23,941	23,941	0
UNEMPLOYMENT	950-84-553	26	24	41	438	438	0
W/C INSURANCE	950-84-555	1,270	1,118	1,602	3,073	3,073	0
TOTAL PERSONNEL SERVICES		44,149	40,676	68,228	97,865	97,865	0
MATERIALS AND SERVICES							
VEHICLE FUEL AND OIL	950-84-600	0	4	2,000	2,000	2,000	0
VEHICLE MAINTENANCE (EXT)	950-84-604	668	262	1,000	1,000	1,000	0
RADIO MAINTENANCE	950-84-614	0	0	500	500	500	0
OFFICE SUPPLIES	950-84-620	46	0	250	250	250	0
BUILDING REPAIR	950-84-634	0	0	500	500	500	0
SMALL TOOLS AND EQUIPMENT	950-84-640	654	1,010	2,500	2,500	2,500	0
SAFETY EQUIPMENT	950-84-642	88	82	1,500	0	0	0
TRAINING AND TRAVEL	950-84-650	0	0	2,000	1,830	1,830	0
CONSULTING SERVICES	950-84-660	8,125	0	2,000	2,000	2,000	0
CONTRACTUAL SERVICES	950-84-661	4,279	54,924	10,000	10,000	10,000	0
LIFT STATION MAINT.	950-84-701	17,143	16,442	30,000	0	0	0
LINE/EQUIPMENT REPAIR	950-84-702	18,402	2,622	30,000	30,000	30,000	0
OTHER	950-84-749	3,202	2,522	5,000	5,000	5,000	0
TOTAL MATERIALS AND SERVICES		52,607	77,868	87,250	55,580	55,580	0
CAPITAL OUTLAY							
CIP - MISC MINOR EQUIPMENT	950-84-757	988	0	0	0	0	0
TOTAL CAPITAL OUTLAY		988	0	0	0	0	0
TOTAL DISTRIBUTION/COLLECTION DEPT		97,744	118,544	155,478	153,445	153,445	0

City of Bandon 2022-2023 Annual Budget

FUNDS BY TYPE ENTERPRISE FUNDS

EXPENDITURE DETAIL

SEWER FUND (950)

PLANT OPERATIONS DEPARTMENT

		2019-2020	2020-2021	2021-2022	2022-2023	2022-2023	2022-2023
	ACCOUNT NO	ACTUAL	ACTUAL	BUDGET	PROPOSED	APPROVED	ADOPTED
PERSONNEL SERVICES							
REGULAR EMPLOYEES	950-86-505	135,930	128,672	127,521	149,415	149,415	0
OVERTIME PAY	950-86-520	14,396	18,713	12,000	0	0	0
HOLIDAY PAY	950-86-521	0	586	0	0	0	0
VACATION REIMB.	950-86-528	9,115	2,837	0	0	0	0
SOCIAL SECURITY	950-86-550	11,023	11,506	9,756	5,374	5,374	0
RETIREMENT	950-86-551	33,461	31,559	35,476	17,530	17,530	0
HEALTH AND LIFE INSURANCE	950-86-552	41,147	36,039	39,206	38,369	38,369	0
UNEMPLOYMENT	950-86-553	145	152	133	968	968	0
W/C INSURANCE	950-86-555	10,461	6,115	6,354	4,718	4,718	0
TOTAL PERSONNEL SERVICES		255,678	236,179	230,446	216,374	216,374	0
MATERIALS AND SERVICES							
VEHICLE FUEL AND OIL	950-86-600	3,000	3,423	8,000	10,000	10,000	0
VEHICLE MAINTENANCE (EXT)	950-86-604	2,504	277	5,000	3,500	3,500	0
OFFICE SUPPLIES	950-86-620	838	678	3,500	6,000	6,000	0
UTILITIES	950-86-631	112,137	128,691	115,000	112,400	112,400	0
TELEPHONE	950-86-632	1,376	2,718	2,600	0	0	0
BUILDING MAINTENANCE	950-86-635	1,636	693	11,000	15,000	15,000	0
TREATMENT PLANT SUPPLIES	950-86-636	4,657	2,803	9,000	26,000	26,000	0
LABORATORY SUPPLIES	950-86-637	7,736	5,343	11,497	0	0	0
SMALL TOOLS AND EQUIPMENT	950-86-640	2,041	915	3,000	25,000	25,000	0
M ISC. EQUIPM. AND FIXTURES	950-86-641	17,711	5,954	20,000	0	0	0
SAFETY EQUIPMENT	950-86-642	1,413	2,001	2,500	5,000	5,000	0
TRAINING AND TRAVEL	950-86-650	1,605	910	4,500	5,000	5,000	0
CONTRACTUAL SERVICES	950-86-661	56,764	50,528	46,000	50,000	50,000	0
INSURANCE - FLOOD	950-86-681	24,260	25,350	30,000	30,300	30,300	0
LIFT STATION MAINT.	950-84-701	0	0	0	30,000	30,000	0
OTHER EQUIP REPAIR AND MAINT.	950-86-721	38,133	33,750	40,000	40,000	40,000	0
UV REPLACEMENT COMPONENTS	950-86-722	6,306	27,796	25,000	50,000	50,000	0
DIGESTER REHAB	950-86-723	5,632	6,957	7,000	11,000	11,000	0
PERMITS AND FEES	950-86-745	2,984	0	2,500	2,500	2,500	0
OTHER	950-86-749	28	67	1,100	3,000	3,000	0
TOTAL MATERIALS AND SERVICES		290,761	298,854	347,197	424,700	424,700	0
TOTAL PLANT OPERATIONS DEPART.		546,439	535,033	577,643	641,074	641,074	0

City of Bandon 2022-2023 Annual Budget

FUNDS BY TYPE ENTERPRISE FUNDS

EXPENDITURE DETAIL

SEWER FUND (950)

NON-DEPARTMENTAL

		2019-2020	2020-2021	2021-2022	2022-2023	2022-2023	2022-2023
	ACCOUNT NO	ACTUAL	ACTUAL	BUDGET	PROPOSED	APPROVED	ADOPTED
MATERIALS AND SERVICES							
PAYMENT IN LIEU OF FRANCHISE FEES	950-90-731	44,980	55,545	57,600	61,020	61,020	0
MATERIALS AND SERVICES		44,980	55,545	57,600	61,020	61,020	0
DEBT SERVICE							
1992 SEWER REV INT	950-90-890	10,217	9,626	9,030	8,428	8,428	0
1992 SEWER REV PRIN	950-90-891	59,052	59,643	60,239	60,842	60,842	0
TOTAL DEBT SERVICE		69,269	69,269	69,269	69,270	69,270	0
CONTINGENCIES AND RESERVES							
RESERVE	950-90-963	0	0	80,000	0	0	0
CONTINGENCY	950-90-980	0	0	15,156	0	0	0
TOTAL CONTINGENCIES AND RESERVES		0	0	95,156	0	0	0
TOTAL NON-DEPARTMENTAL		114,249	124,814	222,025	130,290	130,290	0
FUND BALANCE							
ENDING FUND BALANCE	950-90-999	53,547	113,622	0	90,399	89,696	0
TOTAL FUND BALANCE		53,547	113,622	0	90,399	89,696	0
GRAND TOTAL SEWER FUND (950)		918,281	1,019,187	1,107,139	1,180,501	1,180,501	0

City of Bandon 2022-2023 Annual Budget

FUNDS BY TYPE ENTERPRISE FUNDS

REVENUES AND OTHER RESOURCES

DETAIL

		2019-2020	2020-2021	2021-2022	2022-2023	2022-2023	2022-2023
		ACTUAL	ACTUAL	BUDGET	PROPOSED	APPROVED	ADOPTED
ACCOUNT NO							
OTHER TAXES							
2021 GO BONDS WASTEWATER PLANT	952-440-00	0	0	3,450,000	0	0	0
INTEREST INCOME	952-450-00	0	0	0	0		
TOTAL OTHER TAXES		0	0	3,450,000	0	0	0
TOTAL OTHER RESOURCES		0	0	3,450,000	0	0	0
FUND BALANCE							
BEGINNING FUND BALANCE	952-400-00	0	0	0	4,306,739	4,306,739	0
TOTAL FUND BALANCE		0	0	0	4,306,739	4,306,739	0
GRAND TOTAL FUND 952		0	0	3,450,000	4,306,739	4,306,739	0

City of Bandon 2022-2023 Annual Budget

FUNDS BY TYPE ENTERPRISE FUNDS

EXPENDITURE DETAIL

FUND 952

DEPARTMENT 84

		2019-2020	2020-2021	2021-2022	2022-2023	2022-2023	2022-2023
		ACTUAL	ACTUAL	BUDGET	PROPOSED	APPROVED	ADOPTED
ACCOUNT NO							
CAPITAL OUTLAY							
CIP - BOND ISSUANCE / ADMIN	952-84-750	0	0	0	0	0	0
CIP - HEADWORKS	952-84-751	0	0	450,000	485,750	485,750	0
CIP -FILLMORE AVE PUMP STATION	952-84-752	0	0	1,600,000	1,844,240	1,844,240	0
CIP - PLANT UV IMPROVEMENTS	952-84-753	0	0	100,000	77,120	77,120	0
CIP – I AND I STUDY PROJ 4,5,9,11	952-84-754	0	0	1,300,000	1,275,000	1,275,000	0
TOTAL CAPITAL OUTLAY		0	0	3,450,000	3,682,110	3,682,110	0
TOTAL DEPARTMENT 84		0	0	3,450,000	3,682,110	3,682,110	0
FUND BALANCE							
ENDING FUND BALANCE	952-90-999	0	0	0	624,629	624,629	0
TOTAL FUND BALANCE		0	0	0	624,629	624,629	0
GRAND TOTAL FUND 952		0	0	3,450,000	4,306,739	4,306,739	0

City of Bandon 2022-2023 Annual Budget

FUNDS BY TYPE ENTERPRISE FUNDS

REVENUES AND OTHER RESOURCES

DETAIL

SEWER SDC REIMB FUND (730)

		2019-2020	2020-2021	2021-2022	2022-2023	2022-2023	2022-2023
		ACTUAL	ACTUAL	BUDGET	PROPOSED	APPROVED	ADOPTED
ACCOUNT NO							
MISCELLANEOUS							
SYSTEM DEVELOPMENT FEES - CASH	730-419-00	18,015	36,405	21,000	30,000	30,000	0
INTEREST INCOME	730-450-00	2,935	606	3,000	600	600	0
SDC ASSESSMENTS - CY REVENUE	730-455-00	78	0	80	80	80	0
ASSESSMENT INTEREST	730-456-00	17	96	20	300	300	0
NEW SDC ASSESSMENT	730-457-00	0	4,829	0	0	0	0
TOTAL MISCELLANEOUS		21,045	41,936	24,100	30,980	30,980	0
TOTAL OTHER RESOURCES		21,045	41,936	24,100	30,980	30,980	0
FUND BALANCE							
BEGINNING FUND BALANCE	730-400-00	229,744	71,553	59,267	132,955	132,955	0
TOTAL FUND BALANCE		229,744	71,553	59,267	132,955	132,955	0
GRAND TOTAL SEWER SDC REIMB FUND		250,789	113,489	83,367	163,935	163,935	0

City of Bandon 2022-2023 Annual Budget

FUNDS BY TYPE ENTERPRISE FUNDS

EXPENDITURE DETAIL

SEWER SDC REIMB FUND (730)

EXPENDITURES

		2019-2020	2020-2021	2021-2022	2022-2023	2022-2023	2022-2023
		ACTUAL	ACTUAL	BUDGET	PROPOSED	APPROVED	ADOPTED
ACCOUNT NO							
MATERIALS AND SERVICES							
CONSULTING SERVICES	730-50-660	0	0	10,000	10,000	10,000	0
MATERIALS AND SERVICES		0	0	10,000	10,000	10,000	0
CAPITAL OUTLAY							
CIP - SDC MANUAL UPDATE	730-50-756	0	0	10,000	10,000	10,000	0
CIP - CLARIFIER 1 REPAIRS	730-50-757	95,509	0	0	0	0	0
CIP - CLARIFIER 2 REPAIRS	730-50-758	60,486	0	0	0	0	0
MISC SYSTEM EXPANSION	730-50-773	23,240	0	0	0	0	0
TOTAL CAPITAL OUTLAY		179,235	0	10,000	10,000	10,000	0
CONTINGENCIES AND RESERVES							
CONTINGENCY	730-50-980	0	0	63,367	0	0	0
TOTAL CONTINGENCIES AND RESERVES		0	0	63,367	0	0	0
TOTAL EXPENDITURES		179,235	0	83,367	20,000	20,000	0
FUND BALANCE							
ENDING FUND BALANCE	730-50-999	71,553	113,490	0	143,935	143,935	0
TOTAL FUND BALANCE		71,553	113,490	0	143,935	143,935	0
GRAND TOTAL SEWER SDC REIMB FUND		250,788	113,490	83,367	163,935	163,935	0

City of Bandon 2022-2023 Annual Budget

FUNDS BY TYPE ENTERPRISE FUNDS

REVENUES AND OTHER RESOURCES

DETAIL

SEWER SDC IMP FUND (731)

		2019-2020	2020-2021	2021-2022	2022-2023	2022-2023	2022-2023
		ACTUAL	ACTUAL	BUDGET	PROPOSED	APPROVED	ADOPTED
ACCOUNT NO							
MISCELLANEOUS							
SYSTEM DEVELOPMENT FEES - CASH	731-419-00	27,240	55,064	32,000	40,000	40,000	0
INTEREST INCOME	731-450-00	6,475	2,231	6,500	1,670	1,670	0
SDC ASSESSMENTS - CY REVENUE	731-455-00	116	0	116	116	116	0
ASSESSMENT INTEREST	731-456-00	0	1,271	50	400	400	0
NEW SDC ASSESSMENT	731-457-00	0	6,898	0	0	0	0
TOTAL MISCELLANEOUS		33,831	65,464	38,666	42,186	42,186	0
TOTAL OTHER RESOURCES		33,831	65,464	38,666	42,186	42,186	0
FUND BALANCE							
BEGINNING FUND BALANCE	731-400-00	299,505	311,065	281,797	347,605	347,605	0
TOTAL FUND BALANCE		299,505	311,065	281,797	347,605	347,605	0
GRAND TOTAL SEWER SDC IMP FUND		333,336	376,529	320,463	389,791	389,791	0

City of Bandon 2022-2023 Annual Budget

FUNDS BY TYPE ENTERPRISE FUNDS

EXPENDITURE DETAIL

SEWER SDC IMP FUND (731)

EXPENDITURES

		2019-2020	2020-2021	2021-2022	2022-2023	2022-2023	2022-2023
		ACTUAL	ACTUAL	BUDGET	PROPOSED	APPROVED	ADOPTED
ACCOUNT NO							
MATERIALS AND SERVICES							
CONSULTING SERVICES	731-50-660	0	0	20,000	20,000	20,000	0
MATERIALS AND SERVICES		0	0	20,000	20,000	20,000	0
CAPITAL OUTLAY							
CIP - SDC MANUAL UPDATE	731-50-756	0	0	10,000	10,000	10,000	0
CIP - GRINDER INSTALL	731-50-800	0	40,890	0	0	0	0
CAPITAL PROJECTS (RESERVE)	731-50-877	22,270	10,197	0	0	0	0
TOTAL CAPITAL OUTLAY		22,270	51,087	10,000	10,000	10,000	0
CONTINGENCIES AND RESERVES							
CONTINGENCY	731-50-980	0	0	290,463	0	0	0
TOTAL CONTINGENCIES AND RESERVES		0	0	290,463	0	0	0
TOTAL EXPENDITURES		22,270	51,087	320,463	30,000	30,000	0
FUND BALANCE							
ENDING FUND BALANCE	731-50-999	311,065	325,442	0	359,791	359,791	0
TOTAL FUND BALANCE		311,065	325,442	0	359,791	359,791	0
GRAND TOTAL SEWER SDC IMP FUND		333,335	376,529	320,463	389,791	389,791	0

City of Bandon 2022-2023 Annual Budget

FUNDS BY TYPE CAPITAL IMPROVEMENT

REVENUES AND OTHER RESOURCES

DETAIL

CAP IMPROVEMENT FUND (510)

		2019-2020	2020-2021	2021-2022	2022-2023	2022-2023	2022-2023
		ACTUAL	ACTUAL	BUDGET	PROPOSED	APPROVED	ADOPTED
ACCOUNT NO							
MISCELLANEOUS							
INTEREST INCOME	510-450-00	2,717	0	0	0	0	0
TOTAL MISCELLANEOUS		2,717	0	0	0	0	0
TRANS FROM OTHER FUNDS							
TRANSFER FROM FUND 100	510-490-45	0	17,353	0	0	0	0
TOTAL TRANS FROM OTHER FUNDS		0	17,353	0	0	0	0
TOTAL OTHER RESOURCES		2,717	17,353	0	0	0	0
FUND BALANCE							
BEGINNING FUND BALANCE	510-400-00	157,629	-17,353	0	0	0	0
TOTAL FUND BALANCE		157,629	-17,353	0	0	0	0
GRAND TOTAL CAP IMPROVEMENT FUND		160,346	0	0	0	0	0

City of Bandon 2022-2023 Annual Budget

FUNDS BY TYPE CAPITAL IMPROVEMENT

EXPENDITURE DETAIL

CAP IMPROVEMENT FUND (510)

EXPENDITURES

		2019-2020	2020-2021	2021-2022	2022-2023	2022-2023	2022-2023
	ACCOUNT NO	ACTUAL	ACTUAL	BUDGET	PROPOSED	APPROVED	ADOPTED
MATERIALS AND SERVICES							
OTHER	510-50-749	372	0	0	0	0	0
TOTAL MATERIALS AND SERVICES		372	0	0	0	0	0
CONTINGENCIES AND RESERVES							
TRAN TO FUND #950 (SEWER)	510-50-958	121,917	0	0	0	0	0
TOTAL CONTINGENCIES AND RESERVES		121,917	0	0	0	0	0
DEBT SERVICE							
SWEeper LOAN PRINCIPAL	510-52-890	46,269	0	0	0	0	0
SWEeper LOAN - INTEREST	510-52-891	8,264	0	0	0	0	0
TOTAL DEBT SERVICE		54,533	0	0	0	0	0
CONTINGENCIES AND RESERVES							
TRANSFER TO 520 EQUIP RESERVE	510-90-950	876	0	0	0	0	0
TOTAL CONTINGENCIES AND RESERVES		876	0	0	0	0	0
TOTAL EXPENDITURES		177,698	0	0	0	0	0
FUND BALANCE							
ENDING FUND BALANCE	510-50-999	-17,353	0	0	0	0	0
TOTAL FUND BALANCE		-17,353	0	0	0	0	0
GRAND TOTAL CAP IMPROVEMENT FUND		160,345	0	0	0	0	0

City of Bandon 2022-2023 Annual Budget

FUNDS BY TYPE CAPITAL IMPROVEMENT

REVENUES AND OTHER RESOURCES

DETAIL

PARK AND REC DEVELOPMENT (550)

		2019-2020	2020-2021	2021-2022	2022-2023	2022-2023	2022-2023
	ACCOUNT NO	ACTUAL	ACTUAL	BUDGET	PROPOSED	APPROVED	ADOPTED
MISCELLANEOUS							
INTEREST INCOME	550-450-00	2,288	750	2,250	410	410	0
OTHER	550-489-00	26,373	0	0	0	0	0
TOTAL MISCELLANEOUS		28,661	750	2,250	410	410	0
TOTAL OTHER RESOURCES		28,661	750	2,250	410	410	0
FUND BALANCE							
BEGINNING FUND BALANCE	550-400-00	112,392	112,372	95,976	50,382	50,382	0
TOTAL FUND BALANCE		112,392	112,372	95,976	50,382	50,382	0
GRAND TOTAL PARK AND REC DEVELOP.		141,053	113,122	98,226	50,792	50,792	0

City of Bandon 2022-2023 Annual Budget

FUNDS BY TYPE CAPITAL IMPROVEMENT

EXPENDITURE DETAIL

PARK AND REC DEVELOPMENT (550)

EXPENDITURES

		2019-2020	2020-2021	2021-2022	2022-2023	2022-2023	2022-2023
	ACCOUNT NO	ACTUAL	ACTUAL	BUDGET	PROPOSED	APPROVED	ADOPTED
MATERIALS AND SERVICES							
CONSULTING SERVICES	550-50-660	0	0	20,000	20,000	20,000	0
TOTAL MATERIALS AND SERVICES		0	0	20,000	20,000	20,000	0
CAPITAL OUTLAY							
CIP - LAND ACQUISTN/MISC IMP	550-50-829	0	0	30,792	30,792	30,792	0
CIP - CITY PARK GRANT PROJECTS	550-50-855	11,207	0	0	0	0	0
TOTAL CAPITAL OUTLAY		11,207	0	30,792	30,792	30,792	0
DEBT SERVICE							
GOLF COURSE LOAN PRINCIPAL	550-50-890	7,580	8,073	38,546	0	0	0
GOLF COURSE INTEREST EXP	550-50-891	9,895	9,361	8,888	0	0	0
TOTAL DEBT SERVICE		17,475	17,434	47,434	0	0	0
TOTAL EXPENDITURES		28,682	17,434	98,226	50,792	50,792	0
FUND BALANCE							
ENDING FUND BALANCE	550-50-999	112,372	95,688	0	0	0	0
TOTAL FUND BALANCE		112,372	95,688	0	0	0	0
GRAND TOTAL PARK AND REC. DEV.		141,054	113,122	98,226	50,792	50,792	0

City of Bandon 2022-2023 Annual Budget

FUNDS BY TYPE CAPITAL IMPROVEMENT

REVENUES AND OTHER RESOURCES

DETAIL

LOCAL IMPROVEMENT DIST (640)

		2019-2020	2020-2021	2021-2022	2022-2023	2022-2023	2022-2023
	ACCOUNT NO	ACTUAL	ACTUAL	BUDGET	PROPOSED	APPROVED	ADOPTED
MISCELLANEOUS							
INTEREST INCOME	640-450-00	1,101	404	1,100	270	270	0
TOTAL MISCELLANEOUS		1,101	404	1,100	270	270	0
TOTAL OTHER RESOURCES		1,101	404	1,100	270	270	0
FUND BALANCE							
BEGINNING FUND BALANCE	640-400-00	52,834	53,934	54,337	54,609	54,609	0
TOTAL FUND BALANCE		52,834	53,934	54,337	54,609	54,609	0
GRAND TOTAL LOCAL IMP. DIST.		53,935	54,338	55,437	54,879	54,879	0

City of Bandon 2022-2023 Annual Budget

FUNDS BY TYPE CAPITAL IMPROVEMENT

EXPENDITURE DETAIL

LOCAL IMPROVEMENT DIST (640)

EXPENDITURES

		2019-2020	2020-2021	2021-2022	2022-2023	2022-2023	2022-2023
	ACCOUNT NO	ACTUAL	ACTUAL	BUDGET	PROPOSED	APPROVED	ADOPTED
CONTINGENCIES AND RESERVES							
ENDING FUND BALANCE	640-50-999	53,934	54,339	55,437	54,879	54,879	0
TOTAL CONTINGENCIES AND RESERVES		53,934	54,339	55,437	54,879	54,879	0
TOTAL EXPENDITURES		53,934	54,339	55,437	54,879	54,879	0
GRAND TOTAL LOCAL IMP. DIST.		53,934	54,339	55,437	54,879	54,879	0

City of Bandon 2022-2023 Annual Budget

FUNDS BY TYPE CAPITAL IMPROVEMENT

REVENUES AND OTHER RESOURCES

DETAIL

STREET SDC REIMB FUND (710)

		2019-2020	2020-2021	2021-2022	2022-2023	2022-2023	2022-2023	
		ACTUAL	ACTUAL	BUDGET	PROPOSED	APPROVED	ADOPTED	
ACCOUNT NO								
MISCELLANEOUS								
	SYSTEM DEVELOPMENT FEES - CASH	710-419-00	13,532	28,270	17,000	18,000	18,000	0
	INTEREST INCOME	710-450-00	4,396	1,746	4,500	1,300	1,300	0
	SDC ASSESSMENTS - CY REVENUE	710-455-00	46	-2,080	50	0	0	0
	ASSESSMENT INTEREST	710-456-00	17	84	20	0	0	0
	NEW SDC ASSESSMENT	710-457-00	0	2,759	0	0	0	0
	TOTAL MISCELLANEOUS		17,991	30,779	21,570	19,300	19,300	0
	TOTAL OTHER RESOURCES		17,991	30,779	21,570	19,300	19,300	0
FUND BALANCE								
	BEGINNING FUND BALANCE	710-400-00	203,923	221,833	243,458	256,741	256,741	0
	TOTAL FUND BALANCE		203,923	221,833	243,458	256,741	256,741	0
	GRAND TOTAL STREET SDC REIMB. FUND		221,914	252,612	265,028	276,041	276,041	0

City of Bandon 2022-2023 Annual Budget

FUNDS BY TYPE CAPITAL IMPROVEMENT

EXPENDITURE DETAIL

STREET SDC REIMB FUND (710)

EXPENDITURES

		2019-2020	2020-2021	2021-2022	2022-2023	2022-2023	2022-2023
	ACCOUNT NO	ACTUAL	ACTUAL	BUDGET	PROPOSED	APPROVED	ADOPTED
CAPITAL OUTLAY							
CONSULTING SERVICES	710-50-750	0	0	10,000	10,000	10,000	0
CIP - SDC MANUAL UPDATE	710-50-756	0	0	10,000	10,000	10,000	0
MISC STREET	710-50-776	81	0	0	0	0	0
TOTAL CAPITAL OUTLAY		81	0	20,000	20,000	20,000	0
CONTINGENCIES AND RESERVES							
CONTINGENCY	710-50-980	0	0	245,028	0	0	0
TOTAL CONTINGENCIES AND RESERVES		0	0	245,028	0	0	0
TOTAL EXPENDITURES		81	0	265,028	20,000	20,000	0
FUND BALANCE							
ENDING FUND BALANCE	710-50-999	221,833	252,612	0	256,041	256,041	0
TOTAL FUND BALANCE		221,833	252,612	0	256,041	256,041	0
GRAND TOTAL STREET SDC REIMB. FUND		221,914	252,612	265,028	276,041	276,041	0

City of Bandon 2022-2023 Annual Budget

FUNDS BY TYPE CAPITAL IMPROVEMENT

REVENUES AND OTHER RESOURCES

DETAIL

STREET SDC IMP FUND (711)

		2019-2020	2020-2021	2021-2022	2022-2023	2022-2023	2022-2023	
		ACTUAL	ACTUAL	BUDGET	PROPOSED	APPROVED	ADOPTED	
ACCOUNT NO								
MISCELLANEOUS								
	SYSTEM DEVELOPMENT FEES - CASH	711-419-00	25,365	49,301	32,000	30,000	30,000	0
	INTEREST INCOME	711-450-00	8,824	3,482	8,000	2,550	2,550	0
	SDC ASSESSMENTS - CY REVENUE	711-455-00	52	-4,227	50	50	50	0
	ASSESSMENT INTEREST	711-456-00	33	119	35	375	375	0
	NEW SDC ASSESSMENT	711-457-00	0	5,518	0	0	0	0
	TOTAL MISCELLANEOUS		34,274	54,193	40,085	32,975	32,975	0
	TOTAL OTHER RESOURCES		34,274	54,193	40,085	32,975	32,975	0
FUND BALANCE								
	BEGINNING FUND BALANCE	711-400-00	410,715	444,989	494,865	526,241	526,241	0
	TOTAL FUND BALANCE		410,715	444,989	494,865	526,241	526,241	0
	GRAND TOTAL STREET SDC IMP. FUND		444,989	499,182	534,950	559,216	559,216	0

City of Bandon 2022-2023 Annual Budget

FUNDS BY TYPE CAPITAL IMPROVEMENT

EXPENDITURE DETAIL

STREET SDC IMP FUND (711)

EXPENDITURES

		2019-2020	2020-2021	2021-2022	2022-2023	2022-2023	2022-2023
	ACCOUNT NO	ACTUAL	ACTUAL	BUDGET	PROPOSED	APPROVED	ADOPTED
CAPITAL OUTLAY							
CONSULTING SERVICES	711-50-750	0	0	10,000	10,000	10,000	0
CIP - SDC MANUAL UPDATE	711-50-756	0	0	10,000	10,000	10,000	0
TOTAL CAPITAL OUTLAY		0	0	20,000	20,000	20,000	0
CONTINGENCIES AND RESERVES							
CONTINGENCY	711-50-980	0	0	514,950	0	0	0
TOTAL CONTINGENCIES AND RESERVES		0	0	514,950	0	0	0
TOTAL EXPENDITURES		0	0	534,950	20,000	20,000	0
FUND BALANCE							
ENDING FUND BALANCE	711-50-999	444,989	499,181	0	539,216	539,216	0
TOTAL FUND BALANCE		444,989	499,181	0	539,216	539,216	0
GRAND TOTAL STREET SDC IMP FUND		444,989	499,181	534,950	559,216	559,216	0

City of Bandon 2022-2023 Annual Budget

FUNDS BY TYPE CAPITAL IMPROVEMENT

REVENUES AND OTHER RESOURCES

DETAIL

STORM DRAINAGE SDC REIMB (715)

		2019-2020	2020-2021	2021-2022	2022-2023	2022-2023	2022-2023
	ACCOUNT NO	ACTUAL	ACTUAL	BUDGET	PROPOSED	APPROVED	ADOPTED
MISCELLANEOUS							
SYSTEM DEVELOPMENT FEES - CASH	715-419-00	40,714	81,102	47,000	45,000	45,000	0
INTEREST INCOME	715-450-00	2,620	1,114	2,700	835	835	0
SDC ASSESSMENTS - CY REVENUE	715-455-00	68	-6,314	70	70	70	0
ASSESSMENT INTEREST	715-456-00	46	177	45	500	500	0
NEW SDC ASSESSMENT	715-457-00	0	8,278	0	0	0	0
TOTAL MISCELLANEOUS		43,448	84,357	49,815	46,405	46,405	0
TOTAL OTHER RESOURCES		43,448	84,357	49,815	46,405	46,405	0
FUND BALANCE							
BEGINNING FUND BALANCE	715-400-00	150,356	124,049	192,148	92,434	92,434	0
TOTAL FUND BALANCE		150,356	124,049	192,148	92,434	92,434	0
GRAND TOTAL STORM DRAIN SDC REIMB.		193,804	208,406	241,963	138,839	138,839	0

City of Bandon 2022-2023 Annual Budget

FUNDS BY TYPE CAPITAL IMPROVEMENT

EXPENDITURE DETAIL

STORM DRAINAGE SDC REIMB (715)

EXPENDITURES

	ACCOUNT NO	2019-2020 ACTUAL	2020-2021 ACTUAL	2021-2022 BUDGET	2022-2023 PROPOSED	2022-2023 APPROVED	2022-2023 ADOPTED
MATERIALS AND SERVICES							
OTHER	715-50-749	-1	0	0	0	0	0
TOTAL MATERIALS AND SERVICES		-1	0	0	0	0	0
CAPITAL OUTLAY							
CONSULTING SERVICES	715-50-750	1,836	0	10,000	10,000	10,000	0
MISC DRAINAGE PROJECTS	715-50-774	8,004	14,392	0	0	0	0
CIP - 11TH ST DRAINAGE IMPROVE	715-50-778	59,918	0	0	0	0	0
TOTAL CAPITAL OUTLAY		69,758	14,392	10,000	10,000	10,000	0
CONTINGENCIES AND RESERVES							
CONTINGENCY	715-50-980	0	0	231,963	0	0	0
TOTAL CONTINGENCIES AND RESERVES		0	0	231,963	0	0	0
TOTAL EXPENDITURES		69,758	14,392	241,963	10,000	10,000	0
FUND BALANCE							
ENDING FUND BALANCE	715-50-999	124,049	194,015	0	128,839	128,839	0
TOTAL FUND BALANCE		124,049	194,015	0	128,839	128,839	0
GRAND TOTAL STORM DRAIN SDC REIMB.		193,807	208,407	241,963	138,839	138,839	0

City of Bandon 2022-2023 Annual Budget

FUNDS BY TYPE CAPITAL IMPROVEMENT

REVENUES AND OTHER RESOURCES

DETAIL

STORM DRAINAGE SDC IMP (716)

		2019-2020	2020-2021	2021-2022	2022-2023	2022-2023	2022-2023
		ACTUAL	ACTUAL	BUDGET	PROPOSED	APPROVED	ADOPTED
ACCOUNT NO							
MISCELLANEOUS							
SYSTEM DEVELOPMENT FEES - CASH	716-419-00	35,701	71,199	41,000	41,000	41,000	0
INTEREST INCOME	716-450-00	2,066	535	2,200	560	560	0
SDC ASSESSMENTS - CY REVENUE	716-455-00	67	-5,183	70	70	70	0
ASSESSMENT INTEREST	716-456-00	42	177	45	450	450	0
NEW SDC ASSESSMENT	716-457-00	0	6,898	0	0	0	0
TOTAL MISCELLANEOUS		37,876	73,626	43,315	42,080	42,080	0
TOTAL OTHER RESOURCES		37,876	73,626	43,315	42,080	42,080	0
FUND BALANCE							
BEGINNING FUND BALANCE	716-400-00	219,745	77,448	79,659	139,833	139,833	0
TOTAL FUND BALANCE		219,745	77,448	79,659	139,833	139,833	0
GRAND TOTAL STORM DRAIN SDC IMP.		257,621	151,074	122,974	181,913	181,913	0

City of Bandon 2022-2023 Annual Budget

FUNDS BY TYPE CAPITAL IMPROVEMENT

EXPENDITURE DETAIL

STORM DRAINAGE SDC IMP (716)

EXPENDITURES

		2019-2020	2020-2021	2021-2022	2022-2023	2022-2023	2022-2023
	ACCOUNT NO	ACTUAL	ACTUAL	BUDGET	PROPOSED	APPROVED	ADOPTED
CAPITAL OUTLAY							
CONSULTING SERVICES	716-50-750	0	0	10,000	10,000	10,000	0
CIP - DRAINAGE PROJECTS (RES)	716-50-774	0	57,421	0	0	0	0
CIP - 11TH ST DRAINAGE	716-50-778	180,173	0	0	0	0	0
TOTAL CAPITAL OUTLAY		180,173	57,421	10,000	10,000	10,000	0
CONTINGENCIES AND RESERVES							
CONTINGENCY	716-50-980	0	0	112,974	0	0	0
TOTAL CONTINGENCIES AND RESERVES		0	0	112,974	0	0	0
TOTAL EXPENDITURES		180,173	57,421	122,974	10,000	10,000	0
FUND BALANCE							
ENDING FUND BALANCE	716-50-999	77,448	93,652	0	171,913	171,913	0
TOTAL FUND BALANCE		77,448	93,652	0	171,913	171,913	0
GRAND TOTAL STORM DRAIN SDC IMP.		257,621	151,073	122,974	181,913	181,913	0

City of Bandon 2022-2023 Annual Budget

FUNDS BY TYPE CAPITAL IMPROVEMENT

REVENUES AND OTHER RESOURCES

DETAIL

LOCAL OPTION STREET TAX (750)

		2019-2020	2020-2021	2021-2022	2022-2023	2022-2023	2022-2023
		ACTUAL	ACTUAL	BUDGET	PROPOSED	APPROVED	ADOPTED
ACCOUNT NO							
TAXES							
TAXES - CURRENT PROPERTY TAXES	750-401-00	417,748	413,980	426,955	447,375	447,375	0
TAXES - PRIOR PROPERTY TAXES	750-402-00	15,619	28,952	20,000	17,000	17,000	0
TOTAL TAXES		433,367	442,932	446,955	464,375	464,375	0
INTERGOVERNMENTAL							
IN LIEU OF TAX-HERITAGE PLACE	750-439-05	5,416	6,581	6,581	16,961	16,961	0
TOTAL INTERGOVERNMENTAL		5,416	6,581	6,581	16,961	16,961	0
MISCELLANEOUS							
MISC - INTEREST INCOME	750-450-00	27,138	11,276	31,000	8,065	8,065	0
MISC - OTHER	750-489-00	0	45,817	0	0	0	0
TOTAL MISCELLANEOUS		27,138	57,093	31,000	8,065	8,065	0
TOTAL OTHER RESOURCES		465,921	506,606	484,536	489,401	489,401	0
FUND BALANCE							
BEGINNING BALANCE	750-400-00	1,255,026	1,329,880	1,504,512	1,646,401	1,646,401	0
TOTAL FUND BALANCE		1,255,026	1,329,880	1,504,512	1,646,401	1,646,401	0
GRAND TOTAL LOCAL OPTION ST. TAX		1,720,947	1,836,486	1,989,048	2,135,802	2,135,802	0

City of Bandon 2022-2023 Annual Budget

FUNDS BY TYPE CAPITAL IMPROVEMENT

EXPENDITURE DETAIL

LOCAL OPTION STREET TAX (750)

EXPENDITURES

		2019-2020	2020-2021	2021-2022	2022-2023	2022-2023	2022-2023
	ACCOUNT NO	ACTUAL	ACTUAL	BUDGET	PROPOSED	APPROVED	ADOPTED
CAPITAL OUTLAY							
CIP - STREET PROJECTS (MISC)	750-50-774	221,078	68,607	300,000	0	0	0
CIP-STREET IMPROVEMENTS (RES)	750-50-775	263	0	0	0	0	0
CIP - 11TH ST OVERLAY	750-50-778	46,956	0	0	0	0	0
CIP - HWY 101 INTERFACE SAFETY	750-50-801	0	0	70,000	0	0	0
CIP - STORM DRAIN RERTE 11 SW	750-50-803	121,843	0	0	0	0	0
9TH ST CROSSWALK INSTALLATION	750-50-806	0	0	30,000	0	0	0
MISCELLANEOUS	750-50-853	927	0	32	0	0	0
TOTAL CAPITAL OUTLAY		391,067	68,607	400,032	0	0	0
DEBT SERVICE							
SWEEPER LOAN PRINCIPAL	750-50-892	0	48,710	160,203	0	0	0
SWEEPER LOAN INTEREST EXP	750-50-893	0	6,298	471	0	0	0
TOTAL DEBT SERVICE		0	55,008	160,674	0	0	0
CONTINGENCIES AND RESERVES							
RESERVE	750-50-970	0	0	1,178,342	0	0	0
CONTINGENCY	750-50-980	0	0	250,000	0	150,000	0
TOTAL CONTINGENCIES AND RESERVES		0	0	1,428,342	0	150,000	0
TOTAL EXPENDITURES		391,067	123,615	1,989,048	0	150,000	0
FUND BALANCE							
ENDING FUND BALANCE	750-50-999	1,329,880	1,712,871	0	2,135,802	1,985,802	0
TOTAL FUND BALANCE		1,329,880	1,712,871	0	2,135,802	1,985,802	0
GRAND TOTAL LOCAL OPTION ST. TAX		1,720,947	1,836,486	1,989,048	2,135,802	2,135,802	0

City of Bandon 2022-2023 Annual Budget

FUNDS BY TYPE DEBT SERVICE FUNDS

REVENUES AND OTHER RESOURCES

DETAIL

GO BOND DEBT SERVICE (365)

		2019-2020	2020-2021	2021-2022	2022-2023	2022-2023	2022-2023
		ACTUAL	ACTUAL	BUDGET	PROPOSED	APPROVED	ADOPTED
ACCOUNT NO							
TAXES							
2000 RD GO BOND CY PROPERTY TAX 343	365-401-01	156,061	152,834	127,641	165,768	165,768	0
2000 SDWRLF BOND CY PROPERTY TAX 344	365-401-02	35,162	0	0	0	0	0
2018/'09 WTP BOND CY PROPERTY TAX 375	365-401-03	58,090	53,171	55,345	55,279	55,279	0
2000 RD GO BOND PY PROPERTY TAX 343	365-402-01	4,669	10,673	6,631	5,000	5,000	0
2000 SDWRLF BOND PY PROPERTY TAX 344	365-402-02	1,564	0	0	0	0	0
2018/'09 WTP BOND PY PROPERTY TAX 375	365-402-03	2,130	3,731	1,954	3,000	3,000	0
2021 GO BOND CY PROPERTY TAX	365-403-01	0	0	310,000	341,570	341,570	0
TOTAL TAXES		257,676	220,409	501,571	570,617	570,617	0
OTHER TAXES							
2000 RURAL DEV OUT/CITY BONDS 343	365-440-01	28,377	29,612	28,181	30,000	30,000	0
2018/'09 WTP OUT/CITY BOND 375	365-440-03	8,422	8,788	7,162	9,000	9,000	0
TOTAL OTHER TAXES		36,799	38,400	35,343	39,000	39,000	0
MISCELLANEOUS							
2000 RURAL DEV BONDS-HERITAGE PL 343	365-441-01	2,484	2,410	2,400	4,883	4,883	0
2000 SDWRLF LIEU TAX-HERITAGE PL 344	365-441-02	558	541	0	2,084	2,084	0
2018-2009 WTP LIEU TAX-HERITAGE PL 375	365-441-03	927	905	905	0	0	0
2021 GO BOND LIEU OF TAX-HERITAGE PL	365-441-05	0	0	6,000	11,274	11,274	0
INTEREST	365-450-00	6,518	2,749	3,700	2,150	2,150	0
TOTAL MISCELLANEOUS		10,487	6,605	13,005	20,390	20,390	0
TOTAL OTHER RESOURCES		304,962	265,414	549,919	630,007	630,007	0
FUND BALANCE							
BEGINNING FUND BALANCE	365-400-00	323,188	366,191	410,840	462,929	462,929	0
TOTAL FUND BALANCE		323,188	366,191	410,840	462,929	462,929	0
GRAND TOTAL GO BOND DEBT SERVICE		628,150	631,605	960,759	1,092,936	1,092,936	0

City of Bandon 2022-2023 Annual Budget

FUNDS BY TYPE DEBT SERVICE FUNDS

EXPENDITURE DETAIL

GO BOND DEBT SERVICE (365)

DEPARTMENT 50

		2019-2020	2020-2021	2021-2022	2022-2023	2022-2023	2022-2023
		ACTUAL	ACTUAL	BUDGET	PROPOSED	APPROVED	ADOPTED
ACCOUNT NO							
DEBT SERVICE							
2000 RURAL DEV INTEREST BDS IS 12/00 343	365-52-890	102,787	99,952	96,991	93,896	93,896	0
2000 RURAL DEV PRINCIPAL BD IS 12/00 343	365-52-891	62,981	65,816	68,777	71,872	71,872	0
2000 SDWRLF BONDS INTEREST 344	365-53-890	1,471	0	0	0	0	0
2000 SDWRLF BONDS PRINCIPAL 344	365-53-891	35,712	0	0	0	0	0
2018-2009 WTP BONDS INTEREST 375	365-54-890	29,143	27,924	29,152	24,707	24,707	0
2018-2009 WTP BONDS PRINCIPAL 375	365-54-891	29,865	30,084	35,960	30,552	30,552	0
2021 GO BOND PRINCIPAL	365-55-890	0	0	120,000	312,157	312,157	0
2021 GO BOND INTEREST	365-55-891	0	0	176,000	95,958	95,958	0
TOTAL DEBT SERVICE		261,959	223,776	526,880	629,142	629,142	0
FUND BALANCE							
ENDING FUND BALANCE	365-50-999	366,191	407,827	433,879	463,794	463,794	0
TOTAL FUND BALANCE		366,191	407,827	433,879	463,794	463,794	0
GRAND TOTAL GO BOND DEBT SERVICE		628,150	631,603	960,759	1,092,936	1,092,936	0

City of Bandon 2022-2023 Annual Budget

FUNDS BY TYPE DEBT SERVICE FUNDS

REVENUES AND OTHER RESOURCES

DETAIL

LID DEBT SERVICE (636)

		2019-2020	2020-2021	2021-2022	2022-2023	2022-2023	2022-2023
ACCOUNT NO		ACTUAL	ACTUAL	BUDGET	PROPOSED	APPROVED	ADOPTED
MISCELLANEOUS							
MISC - INTEREST INCOME	636-450-00	5,486	1,786	6,000	1,200	1,200	0
ASSESSMENT/LOAN PRINCIPAL 633	636-455-00	0	0	400	486	486	0
2001 BANDON LID ASSMT PRINCIPAL 634	636-455-01	0	0	300	0	0	0
2004 HWY 101 SW ASSMT PRINCIPAL 635	636-455-02	0	0	5,000	900	900	0
12TH CT LID ASSMT PRINCIPAL 636	636-455-03	0	0	300	127	127	0
OTHER LID ASSMT PRINCIPAL	636-455-04	-8,108	13,865	0	0	0	0
ASSESSMENT/LOAN INTEREST 633	636-456-00	1,001	9,672	1,500	107	107	0
2001 BANDON LID ASSMT INTEREST 634	636-456-01	0	0	100	0	0	0
2004 HWY 101 SW ASSMT INTTEREST 635	636-456-02	0	0	100	228	228	0
12TH CT LID ASSMT INTEREST 636	636-456-03	0	0	100	250	250	0
OTHER LID ASSMT INTEREST	636-456-04	8,792	0	0	0	0	0
TOTAL MISCELLANEOUS		7,171	25,323	13,800	3,298	3,298	0
TRANS FROM OTHER FUNDS							
TRANS FROM OTHER FUNDS 634/635	636-490-01	2,582	0	0	0	0	0
TOTAL TRANS FROM OTHER FUNDS		2,582	0	0	0	0	0
TOTAL OTHER RESOURCES		9,753	25,323	13,800	3,298	3,298	0
FUND BALANCE							
BEGINNING BALANCE	636-400-00	270,243	239,970	210,513	226,782	226,782	0
TOTAL FUND BALANCE		270,243	239,970	210,513	226,782	226,782	0
GRAND TOTAL LID DEBT SERVICE (636)		279,996	265,293	224,313	230,080	230,080	0

City of Bandon 2022-2023 Annual Budget

FUNDS BY TYPE DEBT SERVICE FUNDS

EXPENDITURE DETAIL

LID DEBT SERVICE (636)

DEPARTMENT 50

		2019-2020	2020-2021	2021-2022	2022-2023	2022-2023	2022-2023
	ACCOUNT NO	ACTUAL	ACTUAL	BUDGET	PROPOSED	APPROVED	ADOPTED
DEBT SERVICE							
DEBT SERVICE INTEREST EXPENSE	636-50-890	597	420	196	0	0	0
DEBT SERVICE PRINCIPAL EXPENSE	636-50-891	783	733	9,150	0	0	0
2004 HWY 101 SEWER DS INTEREST	636-52-890	11,645	10,241	9,867	9,128	9,128	0
2004 HWY 101 SEWER DS PRINCIPAL	636-52-891	21,654	23,057	23,431	24,910	24,910	0
12TH CT LID DEBT SERVICE INTEREST	636-53-890	3,767	3,656	3,552	3,453	3,453	0
12TH CT LID DEBT SERVICE PRINCIPAL	636-53-891	1,580	1,692	1,795	1,894	1,894	0
TOTAL DEBT SERVICE		40,026	39,799	47,991	39,385	39,385	0
CONTINGENCIES AND RESERVES							
CONTINGENCY	636-50-980	0	0	176,322	0	0	0
TOTAL CONTINGENCIES AND RESERVES		0	0	176,322	0	0	0
TOTAL EXPENDITURES		40,026	39,799	224,313	39,385	39,385	0
FUND BALANCE							
ENDING FUND BALANCE	636-50-999	239,970	225,494	0	190,695	190,695	0
TOTAL FUND BALANCE		239,970	225,494	0	190,695	190,695	0
GRAND TOTAL LID DEBT SERVICE (636)		279,996	265,293	224,313	230,080	230,080	0

MUNICIPAL BUSINESS PLAN

CHAPTER 3

<u>ADMINISTRATIVE SERVICES</u>	Page 113
<u>PUBLIC SAFETY</u>	Page 114
<u>MUNICIPAL COURT</u>	Page 117
<u>FIRE</u>	Page 118
<u>WATER TREATMENT</u>	Page 119
<u>WASTE WATER TREATMENT</u>	Page 121
<u>PUBLIC WORKS</u>	Page 123
<u>ELECTRIC</u>	Page 127
<u>PLANNING</u>	Page 129
<u>LIBRARY</u>	Page 131
<u>COMMUNITY CENTER (Barn)</u>	Page 133
<u>SPRAGUE THEATER</u>	Page 134

City of Bandon 2022-2023 Annual Budget

MUNICIPAL BUSINESS PLAN

ADMINISTRATIVE SERVICES

The City is continuing to professionalize, streamline and organize administrative services functions.

DEPARTMENT ACTIVITIES AND SERVICE LEVEL DESCRIPTION

The City Council provides direction for the overall management, administration, financial operations, and personnel supervision activities of the City of Bandon and the Bandon Urban Renewal Agency as defined in the Bandon Municipal Code, Title 2. The Department includes the City Manager's office (the City Manager also serves as the Finance Director), Human Resources, Economic Development, Special projects and the contract services of the City Attorney's office, the City Engineer and Municipal Judge.

The major activities for Administrative Services include personnel recruitment and coordination, election activities, records management and public information functions; grant applications and grant administration; and the intergovernmental relations of the City. Duties for daily operations include financial planning and budget preparation; accounting, water, sewer, and electric utility billings, collections, and bad-debt recoveries; budget control; liens and assessments; payroll; accounts payable and accounts receivable; and City Hall's customer service functions, which include reception, payment processing, answering telephone calls, dispatching utility services, and response staffing during power outages or other local emergencies.

Funding

The Administrative Services Department is funded from the General Fund, Urban Renewal Area 1 and 2 and the three municipal utilities (Electric, Water and Wastewater). Both Urban Renewal agencies and the three Municipal Utility enterprises provide reimbursement to the Administrative Services Department for their share of administrative, accounting and audit service-related activities.

STAFFING LEVELS (Full-Time Equivalents)

<u>Position Title</u>	<u>18-19</u>	<u>19-20</u>	<u>20-21</u>	<u>21-22</u>	<u>22-23</u>
City Manager	1.00	1.00	1.00	1.00	1.00
Finance Director	0.00	0.00	1.00	1.00	1.00
Assistant Finance Mgr.*	0.00	0.00	0.00	0.50	0.50
City Recorder*	0.50	0.50	0.50	0.50	1.00
Administrative Assistant	1.00	1.00	1.00	1.00	0.00
Administrative Services Manager	1.00	1.00	0.00	0.00	0.00
Administrative Services Assist. Manager	0.50	0.50	0.50	0.50	2.50
Clerk III	1.00	1.00	1.00	1.00	1.00
Clerk II	1.00	1.00	2.00	1.50	1.00
Clerk I	1.00	1.00	0.00	0.00	0.00
TOTAL	7.00	7.00	7.00	7.00	8.00

City of Bandon 2022-2023 Annual Budget

MUNICIPAL BUSINESS PLAN

PUBLIC SAFETY

DEPARTMENT ACTIVITIES AND SERVICE LEVEL DESCRIPTION

The mission of the Bandon Police Department is to deliver the highest standard of law enforcement excellence in protecting life, property and human rights, and to work in a pro-active partnership with the community to solve problems, thereby enhancing the quality of life for our citizens.

The Bandon Police Department is committed to criminal investigations and apprehension of offenders, selective traffic enforcement, timely response to calls for service, investigation of accidents and the traditional duties of police in the community. In addition, the Department has a commitment to pro-active patrol by vehicle and foot to enhance positive interaction with citizens, merchants and visitors. We also continue to work with various departments, agencies and citizens in problem solving to improve the quality of life as well as the quality of service for our customers; continued community education efforts, and identification of alternate resources.

Funding

The Police Department is operated primarily out of the General Fund; Revenues are mainly derived through property taxes, utility taxes, transient occupancy taxes, and utility in-lieu of taxes.

PRIOR YEAR ACCOMPLISHMENTS 2021-2022

- Continue exploring grant opportunities.
- Continue emphasis on department training to include Reserve Officer training.
- Continue Community Policing Philosophy through community meetings.
- Continue participating with Coos, Curry and State agencies.
- Continue to be involved in community events.
- Continue emphasis on traffic safety, enforcement and education.
- Continue looking at grant funding for traffic safety.
- Continue community service and volunteer programs.
- Continue partnership with SCINT and other agencies.
- Continue Emails to Merchants regarding issues of fraud, etc.
- Continue to educate the public regarding their animals and how they affect their neighbors and people visiting our community.
- Continue working towards crosswalk safety.
- Continue involvement in ERT, Crash Team and Major Crime Team with other agencies in the county.
- Continue training Officers in specialized training, mental health, DUII and drugs that impair driving.
- Continue the drug take back program, obtained secure box for med drop off.
- Increased enforcement of ordinance violations re transients and house abatement.
- Spoke to Pacific View about Identity Theft and Fraud.
- Bank Robbery Training at First Community Bank.

City of Bandon 2022-2023 Annual Budget

MUNICIPAL BUSINESS PLAN

DEPARTMENT OBJECTIVES FOR 2022-2023

- Continue exploring grant opportunities.
- Continue emphasis on department training to include Reserve Officer training.
- Continue efforts in narcotics enforcement and education.
- Continue community service and volunteer programs.
- Increase neighborhood involvement, neighborhood watch, community forum meetings, home safety week, etc.
- Continue to work with emergency management committee.
- Continue partnership with SCINT and other agencies.
- Continue emails to merchants regarding issues of fraud, etc.
- Continue to educate the public regarding their animals and how they affect their neighbors and people visiting our community.
- Update computers and data storage.
- Continue working toward crosswalk safety.
- Continue training Officers in specialized training, mental health, DUII and drugs that impair driving.
- Continue drug take back program.
- Continue to increase enforcement of ordinance violations regarding transients and house abatement.
- Assign another Officer to the Coos County Major Crime Team with other agencies in the county.
- Hosting our first ever National Night Out.
- Hosting Coffee with the Cops events.
- Explore the possibilities of adding an additional Officer due to the increased number of calls at the school district, traffic concerns, decriminalization of drugs and lack of resources at the jail.

STAFFING LEVELS (Full-Time Equivalent)

Position Title	<u>18-19</u>	<u>19-20</u>	<u>20-21</u>	<u>21-22</u>	<u>22-23</u>
Chief	1	1	1	1	1
Patrol Sergeant	1	1	1	1	1
K9 Officer	1	1	0	0	0
Patrol Officer	3	3	4	4	4
Code Enforcement Officer	.5	.5	.5	.5	.5
Administrative Assistant	1	1	1	1	1
Part time Officer	0	1	0	0	0
TOTAL PAID PERSONNEL	7.5	8.5	7.5	7.5	7.5
Reserve Officer	3	3	1	1	1

City of Bandon 2022-2023 Annual Budget

MUNICIPAL BUSINESS PLAN

INDICATORS

Calendar Year	2017	2018	2019	2020	2021
Calls for Service	8,193	6644*	5713	4581	8043
Arrests	211	190*	154	38	115
Volunteer Hours Worked	339	0	0	0	0

* These numbers do not include every contact with citizens regarding civil or criminal matters. Police Officers are contacted on the street and at the Police Department multiple times each week where police report numbers are not drawn. We also spend time assisting other agencies like Department of Human Service Child and Seniors, which do not always draw a case number. Case Numbers are drawn when there is a report to be written. During the transition from CMI Computer Software to Eforce Software we unfortunately lost some tracking tools and the numbers for a couple months were skewed.

City of Bandon 2022-2023 Annual Budget

MUNICIPAL BUSINESS PLAN

MUNICIPAL COURT

DEPARTMENT ACTIVITIES AND SERVICE LEVEL DESCRIPTION

The City began a Municipal Traffic Court in March of 2021. Court is held once a month, on the 2nd Tuesday of the month, at 3:00 P.M. The City also continues to operate a Municipal Court which focuses on the enforcement of City Ordinances. This Court meets on an as-needed basis. The Municipal Judge for both Courts is a contracted position appointed by the City Council.

Funding

The Municipal Courts are operated out of the General Fund. Funding is provided primarily from revenues derived from fines and forfeits charged by the Municipal Courts. In addition to the revenue generated by local traffic and code enforcement, a percentage of revenues are collected by District and Circuit Courts and deposited into the City's General Fund as required by State statutes.

STAFFING LEVELS:

The Municipal Court Judge is a contracted position. For the code enforcement Court, the Police Administrative Assistant serves as staff. For the Traffic Court, the Finance Director serves as the Court Administrator and the City Recorder serves as the Court Clerk.

Municipal Court – Code Enforcement

Number of violations cited in 2021:	3
Number of Hearings in 2021:	4

Municipal Court – Traffic

Number of citations written for 2021 Court Dates:	302
---	-----

City of Bandon 2022-2023 Annual Budget

MUNICIPAL BUSINESS PLAN

FIRE

DEPARTMENT ACTIVITIES AND SERVICE LEVEL DESCRIPTION

Under the direction of the City Council, the Administrative Services Department is responsible for securing/providing Fire Department services for the City of Bandon.

Fire protection services are provided to the residents of Bandon through a contract with the Bandon Rural Fire Protection District.

The Bandon Rural Fire Protection District is an independent taxing district. Offices are located at 555 Oregon Avenue, Bandon, Oregon 97411.

Funding

The Contract for Fire Department services is paid out of the General Fund.

STAFFING LEVELS

The City of Bandon coordinates activities with the Bandon Rural Fire Protection District. The City does not employ any fire department personnel.

City of Bandon 2022-2023 Annual Budget

MUNICIPAL BUSINESS PLAN

WATER TREATMENT

DEPARTMENT ACTIVITIES AND SERVICE LEVEL DESCRIPTION

The primary function of the Water Treatment Department is to provide a high-quality supply of clean drinking water and a dependable supply of water for fire suppression.

Water treatment consists of the water treatment plant, a settling pond, two pump stations and 1,000,000 and 2,000,000-gallon storage tanks. Water is drawn from Ferry and Geiger Creeks and pumped to a settling pond. It is then pumped to the treatment plant where it is treated, disinfected, pumped to the storage tanks and then gravity fed to the City. The plant can treat 1,400 gallons of water per minute (2 million gallons per day). The City's peak water demand has been as high as 1,500 gallons per minute. The daily consumption ranges from a high of 1.1 million gallons per day for summer use to 300,000 gallons per day for winter use.

The water distribution system (mains and lines) is operated in conjunction with the Public Works Department.

Funding

The activities of the Water Department are operated primarily out of the Water Fund and are financed by revenues collected from the sale of water to utility customers. The revenues collected through System Development Charges (SDC's) for new water installations are deposited into the Water SDC fund for use in various improvement projects to upgrade and expand the capacity of the water treatment and distribution system.

The voters passed a General Obligation Bond Measure in the November 2019 Election. The Bond was authorized by Council for sale on Resolution 21-03 on February 1, 2021, in the amount of \$5,500,000. Water Treatment's portion of the sale proceeds are \$950,000, for improvement to Clarifier 2.

PRIOR YEAR ACCOMPLISHMENTS 2021-2022

- Installed a gate at the entrance of the facility.
- Continue building retaining walls on grounds for erosion control.
- Continue to operate plant in safe and cost-effective manner.
- Continue cross training water/wastewater personnel on operations and maintenance of water treatment plant.
- Acquire Level III certifications for plant operators.
- Work with Dyer Engineering on conservation management plan.
- Continue to work with Dyer Engineering and other entities on raw water storage reservoir and / or well field.
- Complete all testing as required by the State of Oregon.
- Continue with annual flushing of the City's distribution system.

City of Bandon 2022-2023 Annual Budget

MUNICIPAL BUSINESS PLAN

DEPARTMENT OBJECTIVES FOR 2022-2023

- Install Backup Generators for emergency operations.
- Install seismic valves on 2-million-gallon reservoir and rehabilitate the interior as needed for Seismic Valve installation.
- Rehabilitate the exterior of the 2-million-gallon reservoir.
- Continue to work with Dyer Engineering and other entities on raw water storage reservoir.
- Complete all testing as required by the State of Oregon.
- Continue with annual flushing of the City's distribution system.
- Continue building retaining walls on grounds for erosion control.
- Continue cross training water/wastewater personnel on operations and maintenance of water treatment plant.

STAFFING LEVELS (Full-Time Equivalents)

<u>Position Title</u>	<u>18-19</u>	<u>19-20</u>	<u>20-21</u>	<u>21-22</u>	<u>22-23</u>
Chief Plant Operator	0.50	0.50	1.00	1.00	1.00
Operator Assistant	1.50	1.50	1.00	1.00	1.00
Clerical*	0.125	0.125	0.125	0.125	0.125
TOTAL	2.125	2.125	2.125	2.125	2.125

All positions are shared with the Wastewater Treatment Plant.

*This position is 1/8 of a clerical support person, shared with the Electrical Department (50%), Public Works Department (25%) and Wastewater Treatment Plant (12.5%).

INDICATORS

<u>Calendar Year</u>	<u>2017</u>	<u>2018</u>	<u>2019</u>	<u>2020</u>	<u>2021</u>
Annual volume of water treated (gallons)	243,805,729	274,706,576	203,825,467	185,170,475	174,639,429
Average daily volume of water treated (gallons)	666,514	751,338	558,426	506,134	478,464
Back-flow devices in service	267	266	268	280	268
Number of customers	2,469	2,482	2,539	2538	2575

City of Bandon 2022-2023 Annual Budget

MUNICIPAL BUSINESS PLAN

WASTEWATER TREATMENT

DEPARTMENT ACTIVITIES AND SERVICE LEVEL DESCRIPTION

The primary function of the Wastewater Department is to operate and maintain the wastewater treatment plant and ensure compliance with all state and federal regulations related to sewage treatment, disposal, and discharge.

Sewage is collected by a network of sewer lines and seven pump stations throughout the community. When the sewage reaches the plant head works it is run through pre-treatment (muffin monster) and then into an aeration basin, there it is treated by the activated sludge process. Treated sewage is then run into the clarifier where it settles and the supernate is run through a disinfection (UV) system and into the Coquille River. The sludge is pumped into the aerobic digesters and allowed to digest for at least 60 days. After that it goes through a dewatering process. This process reduces the cost of disposing of the sludge.

The Wastewater Treatment Plant has a peak design capacity of 3.2 million gallons per day. Current average daily flows are 364,667. gallons per day. The plant could be expanded to a maximum average capacity of 1.7 million gallons per day. Bandon's wastewater facility treated 122,306,000 gallons during calendar year of 2019.

The sewage collection system (sewer mains and lines) are operated and maintained in conjunction with the Public Works Department.

Funding

The activities of the Wastewater Department are operated primarily out of the Sewer Fund and are financed by revenues collected from the sale of sewage treatment services to utility customers. The revenues collected through System Development Charges (SDC's) for new sewer installations are deposited into the Sewer SDC fund for use in various improvement projects to upgrade and expand the capacity of the sewage collection and treatment system.

The voters passed a General Obligation Bond Measure in the November 2019 Election. The Bond was authorized by Council for sale by Resolution 21-03 on February 1, 2021, in the amount of \$5,500,000. Water Treatment's portion of the sale proceeds are \$4,550,000, for headworks, Fillmore pump station, plant uv improvements and to fund inflow and infiltration study projects 4, 5, 9 and 11 capital projects.

PRIOR YEAR ACCOMPLISHMENTS 2021-2022

- Continue to meet DEQ permit standards.
- Continue ongoing training and acquiring certification requirements for wastewater personnel.
- Continue operating plant at peak optimum levels.
- Manhole and line replacement
- Increase grease trap inspections as per the City's ordinance.

City of Bandon 2022-2023 Annual Budget

MUNICIPAL BUSINESS PLAN

- Continue operating plant in safe effective manner.
- Training of wastewater personnel in water plant operations.

DEPARTMENT OBJECTIVES FOR 2022-2023

- Continue to meet DEQ permit standards.
- Continue ongoing training and acquiring certification requirements for wastewater personnel.
- Continue operating plant at peak optimum levels.
- Continue planning for headworks system upgrade. (CIP)
- Continue planning for Replacement of Fillmore pump station. (CIP)
- Continue planning for U.V. system improvements. (CIP)
- Continue operating plant in safe effective manner.
- Training of wastewater personnel in water plant operations.

STAFFING LEVELS (Full-Time Equivalent)

<u>Position Title</u>	<u>18-19</u>	<u>19-20</u>	<u>20-21</u>	<u>21-22</u>	<u>22-23</u>
Supervisor/Plant Operator	1.00	1.00	1.00	1.00	1.00
Assistant Operator	2.00	2.00	1.00	1.00	1.00
Operator Trainee	0.00	0.50	0.50	0.50	0.50
Clerical*	0.125	0.125	0.125	0.125	0.125
TOTAL	3.125	3.125	2.625	2.625	2.625

All positions are shared with the Water Treatment Plant.

* This position is 1/8 of a clerical support person, shared with the Electrical Department (50%), Public Works Department (25%) and Water Treatment Plant (12.5%).

INDICATORS

<u>Calendar Year</u>	<u>2017</u>	<u>2018</u>	<u>2019</u>	<u>2020</u>	<u>2021</u>
Average daily gallons influent treated	459,259	355,971	440,377	364,667	384,333
<u>Fiscal Year</u>	<u>17-18</u>	<u>18-19</u>	<u>19-20</u>	<u>20-21</u>	<u>21-22</u>
Number of customers	1,756	1,774	1,767	1,832	1,927

City of Bandon 2022-2023 Annual Budget

MUNICIPAL BUSINESS PLAN

PUBLIC WORKS

DEPARTMENT ACTIVITIES AND SERVICE LEVEL DESCRIPTION

The Public Works Department is responsible for maintenance of City streets and drainage facilities, water distribution system, sewage collection system, and parks and recreation facilities. Street Maintenance involves grading, graveling, pothole patching, shoulder mowing, and sweeping all City streets; maintaining city rights-of-way; and maintaining and cleaning all main storm drain lines, catch basins, and drainage ditches. Park Maintenance includes repair, cleaning, and maintenance of various recreational facilities such as the City Park restrooms and playground equipment, Community Center, City Hall and other building maintenance, removal of downed trees and vegetation, and mowing City property. Sewer System Maintenance involves locating sewer laterals, routine inspection of sewer lines, and flushing obstructions from blocked sewer lines. The Department also works closely with contractors to ensure proper installation of lines and taps in accordance with DEQ regulations. Water System Maintenance involves locating main lines, repair of water distribution lines, periodic main line and fire hydrant flushing, installing and maintaining water meters and ensuring that all work, whether installed by City crews or private contractors, is undertaken in compliance with applicable Health Division regulations. The Public Works Department is also responsible for monthly reading of all water meters for water utility billing.

Funding

The street and drainage maintenance activities of the Department are funded primarily by the General Fund and the State Tax Street Fund. Most major capital improvement projects are funded from the Local Option Street Tax Fund, Capital Improvement Fund and the Street SDC Fund. Parks and recreation funding is primarily through the General Fund and the Parks and Recreation Fund, with the Electric Fund contributing money for operation of the Summer Recreation Program. Water and sewer system activities and water meter reading are funded by the Water Fund and Sewer Fund respectively, with those revenues coming from the sale of water and sewer services to utility customers.

In addition to the normal daily operation and maintenance of the streets, water distribution system, sewage collection system, and parks and recreation facilities, the Public Works Department completed the following projects in FY 2021-22

Street Department

- Continued maintaining and improving storm drainage system.
- Continued updates to the Infrastructure Mapping.
- Completed replacement of culvert on Three Woods Drive.
- Continued improvement to South Jetty Path on Edison and 1st Street Endcap.
- Completed paving projects, at
 - Beach Loop and Johnson Creek;
 - 3rd Street southeast of June to Harlem;
 - Oregon Avenue to Monkey Hill;
 - River Road repairs due to roots lifting pavement; and

City of Bandon 2022-2023 Annual Budget

MUNICIPAL BUSINESS PLAN

- Fillmore from 13th Street to 11th Street.

Parks Department

- Continued ongoing equipment maintenance.
- Continued to assist Parks and Recreation Commission with improvements to parks, as noted in the Parks Master Plan.
- Continued improvement of the irrigation in the Southwest corner of City Park.
- Completed reorientation of Baseball field at City Park.

Wastewater Collection Department

- Continued Inflow and Infiltration repairs.
- Continued training all employees on safety programs and all DEQ mandated rules.
- Continued regular main line flushing.
- Continued ongoing equipment maintenance.

Water Distribution Department

- Continued mainline maintenance and flushing.
- Continued hydrant upgrade and replacement.
- Continued main line valve cycling.
- Continued ongoing equipment maintenance.
- Replaced and relocate hydrant at 13th and Highway 101 to be ADA compliant.

DEPARTMENT OBJECTIVES FOR 2022-2023

In addition to the normal daily operation and maintenance of the streets, water distribution system, sewage collection system, and parks and recreation facilities, the Public Works Department anticipates undertaking the following projects

Street Department

- Complete culvert improvements, by
 - Replacing culvert on beach access road;
 - Replacing culvert at 7th Street SW and Beach Loop; and
- Begin drainage improvement in the Gross Creek drainage between 13th St SW and 1st St SW, if funding is available.
- Build reserve funds for Gross Creek Culvert replacements.
- Continue maintaining and improving storm drainage system.
- Continue updating the Infrastructure Mapping.
- Continue installing ADA sidewalk corner ramps - city wide.
- Perform street improvements on Oregon Ave from 1st St - 4th St.
- Repair/replace Ferry Creek Bridge at Riverside Dr.
- Continue Improve South Jetty Path.

City of Bandon 2022-2023 Annual Budget

MUNICIPAL BUSINESS PLAN

Parks Department

- Continue ongoing equipment maintenance.
- Begin Jetty Walkway and Madison Avenue pedestrian/bicycle pathways, if funds are available.
- Complete segments of the Bandon pedestrian/bicycle loop, as funds become available.
- Continue to assist Parks and Recreation Commission with improvements to parks, as noted in the Parks Master Plan.
- Continue improvement to the irrigation in the Southwest corner of City Park.

Wastewater Collection Department

- Recoat/rehabilitate manholes.
- Continue Inflow and Infiltration repairs.
- Continue training all employees on safety programs and all DEQ mandated rules.
- Continue regular main line flushing.
- Continue equipment maintenance.
- Replace mainline in alley between 10th St SW and 11th St SW off Franklin Ave (east side).

Water Distribution Department

- Continue mainline maintenance and flushing.
- Continue hydrant upgrade and replacement.
- Continue main line valve cycling program.
- Continue equipment maintenance program.
- Build reserve funds to replace Ohio Ave SE water line (new HDPE line), if funds are available.

STAFFING LEVELS (Full-Time Equivalents)

<u>Position Title</u>	<u>17-18</u>	<u>18-19</u>	<u>19-20</u>	<u>21-22</u>	<u>22-23</u>
Supervisor					
Streets	0.40	0.40	0.40	0.40	0.40
Park	0.20	0.20	0.20	0.20	0.20
Sewer	0.10	0.10	0.10	0.10	0.10
Water	0.30	0.30	0.30	0.30	0.30
SUB TOTAL	1.00	1.00	1.00	1.00	1.00
Utility Worker					
Street	1.60	1.60	1.60	2.00	2.00
Park	0.40	0.40	0.40	0.50	0.50
Sewer	0.80	0.80	0.80	1.00	1.00

City of Bandon 2022-2023 Annual Budget

MUNICIPAL BUSINESS PLAN

Water	0.70	0.70	0.70	0.88	0.88
Meter Reader	0.50	0.50	0.50	0.62	0.62
SUB TOTAL	4.00	4.00	4.00	6.00	6.00
Support					
Clerical*	0.25	0.25	0.25	0.25	0.25
SUB TOTAL	0.25	0.25	0.25	0.25	0.25
TOTAL	5.25	5.25	5.25	5.25	6.25

* This position is 1/4 of a clerical support person, shared with the Electrical Department (50%), Water Treatment Plant (12.5%) and Wastewater Treatment Plant (12.5%)

City of Bandon 2022-2023 Annual Budget

MUNICIPAL BUSINESS PLAN

ELECTRIC

DEPARTMENT ACTIVITIES AND SERVICE LEVEL DESCRIPTION

The Electric Department is responsible for a safe and reliable source of power to residential, commercial and industrial customers. The Bandon Electric service area includes Bandon and extends from the Coquille River south to Denmark, and from the Pacific Ocean east on 42-S to the Fish Hatchery, and along both sides of US Highway 101.

The City purchases power from Bonneville Power Administration (BPA) and takes delivery at 3 step-down substations located at Bill's Creek, Two Mile and Langlois. From these delivery points the Electric Department distributes approximately 5,917,417 kwh of power to 4,051 customers per month.

The Electric Department is charged with the maintenance of all electric lines, buildings, vehicles and apparatus used to distribute power to its customers. When the budget permits, the Department undertakes additional system upgrade work, such as replacement of overhead with underground lines.

Funding

The activities of the Electric Department are operated primarily out of the Electric Fund and are financed by revenues collected from the sale of electric power to utility customers.

PRIOR YEAR ACCOMPLISHMENTS 2021-2022

- Continued with educational programs, promoting a safe working environment.
- Extend service lines into "joint service areas."
- Continued convert existing overhead lines to underground.
- Continued replacing electric meters with meters that have remote read capabilities, as the budget permits.
- Assisted customers to move electric meters from hazardous locations to safe and accessible locations.
- Further implement on the weatherization and conservation program.
- Continued pole testing and treatment program.
- Cope Lane overhead rebuild.
- VFI repair on Michigan Avenue.
- New conduit for Seabird Village.

DEPARTMENT OBJECTIVES FOR 2022-2023

- Continue with educational programs, promoting a safe working environment.
- Cope Lane, Edna Lane and Goss Road overhead rebuild.
- Extend Town circuit to include Jetty area and 8th Street and Franklin.
- Replace hi voltage cabinets and wire from Harrison and 10th to 11th and Lincoln.
- Replace duct and wire on Edison from 4th to Jetty Road.
- New wire and direction of feed for Ocean Trails Subdivision.
- Bates Road overhead line rebuild.

City of Bandon 2022-2023 Annual Budget

MUNICIPAL BUSINESS PLAN

STAFFING LEVELS (Full-Time Equivalents)

<u>Position Title</u>	<u>18-19</u>	<u>19-20</u>	<u>20-21</u>	<u>21-22</u>	<u>22-23</u>
Supervisor	1.00	1.00	1.00	1.00	1.00
Lineman	3.00	3.00	3.00	4.00	4.00
Apprentice Lineman	2.00	2.00	2.00	1.00	1.00
Meter Reader	0.00	0.00	0.00	0.00	0.00
Groundsman	0.00	0.00	0.00	0.00	0.00
Utility Worker	1.00	0.00	0.00	0.00	0.00
Clerical Asst.*	0.50	0.50	0.50	0.50	0.50
TOTAL	7.50	6.50	6.50	6.50	6.50

* This position is ½ of a clerical support person, shared with the Public Works Department (25%), Water Treatment Plant (12.5%) and Wastewater Treatment Plant (12.5%).

INDICATORS

<u>Fiscal Year</u>	<u>16-17</u>	<u>17-18</u>	<u>18-19</u>	<u>19-20</u>	<u>20-21</u>
No. of Customers	3,767	3,830	3,870	3,938	4,051
<u>Calendar Year</u>	<u>2017</u>	<u>2018</u>	<u>2019</u>	<u>2020</u>	<u>2021</u>
Megawatt Hours Sold	65,186	63,185	65,185	68,771	71,009

City of Bandon 2022-2023 Annual Budget

MUNICIPAL BUSINESS PLAN

PLANNING

DEPARTMENT ACTIVITIES AND SERVICE LEVEL DESCRIPTION

The mission of the Department is to manage the current and long-range planning activities within the City to achieve the optimum pattern of urban development and ensure a high quality of life as defined by the community. Private and public-sector activities are guided by various plans and documents, but principally through the City's Comprehensive Plan and the Bandon Municipal Code, Titles 16 and 17. The Department provides information and assistance to the public at all levels of project planning, as well as dealing with everyday zoning and land use inquiries. Building permits are issued and building code inspections are performed by the Oregon Building Codes Division. The Planning Department does zoning compliance reviews for Building Codes and maintains a separate review process for zoning compliance and enforcement. The Department is also responsible for long-range planning, the cornerstone of the community's vision for the future. This is accomplished through the Comprehensive Plan and special area studies, and affects a wide variety of issues, particularly infrastructure and transportation planning.

The Planning Department supports the Parks and Recreation Commission, with the Planning Manager and Planning Technician attending meetings, preparing documents and plans for the Commission. The planners, with the Parks and Recreation Commission, maintain the City's Tree City USA designation by organizing Arbor Day activities, Earth Day and SOLVE events, and other special activities supported by the Commission.

Funding

The Planning Department is funded primarily out of the General Fund. In July 2020, the Council adopted a new Planning Fee Schedule, which has increased the percentage of our budget recovered by development fees.

PRIOR YEAR ACCOMPLISHMENTS (2021-2022)

- Continued updating Zoning Ordinance in accord with direction from Planning Commission and City Council priorities, providing greater clarity and definition. As part of an annual work program, working towards adoption of Mobile Food Unit Ordinance and Code Cleanup Ordinance.
- Held annual City Council/Planning Commission joint strategic planning session.
- Updated new fee schedule.
- Continued work on City Park Reforestation Plan. Planted 100 trees with community in November. Received grant funding to support a native tree mural in City Park, as part of the annual Arbor Day celebration.
- Received a grant to update the Housing Needs Analysis and Buildable Lands Inventory sections of the City's Comprehensive Plan. Prepared RFP for consultant team.
- Received a grant to update the City's Transportation System Plan. Working with ODOT to refine scope and hire consultant.
- Received a Planning Assistance Grant from DLCD for coastal public access project (Goal 17).

City of Bandon 2022-2023 Annual Budget

MUNICIPAL BUSINESS PLAN

DEPARTMENT OBJECTIVES FOR 2022-2023

- Prepare and adopt annual work plan for the Planning Department.
- Continue updating and revising the City’s development regulations, as needed.
- Continue providing outstanding customer service to the development community and the public.
- Update the Housing Needs Analysis and Buildable Lands Inventory components of the City’s Comprehensive Plan and adopt a Housing Strategy Implementation Plan to address housing needs in Bandon.
- Begin work on the Transportation System Plan update.
- Support the work of the Vegetation Management Coordinator and the Gorse Action Group in the ongoing effort to eradicate Gorse within the Bandon area.
- Hold an annual City Council/Planning Commission joint strategic planning work session.
- Continue implementation of a Geographic Information System program. Work with a consultant to implement an online GIS program to include zoning, infrastructure, and planning maps.
- Pursue appropriate grant opportunities for the department, including for a City Park Master Plan, trail plan and infrastructure funding, public art opportunities, and grants related to Goal 17, as needed.
- Effectively coordinate work activities with appropriate city departments.
- Engage the public in meaningful discussions regarding the future of Bandon. Conduct community outreach as needed by utilizing the Committee for Community Involvement.
- Support on-going education and training for staff by attending conferences, webinars, and meetings.
- Update website to increase transparency, make public documents more accessible, and encourage more public involvement.

STAFFING LEVELS (Full-Time Equivalent)

<u>Position Title</u>	<u>18-19</u>	<u>19-20</u>	<u>20-21</u>	<u>21-22</u>	<u>22-23</u>
Planning Director	.5	1	.25	0	0
Planning Manager	0	0	0	1	1
Sr. City Planner	0	1	1	0	0
City Planner II	1	0	1	1	1
City Planner I		1	0	0	0
Code Compliance Officer	.5	.5	0	0	0
Zoning Compliance	0	0	0	0	0
Vegetation Mgmt. Coordinator	0	0	.5	.5	.5
Planning Assistant	1	0	0	1	1
TOTAL	3	3.5	2.75	3.5	3.5

City of Bandon 2022-2023 Annual Budget

MUNICIPAL BUSINESS PLAN

LIBRARY

DEPARTMENT ACTIVITIES AND SERVICE LEVEL DESCRIPTION

The purpose of the Bandon Public Library is to obtain, organize and make conveniently available a wide range of informational, educational and recreational materials and programs. Library services provided include physical and digital circulated items, computers for public use, and internet access; as well as a broad range of programs for all ages.

The Bandon Public Library is a member of the Coos County Library Service District, which receives its funding through a dedicated tax base. The library is also a member of the broader Coastline Library Network, who work together to share a catalog, materials, and patrons throughout the South Coast.

Funding

The library is operated primarily out of the library fund, which receives most of its revenues from the Coos County Library Service District. Additional funds for programs, materials, and special projects are supplied by the Bandon Library Friends and Foundation.

PRIOR YEAR ACCOMPLISHMENTS 2021-2022

- New community partnerships initiated.
- Authority control collaboration for Coastline Catalog complete.
- Weeding of entire collection complete.

DEPARTMENT OBJECTIVES FOR 2022-2023

- Increase library programming.
- Continue to increase collaborations with community partners.
- Complete self-checkout system project.
- Create a three-year Strategic Plan.

STAFFING LEVELS (Full-Time Equivalent)

Fiscal Year	17-18	18-19	19-20	20-21	21-22	22-23
Director	1	1	1	1	1	1
Assistant Director	1	1	1	0	0	0
Programs Librarian	0.5	0.5	0.5	0	0	0
Library Assistants	2.56	2.45	2.5	3.5	3.25	3.25
Circulation/Cataloger	.38	1	1	0	0	0
Total	5.44	5.95	6	4.5	4.25	4.25

City of Bandon 2022-2023 Annual Budget

MUNICIPAL BUSINESS PLAN

INDICATORS

Each year the library submits a statistical report to the Oregon State Library. Some of the most commonly used indicators of library service, in addition to staffing levels are

<u>Fiscal Year</u>	<u>16-17</u>	<u>17-18</u>	<u>18-19</u>	<u>19-20</u>	<u>20-21*</u>
Circulation	93,256	116,371	124,026	111,407	16,612
Library Visits	130,031	131,277	168,464	97,531	3,489
Programs	296	385	352	151	4
Total Items	60,526	64,196	63,824	60,061	65,490
Total e-Items	65,428	72,490	77,337	102,454	120,607

*20-21 Circulation numbers were impacted by COVID-19 pandemic.

City of Bandon 2022-2023 Annual Budget

MUNICIPAL BUSINESS PLAN

COMMUNITY CENTER (Barn)

DEPARTMENT ACTIVITIES AND SERVICE LEVEL DESCRIPTION

The purpose of “The Barn” is to provide a facility for community meetings, gatherings and special events at a reasonable cost to Bandon City Residents. The facilities also provide a venue for visiting conferences and other for-profit activities, as the calendar permits.

The Barn is also home to the Bandon Senior Center, Dial-a-Ride and hosts the Bandon “EATS” program, which provides a hot meal to participants every Tuesday evening.

The Barn includes a large meeting room than can be divided into four smaller meeting areas, a large commercial kitchen, large dining room, senior center room, a bridal room, restrooms and generous circulation areas.

The configuration allows for simultaneous use for several different functions.

Funding

The Community Center (Barn) is operated primarily out of the General Fund, which receives most of its revenues from property taxes, utility taxes, transient occupancy taxes, and utility in-lieu taxes. User fees make up a small portion of the operating budget.

PRIOR YEAR ACCOMPLISHMENTS 2021-2022

- Survive the pandemic shutdowns.
- Increase marketing efforts to bring more use, conventions, meetings, weddings, etc.
- Review usage pricing to ensure there are minimal hurdles to local community use.
- Continue to update the web page and improve on-line application process.

DEPARTMENT OBJECTIVES FOR 2022-2023

- Increase marketing efforts to bring more use, conventions, meetings, weddings, etc.
- Review usage pricing to ensure there are minimal hurdles to local community use.
- Continue to update the web page and improve on-line application process.

STAFFING LEVELS

The Barn is managed by one contract employee. Maintenance support is provided by the Public Works department.

City of Bandon 2022-2023 Annual Budget

MUNICIPAL BUSINESS PLAN

SPRAGUE THEATER

DEPARTMENT ACTIVITIES AND SERVICE LEVEL DESCRIPTION

The primary purpose of Sprague Theater is to provide a venue for community theatrical productions, concerts, visiting performances, and other cultural performances. The theater also provides a more formal space for stand-alone meetings or for use in combination with the Barn's convention facilities. Construction of the facility was initiated and brought to fruition by the Bandon Lions Club, who remain staunch supporters of the facility today. The facility was eventually donated to the City of Bandon.

The Sprague Theater is home to several community-based organizations who collectively comprise the Bandon Arts Council. These organizations include Bandon Showcase, the Bandon Playhouse, Marlo Dance Studio and New Artist Productions. It is also used by other community organizations, such as the Bandon School District as a venue for special performances and activities.

Funding

The Sprague Theater is operated primarily out of the General Fund, which receives most of its revenues from property taxes, utility taxes, transient occupancy taxes, and utility in-lieu taxes. User fees account for a small portion of the operating cost. Supplemental funding, is received from time to time, for special projects or improvements to the facility.

PRIOR YEAR ACCOMPLISHMENTS 2021-2022

- The Sprague Theater was shut down for the bulk of the fiscal year, but was able to host a few, socially-distanced events.

DEPARTMENT OBJECTIVES FOR 2022-2023

- Traditional activities and events will continue to be supported and encouraged.
- Coordination with community organizations involved with the performing arts will also continue.
- Increased outreach and marketing efforts will also be employed to encourage local usage, increase the number of cultural experiences available to local residents, and to fill open dates on the events calendar.

STAFFING LEVELS

The Theater is managed by one contract employee. Maintenance support is provided by the Public Works Department.

CAPITAL IMPROVEMENT PROGRAM

CHAPTER 4

OVERVIEW	Page 136
--------------------------------	-----------------

This section contains an outline of all major capital projects planned for fiscal year 2018-2019. Those projects which are contained in the Capital Improvement Plan are designated with “CIP” in the budget document pages.

City of Bandon 2022-2023 Annual Budget

CAPITAL IMPROVEMENT PROGRAM

OVERVIEW

FIVE-YEAR CAPITAL IMPROVEMENT PROGRAM

It is the practice of the City of Bandon to develop, maintain and revise when necessary, a continuing Capital Improvement Program (CIP). This CIP covers a five-year planning horizon and identifies facility and infrastructure projects and major equipment and vehicle purchases that the City will undertake during this timeframe. Funding sources are also identified, where known.

BUDGET HIGHLIGHTS

Notable projects include

- **New Ferry Creek Bridge** – This project will include the design, development and construction of a new bridge to replace the existing Ferry Creek Bridge, which is no longer capable of sustaining its design capacity. This project has been approved for approximately 90% funding through the Oregon Department of Transportation. The City will be responsible for a 10% match and any work that may be accomplished outside the funded scope of the project. Design engineering is scheduled for 2018 and construction is expected to begin in late 2019 or early 2021.
- **Jetty Park and Jetty Park Trail** – Projects are planned to improve the connection between Old Town and the Jetty Park. These projects would improve parking and drainage within the Park and construct a formal walking/biking path between Old Town and the Jetty Park area.

The Capital Improvement Program is intended to be a working document and therefore is subject to periodic revision, as City priorities may change and identified funding sources may become available earlier, later or become unavailable.

City of Bandon 2022-2023 Annual Budget

CAPITAL IMPROVEMENT PROGRAM

A Summary of next year's program follows:

FUND	FUND NAME	AVAILABLE RESOURCE	PROPOSED PROJECTS	PROJECT COST	ACCOUNT NO.
100	General Fund	50,000	POLICE CAR	50,000	100-62-750
				<u>50,000</u>	
710	Streets SDC Reimbursement Fund	10,000	CIP - SDC MANUAL UPDATE	10,000	710-50-756
				<u>10,000</u>	
711	Streets SDC Improvement Fund	10,000	CIP - SDC MANUAL UPDATE	10,000	711-50-756
				<u>10,000</u>	
720	Water SDC Reimbursement Fund	10,000	CIP - SDC MANUAL UPDATE	10,000	720-50-756
				<u>10,000</u>	
721	Water SDC Improvement Fund	510,000	CIP - SDC MANUAL UPDATE	10,000	721-50-756
			CIP - 1MG TANK REHABILITATION	250,000	721-50-757
			CIP - 2MG TANK REHABILITATION	250,000	721-50-758
				<u>510,000</u>	
730	Sewer SDC Reimbursement Fund	10,000	CIP - SDC MANUAL UPDATE	10,000	730-50-756
				<u>10,000</u>	
731	Sewer SDC Improvement Fund	10,000	CIP - SDC MANUAL UPDATE	10,000	731-50-756
				<u>10,000</u>	
910	Electric Fund	100,000	SERVICE TRUCK	100,000	910-84-786
		150,000	MATERIAL TRUCK	150,000	910-84-787
				<u>250,000</u>	
941	Water Plant Improvement Fund	502,815	CIP - MASTER PLN / FAC IMP PLN	10,000	941-84-754
			CIP - 2MG SEISMIC PROTEC VALVE	218,474	941-84-756
				<u>228,474</u>	
942	Water Plant Reserve Fund	808,599	CLARIFIER 2	808,599	942-84-751
				<u>808,599</u>	

City of Bandon 2022-2023 Annual Budget

CAPITAL IMPROVEMENT PROGRAM

952	Wastewater Plant Reserve	485,750	CIP - HEADWORKS	485,750	952-84-751
		1,844,240	CIP - FILLMORE AVE PUMP STA	1,844,240	952-84-752
		77,120	CIP - PLANT UV IMPROVEMENTS	77,120	952-84-753
		1,275,000	CIP - I&I STUDY PROJ. 4, 5, 9, 11	1,275,000	952-84-754
				<u>3,682,110</u>	
			TOTAL CITY CAPITAL IMPROVEMENT	<u>5,579,183</u>	
 URBAN RENEWAL					
560	Urban Renewal #1 Fund	544,257	CIP - S JETTY TRL - EDISON END CAP	275,000	560-50-879
			CIP - S JETTY TRL JETTY ENDCAP	<u>150,000</u>	560-50-880
				<u>425,000</u>	
570	Urban Renewal #2 Fund	1,009,403	CIP - SPRAGUE / BARN SIDING AND ROOF	<u>1,009,403</u>	570-50-874
				<u>1,009,403</u>	
			TOTAL URA CAPITAL IMPROVEMENT	<u>1,434,403</u>	

URBAN RENEWAL AGENCY BUDGET

CHAPTER 5

BUDGET MESSAGE	Page 140
MAPS	Page 142
DISTRICT 1	Page 144
DISTRICT 2	Page 146

City of Bandon 2022-2023 Annual Budget


URBAN RENEWAL AGENCY DISTRICT #1 AND #2

DATE 25 April 2022

TO Urban Renewal Agency
Budget Committee

FROM Dan Chandler,
Urban Renewal District Manager
and Budget Officer

SUBJECT FY 2022-2023
Urban Renewal Budget Message



The City of Bandon has two Urban Renewal Areas. Area 1 was established in 1987 and encompasses Old Town, the Woolen Mill area and the South Jetty. Area 2 was established in 1990 and encompasses City Park, the surrounding residential neighborhoods, and 11th Street. The combined total proposed fiscal year 2022-2023 Urban Renewal budget for Area 1 and Area 2 is \$2,348,386. This year, contingencies have been reimplemented in the Urban Renewal Funds.

If time and resources allow, we intend to commence updates to both urban renewal plans over the next two fiscal years.

URBAN RENEWAL AREA 1

The total proposed budget for Area 1 is \$1,258,710, which is 54,143 less than the previous fiscal year budget of \$1,312,853. Projects accounting for the differences includes the beginning of the endcaps for the South Jetty Park trail.

As required by Measure 50 implementation regulations, a Substantial Amendment was made to the Urban Renewal Plan in 1998. That amendment set the maximum amount of indebtedness at \$5,375,225 for Area 1. In 2012, another Substantial Amendment was prepared and approved for the Area 1 Plan, which added projects and increased the maximum amount of indebtedness to \$12,003,980. The increase did not raise property tax rates but was accomplished by extending the time Area 1 will continue to collect revenues from the overlapping taxing districts by 12 years, from 2021 to 2033.

The proposed budget includes proposed Materials and Services expenditures of \$126,338 and includes Legal, Consulting, Audit, Accounting, and Administrative Service costs. The Capital portion of the budget is \$544,257 which includes \$70,000 for the Façade/Sign Loan Program and \$474,257 for other Capital projects. The ending fund balance is \$192,522.

The total Debt Service budget is \$395,593, including \$195,593 for debt service principal and interest payments, and \$200,000 for Bond Reserve (additional principal and interest), which serves as a reserve for subsequent fiscal years.

City of Bandon 2022-2023 Annual Budget

URBAN RENEWAL AGENCY DISTRICT #1 AND #2

URBAN RENEWAL AREA 2

The total proposed budget for Area 2 is \$1,089,676. This is higher than the previous fiscal year budget of \$986,569. Reasons for this increase is a higher beginning balance, which resulted from an adjustment in fund balance, due to the completion of prior financial statements and audits.

As required by Measure 50 implementing regulations, a Substantial Amendment was made in 1998 to the Urban Renewal Plan. That amendment set the maximum amount of indebtedness at \$7,314,821 for Area 2. In 2012, a Minor Amendment was approved for the Area 2 Plan, which added eligible projects, but as a “minor amendment” did not increase the maximum amount of indebtedness beyond \$7,314,821.

The proposed budget includes Materials and Services expenditures of \$65,862 and includes Consulting, Audit, Accounting and Administrative Services, Bank Trust Fees and other Miscellaneous expenditures.

The Capital portion of the proposed budget is \$1,009,403 which is intended to address Capital projects within the UR District. The contingency is \$0.

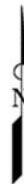
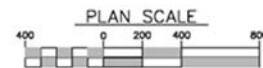
The total Debt Service budget is \$14,411 for loan principal and interest payments, and \$0 in Bond Reserve (additional principal and interest) as the Bond will be paid off during Fiscal Year 2022-23.

City of Bandon 2021-2022 Annual Budget

URBAN RENEWAL AGENCY DISTRICT MAPS

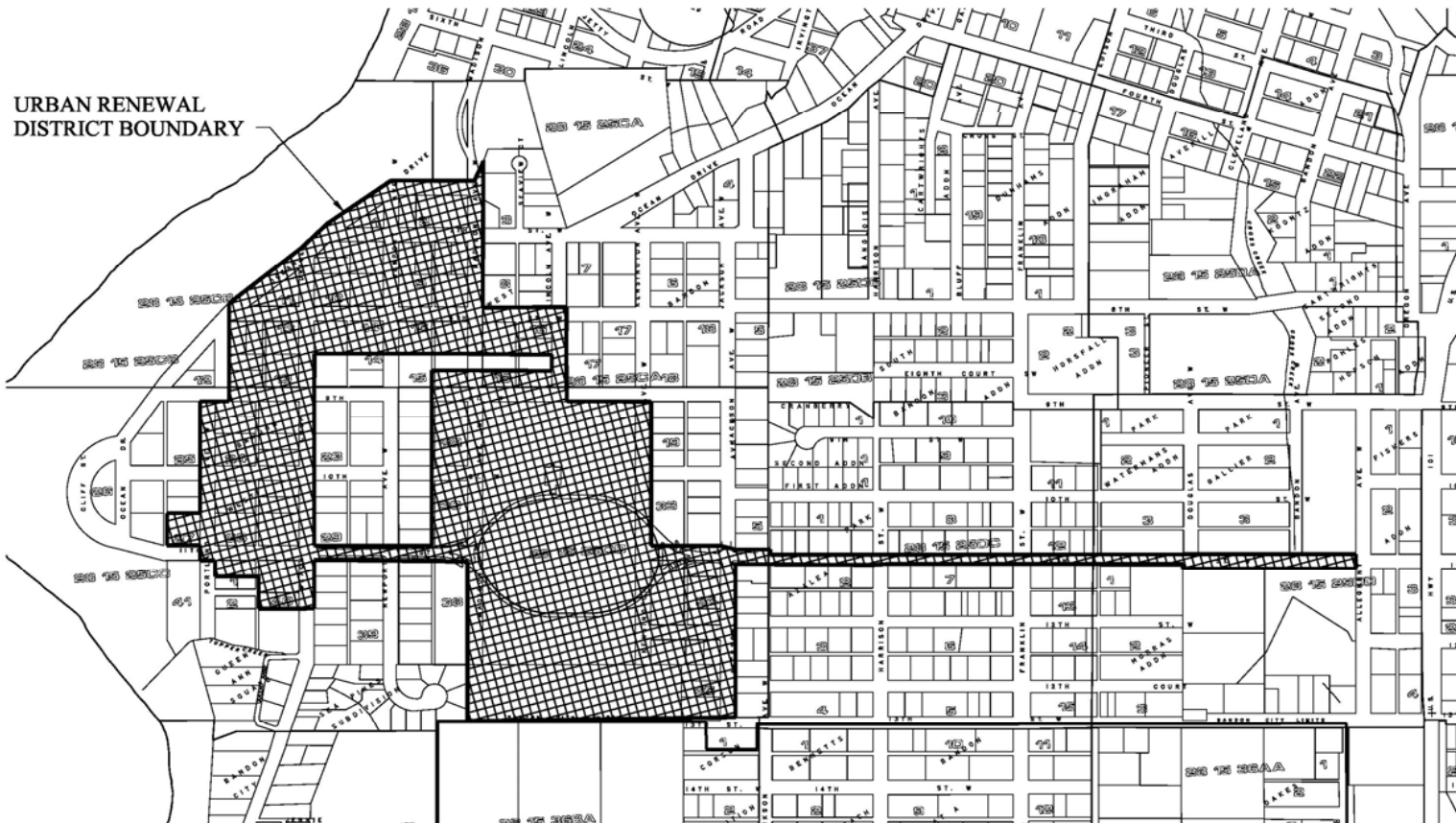


**URBAN RENEWAL
DISTRICT NO. 1**

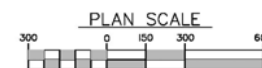


City of Bandon 2021-2022 Annual Budget

URBAN RENEWAL AGENCY DISTRICT MAPS



**URBAN RENEWAL
DISTRICT NO. 2**



City of Bandon 2021-2022 Annual Budget

URBAN RENEWAL AGENCY DISTRICT #1

REVENUES AND OTHER RESOURCES

DETAIL

URBAN RENEWAL DIST #1 (560)

		2019-2020	2020-2021	2021-2022	2022-2023	2022-2023	2022-2023
ACCOUNT NO		ACTUAL	ACTUAL	BUDGET	PROPOSED	APPROVED	ADOPTED
TAXES							
TAXES - CURRENT PROPERTY TAXES	560-401-00	462,797	336,254	326,644	365,140	365,140	0
TAXES - PRIOR PROPERTY TAXES	560-402-00	11,838	24,706	22,000	20,285	20,285	0
TOTAL TAXES		474,635	360,960	348,644	385,425	385,425	0
INTERGOVERNMENTAL							
IN LIEU OF TAX-OTHER	560-439-05	5,858	5,789	6,600	12,602	12,602	0
TOTAL INTERGOVERNMENTAL		5,858	5,789	6,600	12,602	12,602	0
MISCELLANEOUS							
SALE OF ASSETS	560-445-00	268,259	0	0	0	0	0
MISC - INTEREST INCOME	560-450-00	18,328	8,890	17,000	3,500	3,500	0
OTHER	560-489-00	1,250	0	0	0	0	0
TOTAL MISCELLANEOUS		287,837	8,890	17,000	3,500	3,500	0
TOTAL OTHER RESOURCES		768,330	375,639	372,244	401,527	401,527	0
FUND BALANCE							
BEGINNING BALANCE	560-400-00	891,347	1,325,102	940,609	857,183	857,183	0
TOTAL FUND BALANCE		891,347	1,325,102	940,609	857,183	857,183	0
GRAND TOTAL URBAN RENEWAL DIST #1		1,659,677	1,700,741	1,312,853	1,258,710	1,258,710	0

City of Bandon 2021-2022 Annual Budget

URBAN RENEWAL AGENCY DISTRICT #1

EXPENDITURE DETAIL

URBAN RENEWAL DIST #1 (560)

EXPENDITURES

		2019-2020	2020-2021	2021-2022	2022-2023	2022-2023	2022-2023
ACCOUNT NO		ACTUAL	ACTUAL	BUDGET	PROPOSED	APPROVED	ADOPTED
MATERIALS AND SERVICES							
LEGAL COST	560-50-628	0	0	5,000	5,000	5,000	0
CONSULTING SERVICES	560-50-660	18,265	10	30,000	30,000	30,000	0
AUDIT SERVICES	560-50-662	5,000	5,000	5,000	9,338	9,338	0
ACCOUNTING SERVICES	560-50-663	11,253	5,000	10,000	11,500	11,500	0
ADMINISTRATIVE SERVICES	560-50-664	0	10,000	30,000	34,500	34,500	0
PLANNING SERVICE FEE	560-50-665	0	0	8,000	8,000	8,000	0
PUBLIC WORKS SERVICE FEE	560-50-667	0	0	8,000	8,000	8,000	0
OTHER	560-50-749	1,088	0	50,000	20,000	20,000	0
TOTAL MATERIALS AND SERVICES		35,606	20,010	146,000	126,338	126,338	0
CAPITAL OUTLAY							
CIP - WORKFORCE HOUSING PROJ	560-50-852	2,973	0	0	0	0	0
FACADE/SIGN LOAN/GRANT	560-50-856	0	1,041	70,000	70,000	70,000	0
URBAN RENEWAL CAP PROJECTS	560-50-877	1,622	829	0	49,257	49,257	0
SOUTH JETTY TRAIL - EDISON E.C	560-50-879	0	625	325,000	275,000	275,000	0
SOUTH JETTY TRAIL - JETTY E.C.	560-50-880	813	8,142	155,000	150,000	150,000	0
11TH STREET DRAINAGE IMPROV	560-50-881	95,679	0	0	0	0	0
MASONIC LODGE GRANT MATCH	560-50-882	0	2,269	57,800	0	0	0
TOTAL CAPITAL OUTLAY 560 URA 1		101,087	12,906	607,800	544,257	544,257	0
DEBT SERVICE							
BOND RESERVE (1 YR PMT)	560-50-892	0	0	200,000	200,000	200,000	0
LOAN INTEREST	560-50-895	73,172	70,036	46,531	60,264	60,264	0
LOAN PRINCIPAL	560-50-896	124,712	124,906	100,000	135,329	135,329	0
TOTAL DEBT SERVICE		197,884	194,942	346,531	395,593	395,593	0
CONTINGENCIES AND RESERVES							
CONTINGENCY	560-50-980	0	0	212,522	0	0	0
TOTAL CONTINGENCIES AND RESERVES		0	0	212,522	0	0	0
TOTAL EXPENDITURES		334,577	227,858	1,312,853	1,066,188	1,066,188	0
FUND BALANCE							
ENDING FUND BALANCE	560-50-999	1,325,102	1,472,883	0	192,522	192,522	0
TOTAL FUND BALANCE		1,325,102	1,472,883	0	192,522	192,522	0
GRAND TOTAL URBAN RENEWAL DIST #1		1,659,679	1,700,741	1,312,853	1,258,710	1,258,710	0

City of Bandon 2021-2022 Annual Budget

URBAN RENEWAL AGENCY DISTRICT #2

REVENUES AND OTHER RESOURCES

DETAIL

URBAN RENEWAL DIST #2 (570)

		2019-2020	2020-2021	2021-2022	2022-2023	2022-2023	2022-2023
ACCOUNT NO		ACTUAL	ACTUAL	BUDGET	PROPOSED	APPROVED	ADOPTED
TAXES							
TAXES - CURRENT PROPERTY TAXES	570-401-00	159,680	162,531	157,985	173,844	173,844	0
TAXES - PRIOR PROPERTY TAXES	570-402-00	5,530	11,944	10,500	9,812	9,812	0
TOTAL TAXES		165,210	174,475	168,485	183,656	183,656	0
INTERGOVERNMENTAL							
IN LIEU OF TAX-OTHER	570-439-05	3,159	855	855	2,139	2,139	0
TOTAL INTERGOVERNMENTAL		3,159	855	855	2,139	2,139	0
MISCELLANEOUS							
MISC - INTEREST INCOME	570-450-00	14,478	6,287	14,000	4,515	4,515	0
TOTAL MISCELLANEOUS		14,478	6,287	14,000	4,515	4,515	0
TOTAL OTHER RESOURCES		182,847	181,617	183,340	190,310	190,310	0
FUND BALANCE							
BEGINNING BALANCE	570-400-00	601,268	737,489	803,229	899,366	899,366	0
TOTAL FUND BALANCE		601,268	737,489	803,229	899,366	899,366	0
GRAND TOTAL URBAN RENEWAL DIST #2		784,115	919,106	986,569	1,089,676	1,089,676	0

City of Bandon 2021-2022 Annual Budget

URBAN RENEWAL AGENCY DISTRICT #2

EXPENDITURE DETAIL

URBAN RENEWAL DIST #2 (570)

EXPENDITURES

		2019-2020	2020-2021	2021-2022	2022-2023	2022-2023	2022-2023
	ACCOUNT NO	ACTUAL	ACTUAL	BUDGET	PROPOSED	APPROVED	ADOPTED
MATERIALS AND SERVICES							
CONSULTING SERVICES	570-50-660	10,000	0	15,000	15,000	15,000	0
AUDIT SERVICES	570-50-662	5,000	2,000	2,500	4,662	4,662	0
ACCOUNTING SERVICES	570-50-663	0	2,000	10,000	11,470	11,470	0
ADMINISTRATIVE SERVICES	570-50-664	2,800	2,460	18,000	20,730	20,730	0
PLANNING SERVICE FEE	570-50-665	0	0	7,000	7,000	7,000	0
PUBLIC WORKS SERVICE FEE	570-50-667	0	0	7,000	7,000	7,000	0
OTHER	570-50-749	0	69	0	0	0	0
TOTAL MATERIALS AND SERVICES		17,800	6,529	59,500	65,862	65,862	0
CAPITAL OUTLAY							
CIP - PAVING	570-50-785	0	0	80,000	0	0	0
CIP - BALLFIELD IMPROVEMENTS	570-50-786	0	21,564	30,000	0	0	0
MISCELLANEOUS CAPITAL PROJECTS	570-50-874	0	3,522	30,000	1,009,403	1,009,403	0
TOTAL CAPITAL OUTLAY		0	25,086	140,000	1,009,403	1,009,403	0
DEBT SERVICE							
BOND RESERVE (1 YR PMT)	570-50-892	0	0	30,000	0	0	0
LOAN INTEREST	570-50-895	2,616	2,032	1,035	210	210	0
LOAN PRINCIPAL	570-50-896	26,209	26,794	27,790	14,201	14,201	0
TOTAL DEBT SERVICE		28,825	28,826	58,825	14,411	14,411	0
CONTINGENCIES AND RESERVES							
CONTINGENCY	570-50-980	0	0	728,244	0	0	0
TOTAL CONTINGENCIES AND RESERVES		0	0	728,244	0	0	0
TOTAL EXPENDITURES		46,625	60,441	986,569	1,089,676	1,089,676	0
FUND BALANCE							
ENDING FUND BALANCE	570-50-999	737,489	858,665	0	0	0	0
TOTAL FUND BALANCE		737,489	858,665	0	0	0	0
GRAND TOTAL URBAN RENEWAL DIST #2		784,114	919,106	986,569	1,089,676	1,089,676	0