

# **City of Bandon**

## **ANNUAL BUDGET**

**July 1, 2023 – June 30, 2024**



# INDEX

## **CHAPTER 1 BUDGET SUMMARY**

Budget Message.....	1
---------------------	---

## **CHAPTER 2 FUNDS**

General Fund.....	22
Special Revenue Funds.....	40
Enterprise Funds .....	56
Capital Funds .....	90
Debt Service .....	106

## **CHAPTER 3 MUNICIPAL BUSINES PLAN**

Administrative Services .....	111
Public Safety.....	112
Municipal Court.....	115
Fire Protection .....	116
Water Treatment.....	117
Wastewater Treatment .....	119
Public Works.....	121
Electric.....	125
Planning.....	127
Library.....	130
Community Center (Barn).....	132
Sprague Theater.....	133

## **CHAPTER 4 CAPITAL IMPROVEMENT PROGRAM**

OVERVIEW .....	135
----------------	-----

## **CHAPTER 5 URBAN RENEWAL AGENCIES - Districts 1 and 2**

BUDGET MESSAGE .....	138
Maps.....	140
District 1.....	142
District 2.....	144

---


# GENERAL INFORMATION

## CHAPTER 1

# City of Bandon FY 2023-24 Budget

---

**DATE** April 24, 2023  
**TO** Mayor and City Council  
Budget Committee  
**FROM** Dan Chandler  
City Manager



**SUBJECT FISCAL YEAR 2023-24 CITY OF BANDON BUDGET MESSAGE**

The proposed Fiscal Year (FY) 2023-24 budget total is \$35,364,775 which is \$3,293,690 or 10.27% more than the prior FY 2022-23 budget of \$32,071,085. A table and graphic summary of the overall budget, broken down by Category and Fund type with comparisons to FY 2023-24, follows beginning on page 4 of this document.

## **BUDGET FORMAT**

As required by local budget law, the first three columns in the budget schedules show actual revenues and expenditures for the second and third prior fiscal years and the budgeted figures for the immediately preceding fiscal year. The fourth column shows the budget as proposed by the Budget Officer. The fifth and sixth columns are populated as the budget moves through the process of approval by the Budget Committee and adoption by the City Council. Funds that have been closed or combined into other funds will continue to be included and show zero balances each year until all three of the prior year columns show a zero balance and then they can be removed from the budget schedule.

## **INTRODUCTION**

With the exception of challenges imposed by Bandon's charter restrictions, Bandon's financial picture is in decent shape for the coming fiscal year. The City continues to grow our Rainy Day Reserve Fund, but at a slightly slower pace than the past two years.

Bandon faces a couple of significant ongoing additional challenges. First, Bandon's Permanent Tax Rate at \$0.46 per thousand dollars of value, is the lowest in the State of Oregon among communities with over 750 people. It is also the second lowest among communities that provide their own police force.

The lack of Council rate-setting authority is a serious problem. Without rate-setting authority the City cannot avail itself of traditional funding sources like revenue bonds, and will typically pay a higher interest rate on debt. This ultimately costs taxpayers and ratepayers more money over time. The lack of rate setting authority also means that the City cannot access the normal funding sources for infrastructure improvements like a water reservoir, or to replace aging pipes in the water system. Bandon may be the only electric utility in the country where customers have to vote on their own rates.

# City of Bandon FY 2023-24 Budget

Voters will consider ballot measures at the May 16, 2023 election for modest water, sewer and electric rate increases. If those measures do not pass, the City will need to make major changes to the proposed budget to make up the difference for electric, water and sewer.

## BANDON PROPERTY TAX RATES COMPARED TO OTHER COUNTY JURISDICTIONS JUNE 30, 2023

CITY	Permanent Rate (Inside M5)	Local Option Tax (Inside M5)	Bonds (Outside M5)	Urban Renewal Special Levy	TOTAL
Myrtle Point	7.99				7.99
Powers	7.39				7.39
Coos Bay	6.36		.43	.42	7.21
North Bend	6.18	.56		.46	7.20
Coquille	6.10				6.10
<b>Bandon</b>	<b>.46</b>	<b>.85</b>	<b>.79</b>		<b>2.10</b>
Lakeside	.71				.71

On the good news front, as a result of cost-cutting and conservative financial projections, the City budget for the upcoming year will be in sound condition if voters approve electric, water and sewer rate increases. I am also proposing a series of additional changes to the budget that go beyond simply maintaining current levels of service. The City will be setting aside contingency and reserve funds.

### Summary of Significant Proposed Changes

#### One-Time Proposed Changes

Playground Equipment	\$ 46,210	ARPA
Wastewater Clarifier	\$ 30,000	ARPA
Heater for Wastewater Plant	\$ 10,000	ARPA
AEDs and Narcan	\$ 16,000	General Fund
Computers/Tablets/Evidence Scanner	\$ 8,000	General Fund
Utility Management Software	\$ 120,000	Electric

#### Ongoing Proposed Changes

Fifth Patrol Officer	\$ 116,112	General Fund
Utility Worker	\$ 101,205	Electric
Sprague Theater Manager	\$ 80,000	General Fund

# City of Bandon FY 2023-24 Budget

---

## Overall Financial Picture

The City and the Bandon School District are working together to bring a workforce housing project to Bandon in the next year. There are also a couple of smaller workforce projects in the works. These should begin to ease the City's shortage of housing, and will continue to provide modest growth in property tax revenues.

Transient Occupancy Tax (TOT) is holding steady, and revenues should increase with the recent applications to expand and improve motel and hotel lodging in the City. The TOT increase approved by voters last year will provide significant assistance in the creation of tourism-related facilities, and will give some help to the general fund.

The City received \$349,609 from the American Rescue Plan last year, for a two-year total of \$699,218. The City Council has programmed our American Rescue Plan dollars to date, as follows.

Telephone System	\$ 17,183	Replacement for outdated system
Patrol Vehicle	\$ 40,546	Police Department
Radio and equipment for patrol vehicles	\$ 52,040	Police Department
Law Enforcement Incentives	\$ 35,000	Police Department
Tsunami System Updates	\$ 26,525	Updated tsunami towers for emergency response
Supervisory Control & Data Collection (SCADA) System	\$ 50,000	Replacement for failed system at Sewer Plant
Clarifier	\$ 30,000	Equipment for Sewer Plant
Heater	\$ 10,000	Sewer Plant
Workforce Housing Project	\$ 4,755	Affordable housing
TOTAL	\$ 266,049	

# City of Bandon FY 2023-24 Budget

The following provides an overview of the FY 2023-24 Budget as compared to FY 2022-23.

BUDGET SUMMARY						
REVENUES AND EXPENDITURES BY FUND						
FUND CATEGORY	FUNDS	FUND NO.	ADOPTED 2022-23 BUDGET	PROPOSED 2023-24 BUDGET	DIFFERENCE	% CHANGE
GENERAL FUND	<b>GENERAL FUND EXPENSE</b>	100				
	MAYOR & COUNCIL		\$25,715	\$25,715	\$0	0.00%
	ADMINISTRATION		\$306,282	\$355,482	\$49,200	16.06%
	ACCOUNTING & BILLING		\$361,118	\$413,174	\$52,056	14.42%
	MUNICIPAL COURT		\$8,600	\$53,873	\$45,273	526.43%
	POLICE DEPARTMENT		\$1,317,309	\$1,518,442	\$201,133	15.27%
	FIRE DEPARTMENT		\$121,664	\$127,747	\$6,083	5.00%
	STREET DEPARTMENT		\$280,500	\$477,876	\$197,376	70.37%
	PARK DEPARTMENT		\$242,395	\$328,859	\$86,464	35.67%
	PLANNING DEPARTMENT		\$246,372	\$359,445	\$113,073	45.90%
	COMMUNITY CENTER		\$76,274	\$83,755	\$7,481	9.81%
	SPRAGUE THEATER		\$35,500	\$116,000	\$80,500	226.76%
	NON-DEPARTMENTAL		\$1,620,645	\$1,246,239	(\$374,406)	-23.10%
	ENDING FUND BALANCE		\$271,851	\$0	(\$271,851)	-100.00%
	TOTAL G/F EXPENDITURES		<u>\$4,914,225</u>	<u>\$5,106,607</u>	\$192,382	3.91%
	<b>STREETS &amp; DRAINAGE</b>					
SPECIAL REVENUE	STATE TAX STREET FUND	210	\$461,875	\$516,110	\$54,235	11.74%
CAPITAL PROJECTS	STREET SDC - Reimbursement	710	\$276,041	\$328,293	\$52,252	18.93%
CAPITAL PROJECTS	STREET SDC - Improvement	711	\$559,216	\$638,100	\$78,884	14.11%
CAPITAL PROJECTS	LOCAL OPTION STREET TAX	750	\$2,135,802	\$2,680,427	\$544,625	25.50%
CAPITAL PROJECTS	STORM DRAIN SDC - Reimbursement	715	\$138,839	\$215,477	\$76,638	55.20%
CAPITAL PROJECTS	STORM DRAIN SDC - Improvement	716	\$181,913	\$255,601	\$73,688	40.51%
CAPITAL PROJECTS	LOCAL IMPROVEMENT DISTRICTS	640	\$54,879	\$56,124	\$1,245	2.27%
	TOTAL STREET & DRAINAGE		<u>\$3,808,565</u>	<u>\$4,690,132</u>	\$881,567	23.15%
	<b>PARKS &amp; RECREATION</b>					
CAPITAL PROJECTS	PARK & REC DEVELOPMENT	550	\$50,792	\$54,440	\$3,648	7.18%
SPECIAL REVENUE	COMMUNITY BEAUTIFICATION / PARK	250	\$62,317	\$57,712	(\$4,605)	-7.39%
	TOTAL PARKS & REC		<u>\$113,109</u>	<u>\$112,152</u>	(\$957)	-0.85%
	<b>LIBRARY</b>					
SPECIAL REVENUE	LIBRARY	230	\$518,983	\$584,272	\$65,289	12.58%
SPECIAL REVENUE	LIBRARY MEMORIAL	220	\$94,487	\$97,474	\$2,987	3.16%
	TOTAL LIBRARY		<u>\$613,470</u>	<u>\$681,746</u>	\$68,276	11.13%

# City of Bandon FY 2023-24 Budget

BUDGET SUMMARY						
REVENUES AND EXPENDITURES BY FUND (Continued)						
FUND CATEGORY	FUNDS	FUND NO.	2022-23	2023-24	DIFFERENCE	CHANGE
	<b>ELECTRIC</b>					
ENTERPRISE	ELECTRIC	910	\$9,236,962	\$10,454,474	\$1,217,512	13.18%
	TOTAL ELECTRIC		<u>\$9,236,962</u>	<u>\$10,454,474</u>	\$1,217,512	13.18%
	<b>WATER</b>					
ENTERPRISE	WATER	940	\$1,372,662	\$1,373,545	\$883	0.06%
ENTERPRISE	WATER PLANT IMPROVEMENT	941	\$1,018,493	\$830,199	(\$188,294)	-18.49%
ENTERPRISE	WATER PLANT RESERVE FUND	942	\$808,599	\$922,716	\$114,117	14.11%
ENTERPRISE	WATER SDC - Reimbursement	720	\$354,563	\$429,808	\$75,245	21.22%
ENTERPRISE	WATER SDC - Improvement	721	\$1,635,728	\$2,402,517	\$766,789	46.88%
	TOTAL WATER		<u>\$5,190,045</u>	<u>\$5,958,785</u>	\$768,740	14.81%
	<b>SEWER</b>					
ENTERPRISE	SEWER	950	\$1,180,501	\$1,345,003	\$164,502	13.93%
ENTERPRISE	WASTEWATER RESERVE FUND	952	\$4,306,739	\$3,621,152	(\$685,587)	-15.92%
ENTERPRISE	SEWER SDC - Reimbursement	730	\$163,935	\$216,797	\$52,862	32.25%
ENTERPRISE	SEWER SDC - Improvement	731	\$389,791	\$485,174	\$95,383	24.47%
	TOTAL SEWER		<u>\$6,040,966</u>	<u>\$5,668,126</u>	(\$372,840)	-6.17%
	<b>OTHER FUNDS</b>					
SPECIAL REVENUE	TOURISM DEVELOPMENT	240	\$0	\$461,253	\$461,253	
SPECIAL REVENUE	STATE REVENUE SHARING	260	\$85,443	\$113,143	\$27,700	32.42%
SPECIAL REVENUE	BLOCK GRANT	410	\$83,307	\$106,320	\$23,013	27.62%
SPECIAL REVENUE	POLICE RESERVE PROGRAM FUND	151	\$61,977	\$62,522	\$545	0.88%
CAPITAL PROJECTS	CAPITAL IMPROVEMENT	510	\$0	\$0	\$0	0.00%
GENERAL FUND	REVENUE STABILIZATION FUND	110	\$600,000	\$627,721	\$27,721	4.62%
	TOTAL OTHER		<u>\$830,727</u>	<u>\$1,370,959</u>	\$540,232	65.03%
	<b>DEBT SERVICE</b>					
DEBT SERVICE	DEBT SERVICE	365	\$1,092,936	\$1,121,941	\$29,005	2.65%
DEBT SERVICE	LID DEBT SERVICE	636	\$230,080	\$199,853	(\$30,227)	-13.14%
	TOTAL DEBT SERVICE		<u>\$1,323,016</u>	<u>\$1,321,794</u>	(\$1,222)	-0.09%
	<b>GRAND TO TAL</b>		<u><b>\$32,071,085</b></u>	<u><b>\$35,364,775</b></u>	<b>\$3,293,690</b>	<b>10.27%</b>



# City of Bandon FY 2023-24 Budget

---

## BUDGET DOCUMENT SECTIONS

The budget document is divided into the following sections, marked with colored tabs.

### Budget Summary

The Budget Summary section provides a narrative overview of the proposed budget and includes an organizational chart, index to the fund-account numbering system, and the budget calendar.

### Funds

The Funds section of the document outlines the proposed city budget, which will require approval by the City Budget Committee and formal adoption by the City Council. Detailed revenue and expenditure projections are included for each of the City's funds. Funds are categorized and presented by fund type, as noted below:

**General Fund** – The General Fund contains the main operating accounts for the City of Bandon. Many of the usual activities associated with the City are paid for using general fund revenues. Police and Planning activities are examples of General Fund departments. Revenues in this category are available for use however the Mayor and City Council deem lawful and appropriate. The general fund has three main sources of revenue:

- Transient Occupancy Tax
- Property Tax
- Utility taxes, franchise fees, and payments in lieu of taxes from city utilities

**Special Revenue Funds** – Special Revenue Funds are legally restricted to expenditures for specific purposes. Revenues in this category must be used to support the stated purpose for which they are collected. For example:

- Funds from the Coos County Library District may only go to the library.
- State gas tax revenue must go to streets and roads.

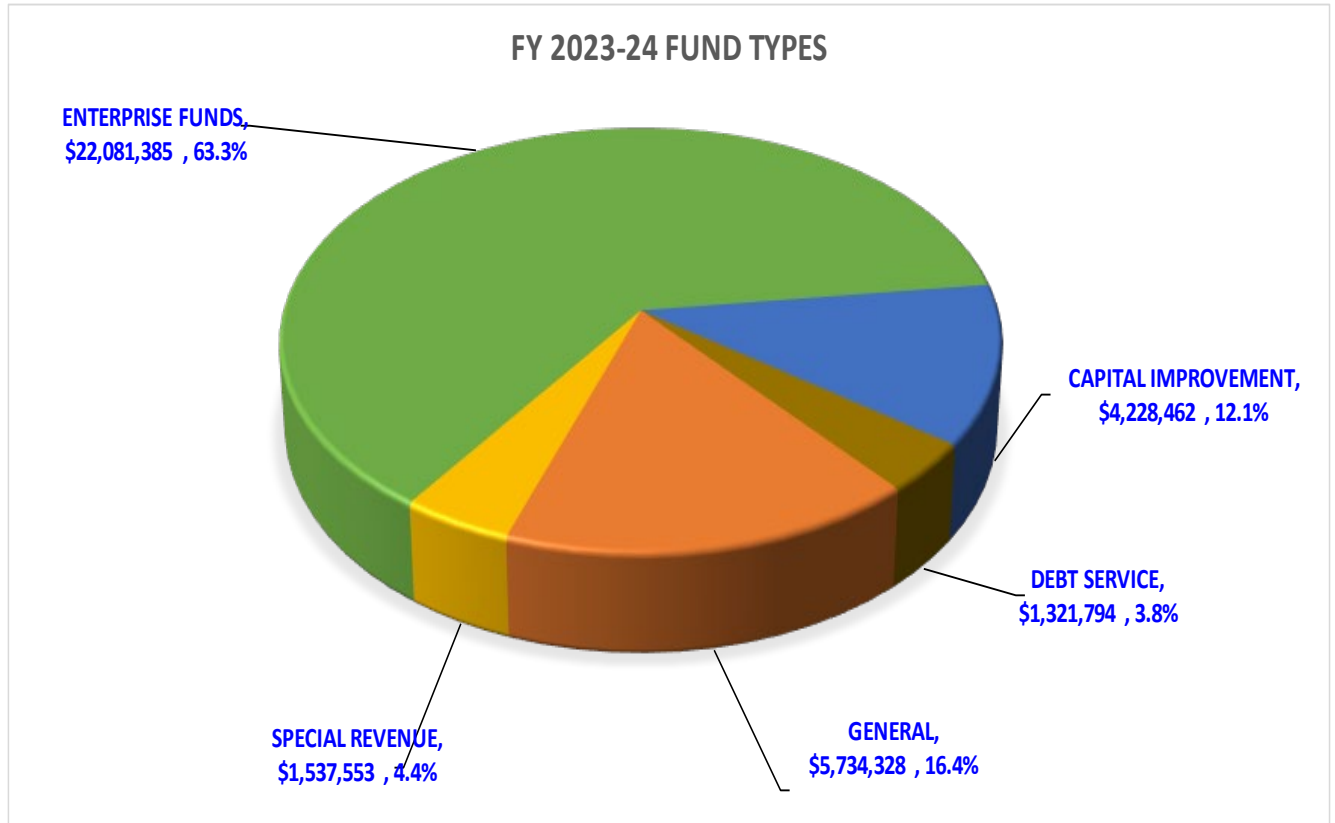
**Enterprise Funds** – Enterprise funds are the main operating accounts for municipal business ventures, such as the Bandon Electric Utility, Bandon Water Utility, and Bandon Wastewater Utility, which are all designed to function on a fee-for-service basis. If expenditures exceed revenues in any of these municipal businesses, the shortfall is covered by the City's general fund. If revenues exceed expenditures, the City may use the "profit" to pay for other City services, leave the revenue in the utility account to cover unexpected or future infrastructure expenses, or do a combination of both options.

**Capital Funds** – Capital funds are monies set aside for the purchase of capital or fixed assets, such as buildings, land, vehicles, equipment, and so forth. Money for capital purchases can come from General, Special or Enterprise Funds so long as the capital purchase is in keeping with the legal purpose of the originating fund. Purchases may also be made by utilizing a combination of funding sources, as long as the capital item is utilized in a reasonably proportional way.

# City of Bandon FY 2023-24 Budget

**Debt Service Funds** – Debt Service Funds are used to make principal and interest payments on short-term and long-term debt of the City.

The chart below illustrates the relative size of each Fund type within the proposed budget.



Within each Fund, revenues are identified by the source from which they are received. Expenditures are broken down into four major categories: Personnel Services (personnel wages, taxes, and benefits); Materials and Services (operating expenses, utilities, supplies, contractual services, etc.); Capital (individual capital projects); and non-Departmental (transfers, contingencies, and other expenses).

## **Municipal Business Plan / Department Summaries**

The Municipal Business Plan section includes a brief descriptive narrative of the City of Bandon along with individual Department summaries, noting past accomplishments and focuses moving forward.

## **Capital Improvement Projects**

The Capital Improvement Project section identifies significant projects or purchases proposed to be accomplished by the City over the next five years. Prioritization and funding availability are the primary drivers for the assignment of specific projects and purchases to any given fiscal year. A 5-year summary table of projects and associated expenditures is included. Continual monitoring and review will provide a structured framework for accomplishing and managing the City's capital investments.

# City of Bandon FY 2023-24 Budget

---

## **PERSONNEL - WAGES AND EMPLOYEE RELATED EXPENSES (EREs)**

The Personnel Services budget within each Fund has been adjusted to include the projected wage and employer-related expenses (EREs) for proposed FY 2023-24 city staff. Being that the City of Bandon is a relatively small community, city staff typically perform duties across more than one department and /or enterprise. These shared responsibilities result in wages and EREs that are also shared among affected departments.

### **Collective Bargaining Agreements**

With the exception of management staff, all City employees are represented by labor unions. The City has four collective bargaining agreements, including the International Brotherhood of Electric Workers (IBEW) representing the Electric Department; the Teamsters Union representing the Police Department; the Teamsters Union representing the Public Works Department, Water Department, and Sewer Department; and the IBEW Union representing Clerical, Planning and Library staff. The City is currently negotiating with IBEW that represents our Electric Department. It is anticipated that these negotiations will be completed prior to July 1, 2023.

### **Employee Wages**

The employee wages in the proposed budget are in compliance with each of the collective bargaining agreements (CBA). Accordingly, this includes normal scheduled step increases for those employees to whom they are due, and a cost-of-living adjustment (COLA) each year, as defined in the respective CBA.

### **Employee Benefits**

Health Insurance: Based on information provided by City County Insurance Services, the City's insurance carrier, the budget includes the following changes in health insurance rates.

Medical	Regence	0.0% Increase
	VSP	4.0% Increase
Dental	Delta	0.0% Increase

Retirement: The anticipated City share of payroll contributions into the employees' retirement programs will increase in FY 2023-24 to 31.85% for Public Employees Retirement System (PERS) employees, 27.87% Oregon Public Service Retirement Plan (OPSRP) regular employees, and 32.66% for OPSRP police employees. The City continues to pick up the 6% share of the PERS and OPSRP contributions for employees. The City also offers employees the opportunity to voluntarily participate in the Corebridge (previously AIG-VALIC) and Mission Square (previously ICMA) deferred compensation programs, which are funded by employee contributions.

## **PROPERTY TAX RATES**

The City's permanent property tax rate remains unchanged at \$0.46 per \$1,000 assessed valuation. This permanent property tax rate is expected to bring in approximately \$235,100 during the FY 2023-24 Fiscal Year. With the Local Option Street Levy at \$0.85 per \$1,000 assessed valuation, and with \$0.79 per \$1,000 assessed valuation levied for General Obligation bond repayments, Bandon's total FY 2022-23 property tax rate was \$2.10 per \$1,000 assessed valuation.

# City of Bandon FY 2023-24 Budget

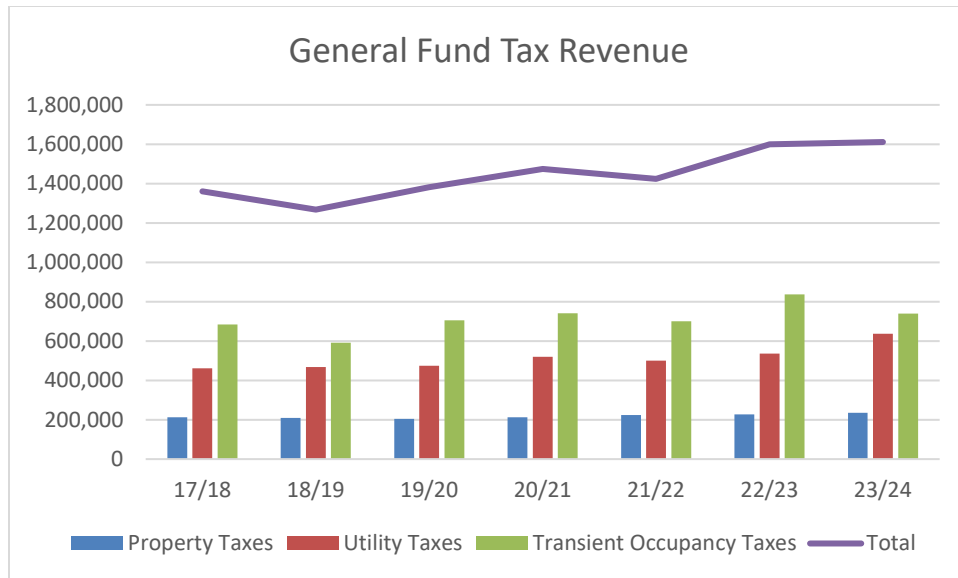
## INTEREST ON INVESTMENTS

The City's cash is currently invested in the Oregon State Treasury's Local Government Investment Pool (LGIP), from which it is periodically transferred into the City's local checking account for monthly payroll and accounts payable expenditures. Interest payments are allocated monthly to each Fund, based on the proportionate share of the total cash balance.

## GENERAL FUND REVENUES

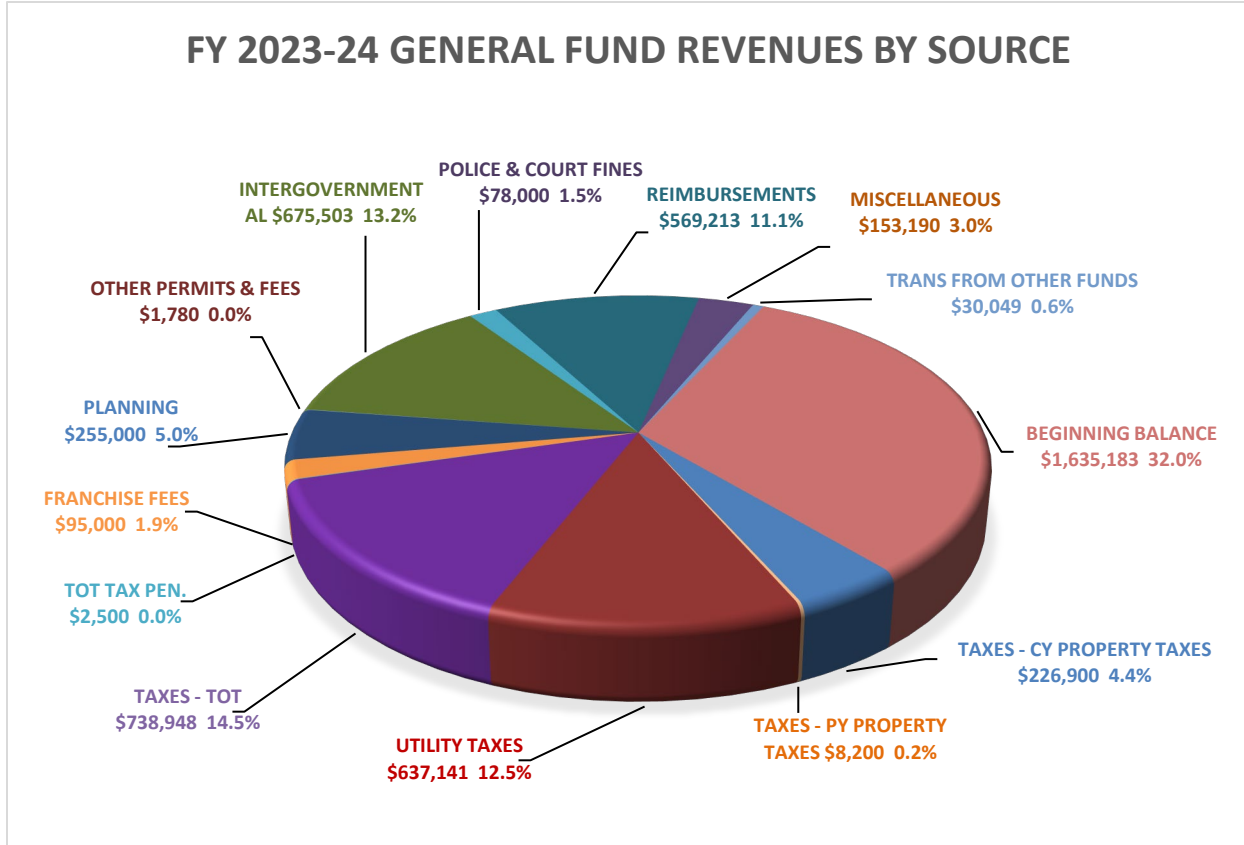
The total proposed General Fund (100) budget is \$5,106,607, which is \$192,382 or 3.91% more than last year.

The largest individual sources of General Fund revenues continue to be utility sales taxes, utility in-lieu fees, utility reimbursements, and the transient occupancy tax (TOT). The remaining major revenue categories include property taxes, beginning fund balances, and other miscellaneous resources. TOT fluctuates while other revenue sources increase slowly.



# City of Bandon FY 2023-24 Budget

The following pie-chart illustrates the General Fund revenue types, by source.



# City of Bandon FY 2023-24 Budget

---

## **DEPARTMENT BUDGETS**

Budget highlights for major City activities follow. A chart illustrating the relative size of each General Fund departmental expenditure category is included on the following page.

### **Mayor and Council**

The Mayor and City Council expenses are charged to the General Fund (100). The total proposed Mayor and Council budget is \$25,715, which is the same as the previous fiscal year.

### **General Administration**

The City's general administration expenses are charged to the General Fund (100) and the three Utility Enterprise Funds [Electric (910), Water (940), and Sewer (950)] to cover their share of administrative responsibilities and expenses. The total proposed Administration budget is \$355,482 which is \$49,200 or 16.06% more than the previous fiscal year. The additional expenditures are primarily due to increases in contractual services.

### **Accounting and Billing Department**

The Accounting and Billing Department expenses are charged to the General Fund (100) and the three Enterprise Funds [Electric (910), Water (940), and Sewer (950)], to cover their share of the accounting and utility billing expenses. The total proposed Accounting and Billing Department budget is \$413,174 which is \$52,056 or 14.42% more than the previous fiscal year. The additional expenditures are primarily due to increases in accounting and audit services.

### **Municipal Court**

The Municipal Court is funded by the General Fund (100). The total proposed budget is \$53,873, which is \$47,273 more than the previous fiscal year. Now that the Municipal Court for traffic offenses is fully functioning, staffing costs have been added. Prior to Bandon having a municipal court, traffic tickets written in Bandon had to be heard in North Bend, and the revenue went to the State and to Coos County. While costs have increased, the increases in revenue more than cover costs.

### **Police Department**

The activities of the Police Department are primarily funded through the General Fund (100). A portion of the contracted dispatching services is paid with the City's share of the State 911 tax, which goes directly to Coos County. The total proposed Police Department budget is \$1,518,442 which is \$201,103 or 15.27% more than the previous fiscal year. The additional expenditures are primarily related to adding 1 Patrol Officer to the Police force and increases in contractual services.

Staffing includes a Chief, a Patrol Sergeant, five Patrol Officers, an Administrative Services Officer, and a part-time Code Compliance Officer. A Reserve Officer supplements police activities from time-to-time.

The Police Department is the largest department funded by the General Fund. Costs for the department shown in the Police Department budget do not include the cost of administration, finance (payroll, accounting, and auditing), and City Hall building maintenance expenses. They also do not

# City of Bandon FY 2023-24 Budget

---

include revenues received from the State 911 tax, which are provided directly to Coos County for operating the 911 system.

## **Fire Protection**

The City of Bandon does not have its own Fire Department. Fire protection is provided through a contract with the Bandon Rural Fire Protection District, with funding from the General Fund (100). The total proposed Fire District Contract budget is \$127,747 which is \$6,083 or 5.00% more than the previous fiscal year. The amount of the annual Fire District payment is indexed to the City's total taxable assessed valuation and is based on an assessment equal to \$.227 per \$1,000 assessed valuation. This was the equivalent rate established in the 1995 agreement between the City and the Fire District, adjusted for increases in the total City assessed valuation. The increase in the payment amount results from the County Assessor's annual adjustment of the total City assessed valuation.

## **Streets and Drainage**

Funds for operation, maintenance, and improvement of the City's streets, sidewalks, and storm drainage systems and are provided from a number of sources, including the General Fund (100), the City's share of the State gas taxes which are deposited into the State Tax Street Fund (210), and capital projects funding from the Street SDC Reimbursement Fund (710), Street SDC Improvement Fund (711), Storm Drainage SDC Reimbursement Fund (715), Storm Drainage SDC Improvement Fund (716), and Local Option Street Tax Fund (750). The total proposed budget for Streets and Drainage is \$4,690,132 which is \$881,567 or 23.15% more than last fiscal year.

## **Parks and Recreation**

Parks and Recreation operation and maintenance is funded through the General Fund (100) and the Community Beautification Fund (250), with capital improvements funded through the Parks and Recreation Development Fund (550). Capital improvement funding is also provided from the Urban Renewal Area One Fund (560), and Urban Renewal Area Two Fund (570), although those expenditures are not reflected in the Parks and Recreation Department budget. The budget also continues to include a \$30,049 contribution from the Electric Fund (910) for the Summer Youth Recreation Program. The total proposed Parks and Recreation budget is \$112,152 which is \$957 or 0.85% less than last year, due to a reduction in anticipated grants. If additional grant funds are obtained, an associated budget amendment will be presented to the City Council for consideration.

The Community Beautification Fund derives its revenues from the garbage franchise fees paid by the garbage franchisee, 100% of which are deposited into this Fund. The total proposed Beautification Fund budget is \$57,712, 7.39% less than the previous fiscal year. Approximately 90.1% of the franchise revenues are budgeted for Contractual Services to pay an outside contractor to provide landscaping maintenance services for many public areas including City Hall, the Visitor Information Center, the Fire Memorial, the Old Town parking lot and Pedway, the Welcome-to-Bandon entry signs, the City Park entrance triangles, the Library, the Community Center (Barn) and associated parking lot islands. Remaining funds are budgeted for benches and trash cans.

# City of Bandon FY 2023-24 Budget

---

## **Planning Department**

The activities of the Planning Department are funded primarily through the General Fund (100). The total proposed Planning Department budget is \$359,445, which is \$113,073 or 45.90% more than the previous fiscal year. The increase supports increases in consulting and contractual services.

The Planning Department also serves as staff to the City's Planning Commission, Parks and Recreation Committee, Citizen Involvement Committee, and emergency preparedness and emergency response planning programs.

## **Community Center**

Revenues and expenditures for the Barn/Community Center are run through the General Fund (100). The proposed budget is \$83,755 which is \$7,481 or 9.81% more than the previous fiscal year. A portion of the Public Works Department employee costs are allocated to maintenance of the Barn/Community Center. The Barn/Community Center receives approximately 25% of its operating budget from rental receipts, the remainder is subsidized by the General Fund. The Barn / Community Center is managed by a contract employee who reports to the City Manager. The Mayor and City Council provide oversight and policy direction to the City Manager regarding operation of the facilities.

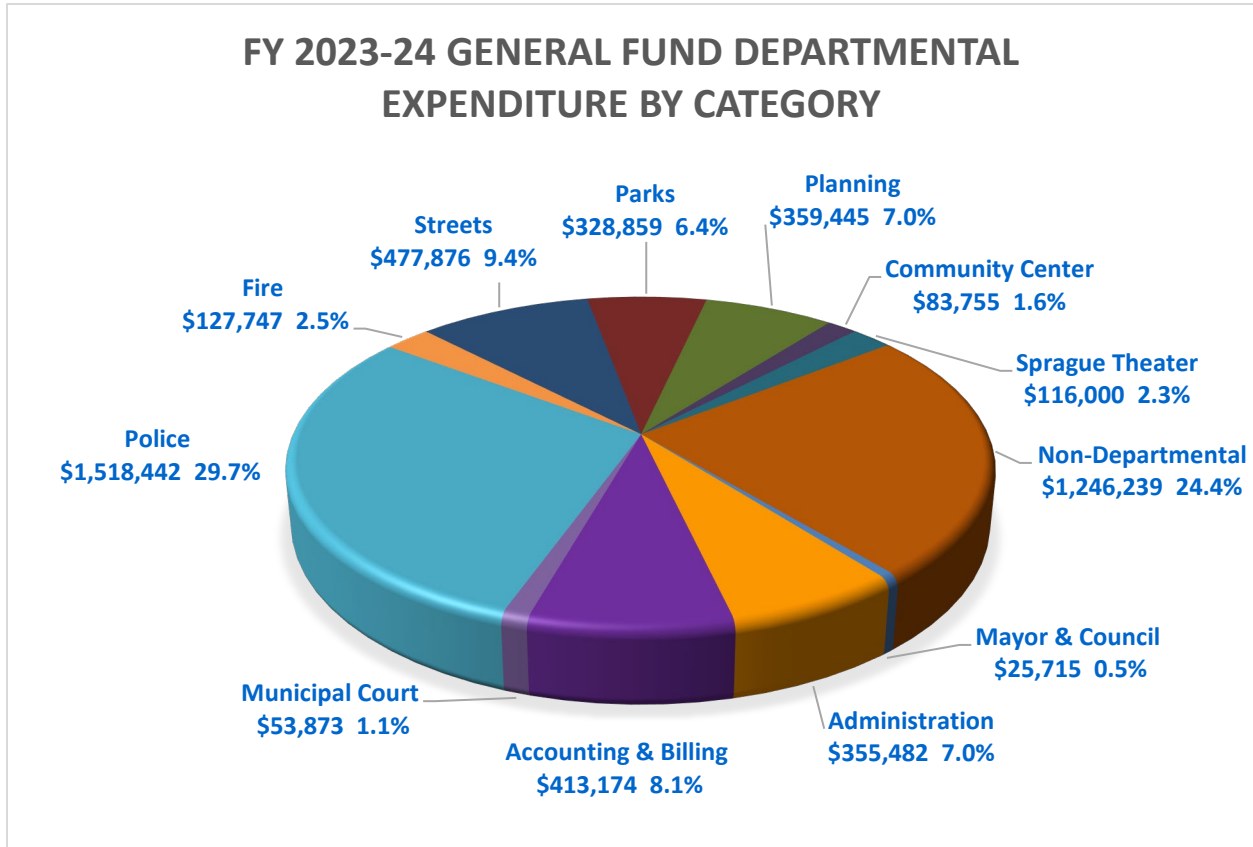
## **Sprague Theater**

Revenues and expenditures for the Sprague Theater are run through the General Fund (100). The proposed budget is \$116,000 which is \$80,500 more than the previous fiscal year. The Sprague Theater receives approximately 15.3% of its operating budget from rental fees and grants. The increase is primarily related to budgeting for a new Theater Manager to run and oversee operations. The Theater Manager will report to the City Manager. The City Council provides oversight and policy direction to the City Manager regarding operation of the facility.



# City of Bandon FY 2023-24 Budget

The following pie chart illustrates the expenditure categories of the General fund.



## Library

The Library is primarily operated out of two funds: the Library Fund (230) and the Library Memorial Fund (220). The total proposed Library budget is \$681,746 which is \$68,276 or 11.13% more than last year. This includes a contingency account of \$71,407. Library operations are subsidized by the General Fund (100), which covers administration, finance (payroll, accounting, and auditing), and building maintenance activities; and the Community Beautification Fund (250), which pays for landscaping maintenance.

The majority of library funding comes from a share of the Library District property taxes collected by the County, which are projected to be the same as last year. Since library taxes can only be used for operation and maintenance but not capital construction, all property tax receipts, fees, fines and rental revenues are deposited into the Library Fund, and are used for personnel, materials, services, and equipment. In addition, certain donations may also be deposited into the Library Memorial Fund, subject to any restrictions which may have been placed on donations by the donors.

# City of Bandon FY 2023-24 Budget

---

## **Electric Department**

The electric utility is funded through the Electric Fund (910), with revenues derived primarily from the sale of electricity to customers inside and outside of the City. The total proposed Electric Department budget is \$10,454,474 which is \$1,217,512 or 13.18% more than the previous fiscal year.

The Electric Utility utilizes Federal funds and the proceeds of a dedicated monthly bill charge (\$.18 per residential customer and \$.00018 per kWh for commercial and industrial customers), which is added to each electric bill to operate a Low Income Energy Assistance Program (LIEAP) to provide bill-paying assistance to qualifying low income electric customers. Both the Federal and the local programs are administered under an agreement with Oregon Coast Community Action. With declining Federal resources, and increasing needs for assistance, the City initiated the Round-Up Program in 2009, through which individual customers can voluntarily agree to have their monthly utility bill “rounded up” to the next whole dollar value. This additional contribution is also used specifically for the Low-Income Assistance Program.

City electric crews continue to accomplish capital improvement, underground power, and line and pole replacement projects in-house, decreasing the need for outside contractors and keeping expenditures as low as possible.

## **Water Department**

Water treatment and distribution activities are funded through the Water Fund (940), with revenues derived primarily from the sale of water while the Water Plant Improvement Fund (941) tracks the capital expenditures that are completed using the base-rate increase that voters approved in November of 2016 election. The Water Plant Reserve Fund (942). Some capital expenditures are also budgeted from the Water SDC Reimbursement Fund (720), and the Water SDC Improvement Fund (721). The total proposed Water Treatment budget is \$5,958,785, which is \$768,740 or 14.81% more than the previous fiscal year.

In addition to the Water Treatment Plant employee costs, 30% of the Public Works Department employee costs are allocated to the Water Department primarily for their work on the water distribution system. Public Works employees are utilized to accomplish capital improvement and line repair/replacement projects, where possible, to decrease the need for outside contractors and to keep expenditures as low as possible.

## **Sewer Department**

Wastewater treatment and collection activities are funded through the Wastewater Fund (950), with revenues derived primarily from the wastewater treatment sales. The Wastewater Reserve Fund (952). Some capital expenditures are also budgeted from the Sewer SDC Reimbursement Fund (730), and the Sewer SDC Improvement Fund (731). The total proposed Wastewater Treatment budget is \$5,668,126, which is \$372,840 or 6.17% less than the previous fiscal year. The Wastewater program contains Systems Development Charge Revenue and General Obligation Bond Reserves for capital projects.

# City of Bandon FY 2023-24 Budget

In addition to the Wastewater Treatment Plant employee costs, 10% of the Public Works Department employee costs are allocated to the Sewer Department primarily for their work on the sewer collection system. As with the Water Utility, Public Works employees are utilized to accomplish capital improvement and line repair/replacement projects for the Wastewater Utility, where possible, to decrease the need for outside contractors and to keep expenditures as low as possible.

## NON-DEPARTMENTAL EXPENDITURES

Expenditures classified as “Non-Departmental Expenditures” do not relate to any specific City Department, such as fireworks and emergency preparedness supplies. This provides a better picture of true department costs.

### State Revenue Sharing Fund (260)

State Revenue Sharing money comes from the State of Oregon and is annually distributed to municipalities. The total proposed State Revenue Sharing Fund (260) budget is \$113,143, which includes \$39,100 to fund grant payments to other organizations, up to \$40,000 for improvements to the City Park, and \$34,043 available for other programming.

A \$3,500 maximum grant payment to other organizations was set by the Budget Committee and City Council to make sure as many organizations as possible could benefit from this revenue. This decision is not binding, however, and could be re-considered if deemed appropriate.

The City has received funding requests from the following community organizations:

ORGANIZATION	FY 2023-24 REQUEST	FY 2023-24 APPROVED
Bandon Community Emergency Response	\$3,500.00	\$3,500.00
Bandon Historical Society Museum	\$3,500.00	\$3,500.00
Bandon Feeds the Hungry	\$3,500.00	\$3,500.00
Bandon Veteran's Guard	\$3,000.00	\$3,000.00
Bob Belloni Ranch, Inc	\$3,500.00	\$3,500.00
Circles in the Sand	\$3,000.00	\$3,000.00
Common Ground Mediation	\$1,000.00	\$1,000.00
Coos County Area Transit - Dial-A-Ride	\$3,500.00	\$3,500.00
Greater Bandon Association	\$3,500.00	\$3,500.00
South Coast Business Employment Corp. - Sr. Nutrition Program	\$3,000.00	\$3,000.00
South Coast Community Garden - Good Earth Community Garden	\$2,600.00	\$2,600.00
The SAFE Project	\$2,000.00	\$2,000.00
Bandon Arts Council	\$3,500.00	\$3,500.00
<b>TOTAL</b>	<b>\$39,100.00</b>	<b>\$39,100.00</b>

# City of Bandon FY 2023-24 Budget

As required by State law, the City will hold a public hearing before the Budget Committee on May 8, 2023, to solicit recommendations regarding how these funds should be allocated. All requests from outside organizations will be presented and reviewed, and a recommendation for distribution will be made by the Budget Committee, following the hearing.

## Block Grant Fund (410)

The total proposed Block Grant Fund (410) budget is \$106,320. The recommended budget includes \$6,320 for Materials and Services, \$40,000 for Façade Loans, and \$60,000 for Loans to Small Businesses for small business start-up, equipment, and construction. Those loans are available in any amount up to \$30,000, for a period up to 15-years, at a fixed interest rate of 1% less than the fixed rate for a 15-year single-family residential mortgage at a local lending institution. There is 1 active loans in the fund. We anticipate building the principal balance of this fund in future years.

## Local Improvement District Fund (640)

The entire Local Improvement District Fund (640) budget of \$56,124 is classified as a Non-Departmental Expenditure since local improvement districts (LIDs) can be formed for various infrastructure improvement projects in any Department.

## DEBT SERVICE FUNDS

The City is currently making payments on 7 existing bonds and loans. Once all of fiscal year 2022-23 payments have been made, the outstanding principal balance on the City's total debt as of July 1, 2023, will be \$8,790,291. The following table lists each of the City's outstanding bonds and loans, together with the type of financing, the purpose, annual payments, final payment year, and remaining balance as of July 1, 2023.

FUND (PRIOR)	TYPE OF FINANCING	PURPOSE	FY 2022-23 PAYMENT	FINAL PAYMENT	07/01/2023 BALANCE
365 (343)	2000 RD Water GO Bond	New Water Plant	\$68,777	2040	\$2,014,703
365 (375)	2009 Water GO Bond	Clarifier & UV	\$35,285	2032	\$466,945
365	2021 GO Bond	Water / Sewer CIP	\$228,722	2036	\$5,041,834
940 (380)	2006 Airport Utility Loan	Water	\$29,801	2030	\$149,510
636	2004 Hwy 101 Sewer LID	Local Imp. District	\$23,431	2034	\$273,625
636	2012 12th Court LID	Local Imp. District	\$1,795	2041	\$61,751
950	1992 Wastewater LID	Local Imp. District	\$60,239	2035	\$781,923
<b>TOTALS</b>			<b>\$448,050</b>		<b>\$8,790,291</b>

\* No property taxes are assessed for these bonds. The 2006 Airport Water and Sewer Bonds are paid by private property owners (68%) and Water SDCs (32%).

\*\* 42% of the 2006 Water GO Bond debt is paid with Water SDCs.

\*\*\* No public funds or property taxes are used to pay LID bonds. Payments are made through assessments against the properties located within the legally described improvement district boundaries.

## CONCLUSIONS AND FUTURE OUTLOOK

# City of Bandon FY 2023-24 Budget

---

Based on the revenue and expenditure projections noted in the proposed budget, the City of Bandon will endeavor to provide an enhanced level of public safety services by adding another police officer.

The City of Bandon continues to be a remarkable place to live, work and visit. Every day, local residents can enjoy the beautiful weather, scenery and recreational opportunities that attract visitors to our community from around the world. Our goal at the city is to continue to improve customer service as efficiently as possible.

City staff continue to work hard to maintain the assets and infrastructure entrusted to them by the residents of the City. They also work to improve the emergency preparedness and resiliency of community members and the City itself.

## **Police Protection**

The FY 2023-24 budget provides for 7 officers to ensure adequate 24/7 police protection. The Police Department is funded primarily by the General Fund.

## **Streets, Drainage, and Pedestrian Facilities**

Adequate funds will be available for basic street, drainage, and capital improvement projects in the near term, but securing adequate funds for their ongoing maintenance and construction of new infrastructure will continue to be a challenge.

While State Tax Street Fund revenues have increased slightly, construction and labor costs have risen faster than revenues.

Although street and storm drainage SDC funds are available, the balances in those funds can decline quickly with the cost a single infrastructure project. SDC funds are also restricted to projects specified in the SDC Plan and for projects associated with capacity building to meet the demands placed on the street and drainage systems by future growth. They cannot be used to pay for ongoing operating expenses.

The largest single resource for the maintenance, repair and construction of street, drainage, and pedestrian facilities is the Local Option Street Tax Fund, which receives its revenue from a local option street tax in the amount of \$.8455 per \$1,000 assessed valuation. This tax was initially approved by the voters in 2001, 2011, and was extended by the voters for an additional 10 years in 2021. This is the maximum length a local option capital tax is allowed by State statutes. As a capital tax, however, it can only be used for capital improvement projects and not for operational expenses.

# City of Bandon FY 2023-24 Budget

---

## **Parks and Recreation**

The Parks Master Plan contains numerous recommendations regarding improvements to the City's Parks and Trail System. Development of additional neighborhood and wayside parks and an extensive walking trail system are also outlined. Parks maintenance is funded through the General Fund, where it has to compete for the same dollars as Police, Fire, Planning and other mandated City activities. Capital improvement funding has been provided primarily from the Parks and Recreation Development Fund, which receives revenue from a 6% fee assessed against some subdivisions in lieu of dedicating open space/park land within the development. A reduction in subdivision development in recent years equates to fewer resources available for parks and recreation.

One of the major concerns expressed by the Parks and Recreation Commission is not only finding funds for constructing and improving recreational facilities such as parks and walking trails, but even more importantly how to finance the ongoing operation and maintenance of existing and proposed facilities.

The most significant current resource for parks and recreation facilities construction is Urban Renewal. The Plans for Urban Renewal Areas 1 and 2 were amended in 2012 and 2021 to include a list of priority projects for future City Park improvements, South Jetty Park improvements, developing small parks within the Urban Renewal areas, and constructing walking trails in those areas within the Area boundaries along the ocean bluff and Beach Loop Drive. The amount of Urban Renewal funds available and the number of parks and recreation projects that can actually be undertaken will depend upon the extent to which the City is successful in obtaining grants which can be matched with these funds. These funding sources are not guaranteed either, as a number of economic development projects within these Urban Renewal Districts could take priority over parks and recreation projects.

## **System Development Charges (SDC's)**

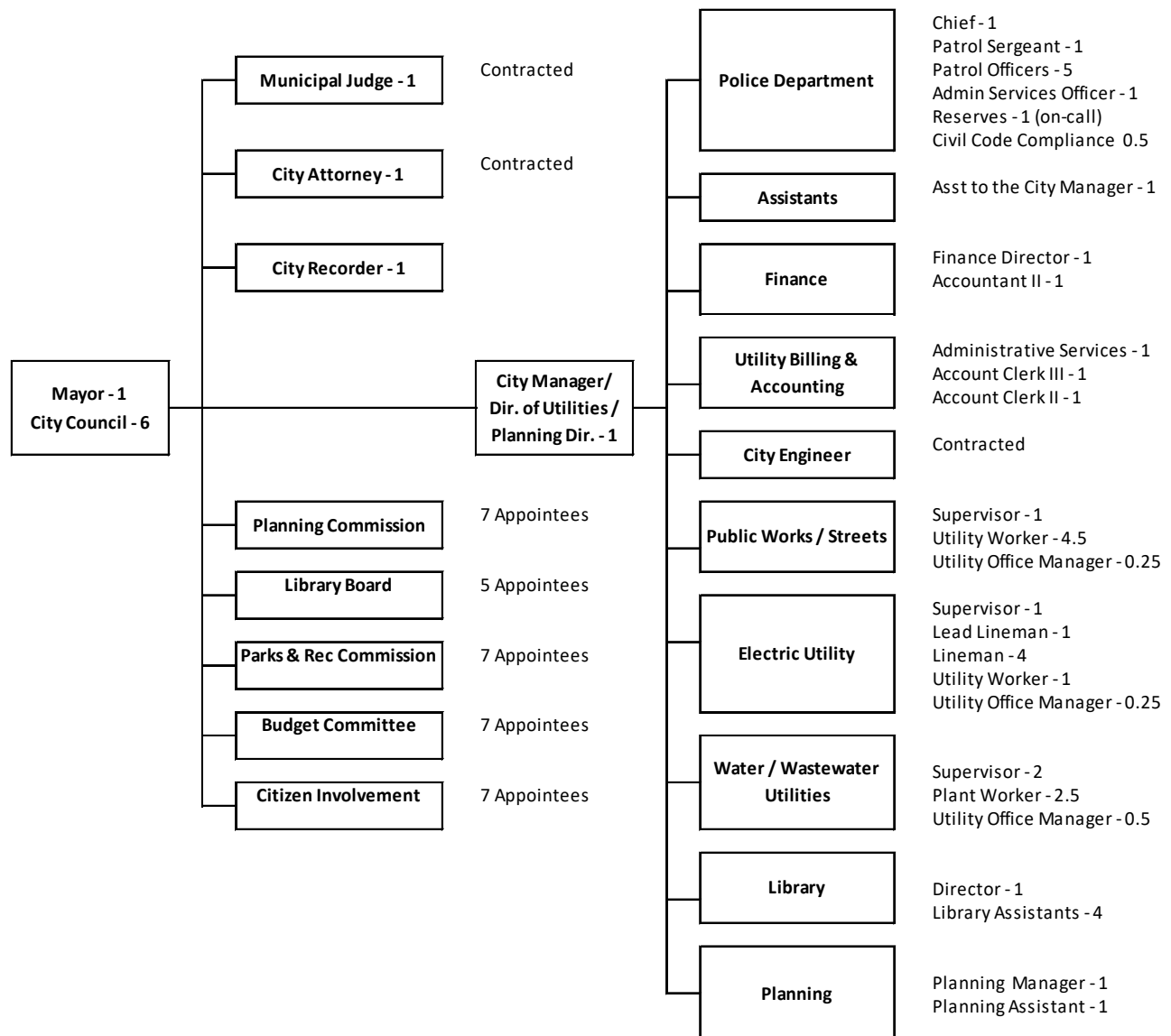
SDC revenues from new development and construction are projected to increase slightly given the small uptick in these activities. SDC's serve as the primary funding source for a large number of capital improvement and system expansion projects, however, these funds are limited. Recent road and drainage projects have reduced the available funding in these accounts for FY 2022-23. However, increased building activity should begin to rebuild those fund balances. Last fall Voters approved a charter amendment restoring the City Council's authority to set Systems Development Charges.

# City of Bandon 2022-2023 Annual Budget

## GENERAL INFORMATION ORGANIZATIONAL CHART

### City of Bandon

#### Organizational Chart Fiscal Year 2023-24



# FUNDS BY TYPE

## CHAPTER 2

<a href="#">General Fund</a> .....	Page 22
<a href="#">Special Revenue Funds</a> .....	Page 40
<a href="#">Enterprise Funds</a> .....	Page 56
<a href="#">Capital Funds</a> .....	Page 90
<a href="#">Debt Service</a> .....	Page 106



# City of Bandon 2023-2024 Annual Budget

## FUNDS BY TYPE GENERAL FUND

REVENUES AND OTHER RESOURCES  
DETAIL  
GENERAL FUND (100)

	ACCOUNT NO	2021-22 ACTUAL	2022-23 BUDGET	2023-24 PROPOSED	2023-24 APPROVED	2023-24 ADOPTED
<b>TAXES</b>						
TAXES - CURRENT PROPERTY TAXES	100-401-00	211,693	215,975	226,900	226,900	
TAXES - PRIOR PROPERTY TAXES	100-402-00	12,619	11,140	8,200	8,200	
<b>TOTAL TAXES</b>		<b>224,312</b>	<b>227,115</b>	<b>235,100</b>	<b>235,100</b>	<b>0</b>
<b>OTHER TAXES</b>						
UTILITY TAXES	100-440-00	535,443	532,090	637,141	637,141	
TAXES - TRANSIENT TAXES	100-408-00	1,046,723	800,000	738,948	738,948	
TRANSIENT OCCUPANCY TAX PEN.	100-408-01	2,154	3,289	2,500	2,500	
<b>TOTAL OTHER TAXES</b>		<b>1,584,320</b>	<b>1,335,379</b>	<b>1,378,589</b>	<b>1,378,589</b>	<b>0</b>
<b>FRANCHISE FEES</b>						
TELEPHONE FRANCHISE	100-404-01	17,523	17,600	15,000	15,000	
TELEVISION FRANCHISE	100-404-02	69,851	65,000	80,000	80,000	
<b>TOTAL FRANCHISE FEES</b>		<b>87,374</b>	<b>82,600</b>	<b>95,000</b>	<b>95,000</b>	<b>0</b>
<b>PLANNING PERMITS</b>						
ZONE CHANGES	100-413-05	0	0	0	0	
PLANNING PERMIT FEES	100-413-09	128,547	115,000	75,000	75,000	
PLANNING SERVICE FEES	100-413-10	188,609	188,609	120,000	120,000	
PLANNING - MISC GRANTS	100-413-20	0	0	60,000	60,000	
<b>TOTAL PLANNING PERMITS</b>		<b>317,156</b>	<b>303,609</b>	<b>255,000</b>	<b>255,000</b>	<b>0</b>
<b>OTHER PERMITS &amp; FEES</b>						
SOCIAL GAMING	100-414-02	467	783	450	450	
AMUSEMENT MACHINES	100-414-03	260	160	200	200	
LICENSES & PERMITS - MISC	100-417-00	410	100	350	350	
LIEN SEARCHES	100-417-01	920	500	780	780	
<b>TOTAL OTHER PERMITS &amp; FEES</b>		<b>2,057</b>	<b>1,543</b>	<b>1,780</b>	<b>1,780</b>	<b>0</b>
<b>INTERGOVERNMENTAL</b>						
LIQUOR TAX	100-422-01	62,216	59,695	69,100	69,100	
CIGARETTE TAX	100-422-02	2,787	2,451	2,600	2,600	
MARIJUANA TAX	100-422-03	3,938	8,500	4,800	4,800	
PAY'T IN LIEU OF FRANCHISE - ELECTRIC	100-439-01	370,137	375,000	458,356	458,356	
PAY'T IN LIEU OF FRANCHISE - WATER	100-439-02	63,312	62,814	71,223	71,223	
PAY'T IN LIEU OF FRANCHISE - SEWER	100-439-03	60,873	61,020	68,550	68,550	
IN LIEU-POL & FIRE-HERITAGE PL	100-439-04	0	2,838	874	874	
<b>TOTAL INTERGOVERNMENTAL</b>		<b>563,263</b>	<b>572,318</b>	<b>675,503</b>	<b>675,503</b>	<b>0</b>

# City of Bandon 2023-2024 Annual Budget

## FUNDS BY TYPE GENERAL FUND

---

### REVENUES AND OTHER RESOURCES

#### DETAIL

#### GENERAL FUND (100)

	ACCOUNT NO	2021-22 ACTUAL	2022-23 BUDGET	2023-24 PROPOSED	2023-24 APPROVED	2023-24 ADOPTED
<b>POLICE &amp; COURT FINES</b>						
CIRCUIT COURT FINES	100-460-00	9,783	15,000	12,000	12,000	
MUNICIPAL COURT FINES	100-461-01	44,277	60,000	60,000	60,000	
MUNICIPAL COURT STATE ASSESS	100-461-03	150	0	0	0	
MUNICIPAL COURT - OTHER	100-461-09	854	1,000	1,000	1,000	
POLICE INCOME	100-463-00	12,359	5,000	5,000	5,000	
<b>TOTAL POLICE &amp; COURT FINES</b>		<b>67,422</b>	<b>81,000</b>	<b>78,000</b>	<b>78,000</b>	<b>0</b>
<b>REIMBURSEMENTS</b>						
INSURANCE EXTERNAL (EMPLOYEE)	100-470-01	15,692	0	0	0	
OTHER REIMBURSEMENTS	100-470-02	0	5,000	0	0	
OTHER EXTERNAL	100-470-09	1,322	1,000	1,600	1,600	
ENGINEERING REIMB	100-471-01	825	1,000	0	0	
PUBLIC WORKS PERMITS	100-471-03	22,139	20,000	10,000	10,000	
REIMB U.R. ADMIN & FINANCE	100-473-03	75,500	78,200	82,110	82,110	
REIMBURSE FINANCE EXPENSE	100-473-05	123,581	124,709	148,032	148,032	
REIMBURSE ADMIN EXPENSE	100-473-06	271,877	274,359	327,471	327,471	
REIMB - W/C LIGHT DUTY TRAINING	100-473-08	0	2,500	0	0	
<b>TOTAL REIMBURSEMENTS</b>		<b>510,936</b>	<b>506,767</b>	<b>569,213</b>	<b>569,213</b>	<b>0</b>
<b>MISCELLANEOUS</b>						
SALE OF ASSETS	100-445-00	3,960	0	0	0	
SPRAGUE THEATER RENT REVENUE	100-446-01	6,551	4,000	6,800	6,800	
SPRAGUE-EQUIPMENT RENT REVENUE	100-446-02	1,625	1,000	1,000	1,000	
SPRAGUE THEATER-GRANTS	100-446-03	15,150	10,000	10,000	10,000	
RENTAL OF LAND	100-447-01	21,758	11,926	11,100	11,100	
COMMUNITY CTR RENT REVENUE	100-448-01	25,022	15,500	21,000	21,000	
INTEREST INCOME	100-450-00	11,820	9,000	32,000	32,000	
GRANTS - MISC	100-474-00	7,171	25,000	40,790	40,790	
GRANTS - POLICE SEATBELT	100-474-02	2,203	2,500	2,500	2,500	
GRANT - POLICE DUII	100-474-03	0	3,000	3,000	3,000	
COMMUNITY CENTER DONATIONS	100-478-04	0	150	0	0	
BOND PROCEEDS	100-487-00	5,500,000	0	0	0	
OTHER	100-489-00	704,013	359,412	15,000	15,000	
DONATIONS	100-489-01	511	200	0	0	
FIREWORKS DONATIONS	100-489-02	9,914	11,000	10,000	10,000	
<b>TOTAL MISCELLANEOUS</b>		<b>6,309,698</b>	<b>452,688</b>	<b>153,190</b>	<b>153,190</b>	<b>0</b>

# City of Bandon 2023-2024 Annual Budget

## FUNDS BY TYPE GENERAL FUND

---

REVENUES AND OTHER RESOURCES

DETAIL

GENERAL FUND (100)

	ACCOUNT NO	2021-22 ACTUAL	2022-23 BUDGET	2023-24 PROPOSED	2023-24 APPROVED	2023-24 ADOPTED
<b>TRANS FROM OTHER FUNDS</b>						
TRANSFER-ST REV SHARING (#260)	100-490-03	0	0	0	0	
ELECTRIC (#910) - SUMMER REC	100-490-04	25,464	27,000	30,049	30,049	
TRANSFER IN - INTERFUND LOAN	100-490-07	0	0	0	0	
<b>TOTAL TRANS FROM OTHER FUNDS</b>		<u>25,464</u>	<u>27,000</u>	<u>30,049</u>	<u>30,049</u>	<u>0</u>
<b>TOTAL OTHER RESOURCES</b>		<u><b>9,692,003</b></u>	<u><b>3,590,019</b></u>	<u><b>3,471,424</b></u>	<u><b>3,471,424</b></u>	<u><b>0</b></u>
<b>FUND BALANCE</b>						
BEGINNING BALANCE	100-400-00	876,638	1,324,206	1,635,183	1,635,183	
PRIOR PERIOD ADJUSTMENT	100-400-01	271,000	0	0	0	
<b>TOTAL FUND BALANCE</b>		<u>1,147,638</u>	<u>1,324,206</u>	<u>1,635,183</u>	<u>1,635,183</u>	<u>0</u>
<b>GRAND TOTAL GENERAL FUND (100)</b>		<u><b>10,839,641</b></u>	<u><b>4,914,225</b></u>	<u><b>5,106,607</b></u>	<u><b>5,106,607</b></u>	<u><b>0</b></u>

# City of Bandon 2023-2024 Annual Budget

## FUNDS BY TYPE GENERAL FUND

---

EXPENDITURE DETAIL

GENERAL FUND (100)

MAYOR & COUNCIL DEPARTMENT

		2021-22	2022-23	2023-24	2023-24	2023-24
	ACCOUNT NO	ACTUAL	BUDGET	PROPOSED	APPROVED	ADOPTED
<b>MATERIALS AND SERVICES:</b>						
MAYOR & COUNCIL	100-51-600	8,800	9,600	9,600	9,600	
4TH OF JULY FIREWORKS	100-51-615	22,815	0	0	0	
OFFICE SUPPLIES	100-51-620	277	1,500	1,500	1,500	
PRINTING/PRINTED MATERIAL	100-51-624	18	550	550	550	
TRAINING & TRAVEL	100-51-650	1,500	8,500	8,500	8,500	
MEMBERSHIPS/SUBSCRIPTIONS	100-51-655	2,976	3,265	3,265	3,265	
OTHER	100-51-749	2,262	2,300	2,300	2,300	
<b>MATERIALS AND SERVICES</b>		<b>38,648</b>	<b>25,715</b>	<b>25,715</b>	<b>25,715</b>	<b>0</b>
<b>TOTAL MAYOR &amp; COUNCIL DEPARTMENT</b>		<b>38,648</b>	<b>25,715</b>	<b>25,715</b>	<b>25,715</b>	<b>0</b>

# City of Bandon 2023-2024 Annual Budget

## FUNDS BY TYPE GENERAL FUND

---

**EXPENDITURE DETAIL**

**GENERAL FUND (100)**

**ADMINISTRATION DEPARTMENT**

	ACCOUNT NO	2021-22 ACTUAL	2022-23 BUDGET	2023-24 PROPOSED	2023-24 APPROVED	2023-24 ADOPTED
<b>PERSONNEL SERVICES:</b>						
REGULAR EMPLOYEES SALARIES & WAGES	100-55-505	59,334	72,340	79,472	79,472	
OVERTIME PAY	100-55-520	905	2,380	1,500	1,500	
HOLIDAY PAY	100-55-521	0	0	0	0	
VACATION REIMB.	100-55-528	0	0	0	0	
SOCIAL SECURITY	100-55-550	4,590	5,534	6,194	6,194	
RETIREMENT	100-55-551	16,679	17,528	22,149	22,149	
HEALTH & LIFE INSURANCE	100-55-552	13,942	19,118	19,132	19,132	
UNEMPLOYMENT	100-55-553	60	902	556	556	
W/C INSURANCE	100-55-555	199	127	228	228	
OFLA	100-55-556	0	0	320	320	
MISC PAYROLL EXPENSE	100-55-560	10,728	0	7,500	7,500	
<b>TOTAL PERSONNEL SERVICES</b>		<b>106,438</b>	<b>117,929</b>	<b>137,051</b>	<b>137,051</b>	<b>0</b>
<b>MATERIALS AND SERVICES:</b>						
OFFICE SUPPLIES	100-55-620	3,033	3,000	3,000	3,000	
OFFICE EQUIPMENT	100-55-621	27,658	8,500	3,000	3,000	
OFFICE FURNITURE	100-55-622	598	0	0	0	
PRINTING/PRINTED MATERIAL	100-55-624	3,539	3,700	3,700	3,700	
LEGAL PUBLICATIONS & NOTICES	100-55-625	5,909	2,500	2,500	2,500	
ELECTION EXPENSE	100-55-626	86	23,000	26,000	26,000	
LEGAL COST	100-55-628	11,261	50,000	35,000	35,000	
UTILITIES	100-55-631	703	2,000	3,700	3,700	
TELEPHONE	100-55-632	0	0	0	0	
BUILDING MAINTENANCE SUPPLIES	100-55-633	1,089	0	0	0	
MISC. EQ. - LIGHT DUTY TRAINING	100-55-636	0	500	500	500	
SAFETY COMMITTEE	100-55-645	0	500	500	500	
EMERGENCY MANAGEMENT SUPPLIES	100-55-649	76	0	0	0	
TRAINING & TRAVEL	100-55-650	1,710	5,000	5,000	5,000	
MEMBERSHIPS	100-55-655	2,654	6,000	5,000	5,000	
CONTRACTUAL SERVICES - JANITOR	100-55-657	20,451	30,000	0	0	
CONTRACTUAL SVCS-DRUG TESTING	100-55-658	776	0	0	0	
CONTRACTUAL SERVICES -ENGINEER	100-55-659	1,330	0	0	0	
CONTRACTUAL SERVICES	100-55-661	69,184	0	76,000	76,000	
INSURANCE	100-55-681	28,394	32,653	38,531	38,531	

# City of Bandon 2023-2024 Annual Budget

## FUNDS BY TYPE GENERAL FUND

---

EXPENDITURE DETAIL

GENERAL FUND (100)

ADMINISTRATION DEPARTMENT

	ACCOUNT NO	2021-22 ACTUAL	2022-23 BUDGET	2023-24 PROPOSED	2023-24 APPROVED	2023-24 ADOPTED
INS. - LOSS PREV DEDUCT	100-55-682	0	10,000	10,000	10,000	
DEBT ISSUANCE COSTS	100-55-690	61,000	0	0	0	
ECON DEVEL-TOUR DEV (CH OF C)	100-55-727	0	0	0	0	
NUISANCE ABATEMENT	100-55-735	0	5,000	0	0	
PERMITS & FEES	100-55-745	738	1,000	1,000	1,000	
OTHER	100-55-749	11,310	5,000	5,000	5,000	
<b>MATERIALS AND SERVICES</b>		251,498	188,353	218,431	218,431	0
<b>TOTAL ADMINISTRATION DEPARTMENT</b>		<b>357,936</b>	<b>306,282</b>	<b>355,482</b>	<b>355,482</b>	<b>0</b>

# City of Bandon 2023-2024 Annual Budget

## FUNDS BY TYPE GENERAL FUND

---

**EXPENDITURE DETAIL**

**GENERAL FUND (100)**

**ACCOUNTING & BILLING DEPT**

		2021-22	2022-23	2023-24	2023-24	2023-24
	ACCOUNT NO	ACTUAL	BUDGET	PROPOSED	APPROVED	ADOPTED
<b>PERSONNEL SERVICES:</b>						
REGULAR EMPLOY SALARIES & WAGES	100-57-505	67,963	73,346	83,378	83,378	
OVERTIME PAY	100-57-520	905	2,000	2,000	2,000	
HOLIDAY PAY	100-57-521	0	0	0	0	
SOCIAL SECURITY	100-57-550	5,224	5,611	6,531	6,531	
RETIREMENT	100-57-551	18,557	18,390	22,511	22,511	
HEALTH & LIFE INSURANCE	100-57-552	20,131	20,099	23,438	23,438	
UNEMPLOYMENT	100-57-553	69	790	556	556	
W/C INSURANCE	100-57-555	202	102	242	242	
OFLA	100-57-556	0	0	318	318	
<b>TOTAL PERSONNEL SERVICES</b>		<b>113,051</b>	<b>120,338</b>	<b>138,974</b>	<b>138,974</b>	<b>0</b>
<b>MATERIALS AND SERVICES:</b>						
OFFICE EQUIPMENT	100-57-611	3,018	6,500	6,500	6,500	
OFFICE SUPPLIES	100-57-620	4,283	5,500	5,500	5,500	
POSTAGE	100-57-623	26,068	28,000	30,000	30,000	
PRINTING/PRINTED MATERIAL	100-57-624	17,230	13,000	14,500	14,500	
UTILITIES	100-57-631	1,238	18,780	11,600	11,600	
TELEPHONE	100-57-632	13,367	0	0	0	
TRAINING & TRAVEL	100-57-650	45	7,000	10,000	10,000	
MEMBERSHIPS	100-57-655	0	1,000	600	600	
CONTRACTUAL SERVICES	100-57-661	90,557	67,000	101,000	101,000	
AUDIT SERVICES	100-57-662	40,676	89,500	90,000	90,000	
BAD DEBTS	100-57-733	391	2,000	2,000	2,000	
OTHER	100-57-749	12,112	2,500	2,500	2,500	
<b>TOTAL MATERIALS AND SERVICES</b>		<b>208,986</b>	<b>240,780</b>	<b>274,200</b>	<b>274,200</b>	<b>0</b>
<b>TOTAL ACCOUNTING &amp; BILLING DEPT</b>		<b>322,037</b>	<b>361,118</b>	<b>413,174</b>	<b>413,174</b>	<b>0</b>

# City of Bandon 2023-2024 Annual Budget

## FUNDS BY TYPE GENERAL FUND

---

EXPENDITURE DETAIL

GENERAL FUND (100)

MUNICIPAL COURT DEPARTMENT

	ACCOUNT NO	2021-22 ACTUAL	2022-23 BUDGET	2023-24 PROPOSED	2023-24 APPROVED	2023-24 ADOPTED
<b>PERSONNEL SERVICES:</b>						
REGULAR EMPLOY SALARIES & WAGES	100-60-505	0	0	27,930	27,930	
OVERTIME PAY	100-60-520	0	0	0	0	
SOCIAL SECURITY	100-60-550	0	0	2,137	2,137	
RETIREMENT	100-60-551	0	0	7,784	7,784	
HEALTH & LIFE INSURANCE	100-60-552	0	0	5,375	5,375	
UNEMPLOYMENT	100-60-553	0	0	196	196	
W/C INSURANCE	100-60-554	0	0	39	39	
OFLA	100-60-555	0	0	112	112	
<b>TOTAL PERSONNEL SERVICES</b>		<b>0</b>	<b>0</b>	<b>43,573</b>	<b>43,573</b>	<b>0</b>
<b>MATERIALS AND SERVICES:</b>						
OFFICE SUPPLIES	100-60-620			300	300	
LEGAL PUBLICATIONS & NOTICES	100-60-625	48	100	200	200	
POSTAGE	100-60-623	5,546	8,000	800	800	
CONTRACTUAL SERVICES	100-60-661	0	0	8,000	8,000	
REIMBURSEMENTS / REFUNDS	100-60-734	0	500	500	500	
OTHER	100-60-749	0	0	500	500	
<b>MATERIALS AND SERVICES</b>		<b>5,594</b>	<b>8,600</b>	<b>10,300</b>	<b>10,300</b>	<b>0</b>
<b>TOTAL MUNICIPAL COURT DEPARTMENT</b>		<b>5,594</b>	<b>8,600</b>	<b>53,873</b>	<b>53,873</b>	<b>0</b>



# City of Bandon 2023-2024 Annual Budget

## FUNDS BY TYPE GENERAL FUND

**EXPENDITURE DETAIL  
GENERAL FUND (100)  
POLICE DEPARTMENT**

	ACCOUNT NO	2021-22 ACTUAL	2022-23 BUDGET	2023-24 PROPOSED	2023-24 APPROVED	2023-24 ADOPTED
<b>PERSONNEL SERVICES:</b>						
REGULAR EMPLOYEES	100-62-505	542,559	547,795	631,114	631,114	
TEMPORARY PART-TIME WAGES	100-62-512	0	0	0	0	
OVERTIME PAY	100-62-520	45,464	25,000	25,000	25,000	
HOLIDAY PAY	100-62-521	21,009	25,000	25,000	25,000	
UNIFORM ALLOWANCE	100-62-527	1,800	2,500	2,500	2,500	
SOCIAL SECURITY	100-62-550	46,555	41,907	52,105	52,105	
RETIREMENT	100-62-551	170,879	156,013	214,502	214,502	
HEALTH & LIFE INSURANCE	100-62-552	143,002	150,361	174,950	174,950	
UNEMPLOYMENT	100-62-553	583	3,835	4,583	4,583	
W/C INSURANCE	100-62-555	11,267	15,438	29,084	29,084	
OFLA	100-62-556	0	0	2,724	2,724	
<b>TOTAL PERSONNEL SERVICES</b>		<b>983,117</b>	<b>967,849</b>	<b>1,161,562</b>	<b>1,161,562</b>	<b>0</b>
<b>MATERIALS AND SERVICES:</b>						
VEHICLE FUEL	100-62-600	23,495	35,000	35,000	35,000	
VEHICLE MAINTENANCE (EXT)	100-62-604	7,095	15,000	20,000	20,000	
OFFICE EQUIPMENT MAINTENANCE	100-62-611	2,594	3,500	11,500	11,500	
OFFICE SUPPLIES	100-62-620	6,170	7,750	7,750	7,750	
POSTAGE	100-62-623	56	0	600	600	
PRINTED MATERIAL	100-62-624	500	0	0	0	
TRAINING EQUIPMENT	100-62-627	5,494	0	0	0	
LEGAL COST	100-62-628	2,645	1,500	4,050	4,050	
UTILITIES	100-62-631	4,096	15,500	15,500	15,500	
TELEPHONE	100-62-632	7,855	0	0	0	
SMALL TOOLS & EQUIPMENT	100-62-640	12,368	32,000	37,000	37,000	
UNIFORMS	100-62-643	7,066	0	0	0	
EMPLOYEE EDUCATION ASSISTANCE	100-62-649	0	4,500	4,500	4,500	
TRAINING & TRAVEL	100-62-650	20,846	20,000	30,000	30,000	
MEMBERSHIPS	100-62-655	900	1,500	1,500	1,500	
CONTRACTUAL SERVICES	100-62-661	96,334	128,000	146,000	146,000	
INSURANCE	100-62-681	30,353	34,910	42,480	42,480	
OTHER	100-62-749	1,017	300	1,000	1,000	
<b>TOTAL MATERIALS AND SERVICES</b>		<b>228,882</b>	<b>299,460</b>	<b>356,880</b>	<b>356,880</b>	<b>0</b>
<b>CAPITAL OUTLAY:</b>						
CIP-MAJOR EQUIPMENT REPLACEMT	100-62-750	0	50,000	0	0	
MINOR EQUIPMENT-NEW	100-62-757	5,000	0	0	0	
<b>TOTAL CAPITAL OUTLAY</b>		<b>5,000</b>	<b>50,000</b>	<b>0</b>	<b>0</b>	<b>0</b>
<b>TOTAL POLICE DEPARTMENT</b>		<b>1,217,000</b>	<b>1,317,309</b>	<b>1,518,442</b>	<b>1,518,442</b>	<b>0</b>

# City of Bandon 2023-2024 Annual Budget

## FUNDS BY TYPE GENERAL FUND

---

EXPENDITURE DETAIL  
GENERAL FUND (100)  
FIRE DEPARTMENT

	ACCOUNT NO	2021-22 ACTUAL	2022-23 BUDGET	2023-24 PROPOSED	2023-24 APPROVED	2023-24 ADOPTED
<b>MATERIALS AND SERVICES:</b>						
CONTRACTUAL SERVICES	100-64-661	115,870	121,664	127,747	127,747	
MATERIALS AND SERVICES		115,870	121,664	127,747	127,747	0
TOTAL FIRE DEPARTMENT		<u>115,870</u>	<u>121,664</u>	<u>127,747</u>	<u>127,747</u>	<u>0</u>

# City of Bandon 2023-2024 Annual Budget

## FUNDS BY TYPE GENERAL FUND

---

EXPENDITURE DETAIL  
GENERAL FUND (100)  
STREET DEPARTMENT

		2021-22	2022-23	2023-24	2023-24	2023-24
	ACCOUNT NO	ACTUAL	BUDGET	PROPOSED	APPROVED	ADOPTED
<b>MATERIALS AND SERVICES:</b>						
VEHICLE FUEL & OIL	100-70-600	17,279	14,000	19,000	19,000	
VEHICLE MAINTENANCE	100-70-604	5,176	10,000	10,000	10,000	
VEHICLE REPAIR (CIP)	100-70-606	0	0	0	0	
OFFICE SUPPLIES	100-70-620	1,109	1,500	1,500	1,500	
UTILITIES	100-70-631	3,978	6,500	6,500	6,500	
TELEPHONE	100-70-632	450	0	0	0	
BUILDING REPAIR	100-70-634	22,377	50,000	50,000	50,000	
SMALL TOOLS & EQUIPMENT	100-70-640	13,056	10,000	10,000	10,000	
SAFETY EQUIPMENT	100-70-642	5,016	6,000	18,000	18,000	
TRAINING & TRAVEL	100-70-650	2,272	10,000	10,000	10,000	
CONTRACTUAL SERVICES	100-70-661	68,169	110,000	40,000	40,000	
INSURANCE	100-70-681	6,447	7,500	9,572	9,572	
TRAFFIC SAFETY SUPPLIES	100-70-706	2,303	15,000	15,000	15,000	
OTHER EQUIP REPAIR & MAINT.	100-70-721	20,814	40,000	40,000	40,000	
<b>MATERIALS AND SERVICES</b>		168,447	280,500	229,572	229,572	0
<b>CAPITAL OUTLAY:</b>						
CIP - MAJOR EQUIPMENT	100-70-750	0	0	248,304	248,304	
<b>TOTAL CAPITAL OUTLAY</b>		0	0	248,304	248,304	0
<b>TOTAL STREET DEPARTMENT</b>		<b>168,447</b>	<b>280,500</b>	<b>477,876</b>	<b>477,876</b>	<b>0</b>

# City of Bandon 2023-2024 Annual Budget

## FUNDS BY TYPE GENERAL FUND

---

**EXPENDITURE DETAIL**

**GENERAL FUND (100)**

**PARKS DEPARTMENT**

		2021-22	2022-23	2023-24	2023-24	2023-24
	ACCOUNT NO	ACTUAL	BUDGET	PROPOSED	APPROVED	ADOPTED
<b>PERSONNEL SERVICES:</b>						
REGULAR EMPLOY SALARIES & WAGES	100-72-505	53,820	59,959	63,445	63,445	
TEMPORARY PART-TIME WAGES	100-72-512	0	25,000	0	0	
OVERTIME PAY	100-72-520	499	1,000	1,000	1,000	
HOLIDAY PAY	100-72-521	0	0	0	0	
SOCIAL SECURITY	100-72-550	4,125	4,587	4,854	4,854	
RETIREMENT	100-72-551	15,293	16,720	19,085	19,085	
HEALTH & LIFE INSURANCE	100-72-552	17,977	19,085	20,090	20,090	
UNEMPLOYMENT	100-72-553	54	420	445	445	
W/C INSURANCE	100-72-555	-6,388	3,724	5,894	5,894	
OFLA	100-72-556	0	0	254	254	
<b>TOTAL PERSONNEL SERVICES</b>		85,380	130,495	115,067	115,067	0
<b>MATERIALS AND SERVICES:</b>						
UTILITIES	100-72-631	16,800	25,000	23,000	23,000	
SMALL TOOLS & EQUIPMENT	100-72-640	3,018	51,000	51,000	51,000	
CONTRACTUAL SERVICES	100-72-661	0	0	25,000	25,000	
INSURANCE	100-72-681	4,259	4,900	5,743	5,743	
PARK SUPPLIES	100-72-708	5,118	0	0	0	
PARK REPAIR & MAINTENANCE	100-72-725	10,847	0	0	0	
SUMMER REC - FEES	100-72-745	25,464	27,000	30,049	30,049	
OTHER	100-72-749	1,626	4,000	4,000	4,000	
<b>MATERIALS AND SERVICES</b>		67,131	111,900	138,792	138,792	0
<b>CAPITAL OUTLAY:</b>						
CIP - MAJOR EQUIPMENT REPLACEMENT	100-72-750	0	0	75,000	75,000	
<b>TOTAL CAPITAL OUTLAY</b>		0	0	75,000	75,000	0
<b>TOTAL PARKS DEPARTMENT</b>		152,511	242,395	328,859	328,859	0

# City of Bandon 2023-2024 Annual Budget

## FUNDS BY TYPE GENERAL FUND

---

**EXPENDITURE DETAIL**

**GENERAL FUND (100)**

**PLANNING DEPARTMENT**

	ACCOUNT NO	2021-22 ACTUAL	2022-23 BUDGET	2023-24 PROPOSED	2023-24 APPROVED	2023-24 ADOPTED
<b>PERSONNEL SERVICES:</b>						
REGULAR EMPLOY SALARIES & WAGES	100-76-505	134,272	130,582	140,983	140,983	
OVERTIME PAY	100-76-520	191	1,000	1,000	1,000	
HOLIDAY PAY	100-76-521	0	0	0	0	
SOCIAL SECURITY	100-76-550	10,286	9,990	10,786	10,786	
RETIREMENT	100-76-551	34,049	31,640	39,292	39,292	
HEALTH & LIFE INSURANCE	100-76-552	31,852	19,763	30,468	30,468	
UNEMPLOYMENT	100-76-553	134	915	987	987	
W/C INSURANCE	100-76-555	2,611	1,732	2,615	2,615	
OFLA	100-76-556	0	0	564	564	
<b>TOTAL PERSONNEL SERVICES</b>		<b>213,395</b>	<b>195,622</b>	<b>226,695</b>	<b>226,695</b>	<b>0</b>
<b>MATERIALS AND SERVICES:</b>						
CITIZEN INVOLVEMENT PROGRAM	100-76-619	54	1,000	1,000	1,000	
OFFICE SUPPLIES	100-76-620	1,613	2,500	10,000	10,000	
PRINTING/PRINTED MATERIAL	100-76-624	4,364	6,000	0	0	
LEGAL PUBLICATIONS & NOTICES	100-76-625	3,609	3,000	3,000	3,000	
LEGAL SERVICES	100-76-628	0	0	10,000	10,000	
UTILITIES	100-76-631	951	2,250	2,250	2,250	
TELEPHONE	100-76-632	150	0	0	0	
EQUIPMENT/FIXTURES	100-76-641	5,849	2,500	0	0	
TRAINING & TRAVEL	100-76-650	520	8,000	4,000	4,000	
MEMBERSHIPS	100-76-655	110	500	500	500	
CONSULTING SERVICES	100-76-660	5,495	15,000	0	0	
CONTRACTUAL SERVICES	100-76-661	4,300	10,000	95,000	95,000	
REFUNDS & REIMBURSEMENTS	100-76-734	5,744	0	5,000	5,000	
OTHER	100-76-749	0	0	2,000	2,000	
<b>MATERIALS AND SERVICES</b>		<b>32,757</b>	<b>50,750</b>	<b>132,750</b>	<b>132,750</b>	<b>0</b>
<b>TOTAL PLANNING DEPARTMENT</b>		<b>246,152</b>	<b>246,372</b>	<b>359,445</b>	<b>359,445</b>	<b>0</b>

# City of Bandon 2023-2024 Annual Budget

## FUNDS BY TYPE GENERAL FUND

---

**EXPENDITURE DETAIL**

**GENERAL FUND (100)**

**COMMUNITY CENTER DEPARTMENT**

		2021-22	2022-23	2023-24	2023-24	2023-24
	ACCOUNT NO	ACTUAL	BUDGET	PROPOSED	APPROVED	ADOPTED
<b>PERSONNEL SERVICES:</b>						
REGULAR EMPLOY SALARIES & WAGES	100-78-505	8,310	9,199	9,759	9,759	
OVERTIME PAY	100-78-520	55	100	100	100	
HOLIDAY PAY	100-78-521	0	0	0	0	
SOCIAL SECURITY	100-78-550	631	704	747	747	
RETIREMENT	100-78-551	2,409	2,628	2,977	2,977	
HEALTH & LIFE INSURANCE	100-78-552	2,662	2,807	2,955	2,955	
UNEMPLOYMENT	100-78-553	8	65	69	69	
W/C INSURANCE	100-78-555	723	571	909	909	
OFLA	100-78-556	0	0	39	39	
<b>TOTAL PERSONNEL SERVICES</b>		<b>14,800</b>	<b>16,074</b>	<b>17,555</b>	<b>17,555</b>	<b>0</b>
<b>MATERIALS AND SERVICES:</b>						
UTILITIES	100-78-631	14,010	18,500	16,000	16,000	
TELEPHONE	100-78-632	889	0	0	0	
LINEN RENTAL	100-78-635	172	1,000	0	0	
MISC EQUIPMENT	100-78-640	805	1,700	1,700	1,700	
CONTRACTUAL SERVICES - JANITOR	100-78-657	5,311	15,000	0	0	
CONTRACTUAL SERVICES	100-78-661	16,426	21,000	43,000	43,000	
WEB & MARKETING	100-78-663	1,260	0	2,500	2,500	
DUCT CLEANING	100-78-685	455	1,000	1,000	1,000	
OTHER	100-78-749	156	2,000	2,000	2,000	
<b>MATERIALS AND SERVICES</b>		<b>39,483</b>	<b>60,200</b>	<b>66,200</b>	<b>66,200</b>	<b>0</b>
<b>CAPITAL OUTLAY:</b>						
CIP - WALK IN FREEZER RETRO	100-78-758	0	0	0	0	
<b>TOTAL CAPITAL OUTLAY</b>		<b>0</b>	<b>0</b>	<b>0</b>	<b>0</b>	<b>0</b>
<b>TOTAL COMMUNITY CENTER DEPARTMENT</b>		<b>54,282</b>	<b>76,274</b>	<b>83,755</b>	<b>83,755</b>	<b>0</b>

# City of Bandon 2023-2024 Annual Budget

## FUNDS BY TYPE GENERAL FUND

---

EXPENDITURE DETAIL  
GENERAL FUND (100)  
SPRAGUE THEATER

	ACCOUNT NO	2021-22 ACTUAL	2022-23 BUDGET	2023-24 PROPOSED	2023-24 APPROVED	2023-24 ADOPTED
<b>PERSONNEL SERVICES:</b>						
REGULAR EMPLOY SALARIES & WAGES	100-79-505	0	0	57,330	57,330	
SOCIAL SECURITY	100-79-550	0	0	4,386	4,386	
RETIREMENT	100-79-551	0	0	15,978	15,978	
UNEMPLOYMENT	100-79-553	0	0	230	230	
W/C INSURANCE	100-79-555	0	0	1,616	1,616	
OFLA	100-79-556	0	0	460	460	
<b>TOTAL PERSONNEL SERVICES</b>		<b>0</b>	<b>0</b>	<b>80,000</b>	<b>80,000</b>	<b>0</b>
<b>MATERIALS AND SERVICES:</b>						
OFFICE SUPPLIES	100-79-620	25	200	200	200	
TELEPHONE	100-79-632	1,229	1,700	1,700	1,700	
BUILDING MAINTENANCE SUPPLIES	100-79-633	168	2,000	2,000	2,000	
ROYALTIES	100-79-634	0	600	600	600	
MISC. EQUIPMENT	100-79-640	0	2,000	2,000	2,000	
CONTRACTUAL SERVICES - JANITOR	100-79-657	2,395	4,500	0	0	
CONTRACTUAL SERVICES	100-79-661	17,255	23,000	25,500	25,500	
WEB/MARKETING	100-79-663	1,260	0	2,500	2,500	
OTHER	100-79-749	561	1,500	1,500	1,500	
<b>MATERIALS AND SERVICES</b>		<b>22,893</b>	<b>35,500</b>	<b>36,000</b>	<b>36,000</b>	<b>0</b>
<b>TOTAL SPRAGUE THEATER</b>		<b>22,893</b>	<b>35,500</b>	<b>116,000</b>	<b>116,000</b>	<b>0</b>

# City of Bandon 2023-2024 Annual Budget

## FUNDS BY TYPE GENERAL FUND

**EXPENDITURE DETAIL**

**GENERAL FUND (100)**

**NON-DEPARTMENTAL**

	ACCOUNT NO	2021-22 ACTUAL	2022-23 BUDGET	2023-24 PROPOSED	2023-24 APPROVED	2023-24 ADOPTED
<b>PERSONNEL SERVICES:</b>						
OVERTIME PAY - POLICE GRANT	100-90-520	4,752	5,000	0	0	
SOCIAL SECURITY	100-90-550	364	375	0	0	
HEALTH & LIFE INSURANCE	100-90-552	1,028	1,200	0	0	
<b>TOTAL PERSONNEL SERVICES</b>		<b>6,144</b>	<b>6,575</b>	<b>0</b>	<b>0</b>	<b>0</b>
<b>MATERIALS AND SERVICES:</b>						
4TH OF JULY FIREWORKS	100-90-615	0	20,000	20,000	20,000	
GORSE MITIGATION	100-90-646	0	0	90,000	90,000	
CONTRACTUAL SVCS	100-90-661	0	52,000	90,442	90,442	
INSURANCE REIMBURSEMENT	100-90-683	0	15,000	15,000	15,000	
ECON DEVEL-TOUR DEV (CH OF C)	100-90-738	145,861	153,788	0	0	
EMERGENCY MANAGEMENT SUPPLIES	100-90-739	5,840	4,500	4,500	4,500	
WEB/MARKETING	100-90-745	4,076	6,000	6,000	6,000	
OTHER	100-90-749	15,187	0	50,000	50,000	
<b>MATERIALS AND SERVICES</b>		<b>170,965</b>	<b>251,288</b>	<b>275,942</b>	<b>275,942</b>	<b>0</b>
<b>CAPITAL OUTLAY:</b>						
TRANSFER TO FUND 510	100-90-752	0	0	0	0	
CIP - OTHER	100-90-787	189,922	0	0	0	
<b>TOTAL CAPITAL OUTLAY</b>		<b>189,922</b>	<b>0</b>	<b>0</b>	<b>0</b>	<b>0</b>
<b>TRANS TO OTHER FUNDS</b>						
TRANSFER TO REVENUE STABILIZATION FU	100-90-753	0	600,000	20,000	20,000	
TRANSFER TO OTHER FUND	100-90-954	141,853	0	40,000	40,000	
TRANSFER IN FROM 100	100-90-955	5,439,000	0	0	0	
<b>TOTAL TRANS FROM OTHER FUNDS</b>		<b>5,580,853</b>	<b>600,000</b>	<b>60,000</b>	<b>60,000</b>	<b>0</b>
<b>CONTINGENCIES &amp; RESERVES:</b>						
CONTINGENCY	100-90-980	0	78,789	477,129	477,129	
RESCUE ACT CONTINGENCY	100-90-981	0	683,993	433,168	433,168	
<b>TOTAL CONTINGENCIES &amp; RESERVES</b>		<b>0</b>	<b>762,782</b>	<b>910,297</b>	<b>910,297</b>	<b>0</b>
<b>TOTAL NON-DEPARTMENTAL</b>		<b>5,947,884</b>	<b>1,620,645</b>	<b>1,246,239</b>	<b>1,246,239</b>	<b>0</b>
<b>FUND BALANCE</b>						
ENDING FUND BALANCE	100-90-999	0	271,851	0	0	
<b>TOTAL FUND BALANCE</b>		<b>0</b>	<b>271,851</b>	<b>0</b>	<b>0</b>	<b>0</b>
<b>GRAND TOTAL GENERAL FUND (100)</b>		<b>8,649,254</b>	<b>4,914,225</b>	<b>5,106,607</b>	<b>5,106,607</b>	<b>0</b>



# City of Bandon 2023-2024 Annual Budget

## FUNDS BY TYPE GENERAL FUND

---

REVENUES AND OTHER RESOURCES  
DETAIL  
REVENUE STABILIZATION FUND (110)

	ACCOUNT NO	2021-22 ACTUAL	2022-23 BUDGET	2023-24 PROPOSED	2023-24 APPROVED	2023-24 ADOPTED
<b>MISCELLANEOUS</b>						
INTEREST	110-450-00	0	0	4,100	4,100	
<b>TOTAL MISCELLANEOUS</b>				4,100	4,100	0
<b>TRANS FROM OTHER FUNDS</b>						
TRANSFER IN FROM 100	110-490-00	0	600,000	20,000	20,000	
<b>TOTAL TRANS FROM OTHER FUNDS</b>		0	600,000	20,000	20,000	0
<b>FUND BALANCE</b>						
BEGINNING FUND BALANCE	110-400-00	0	0	603,621	603,621	
<b>TOTAL FUND BALANCE</b>		0	0	603,621	603,621	0
<b>GRAND TOTAL REV STABILIZATION FUND (110)</b>		0	600,000	627,721	627,721	0

# City of Bandon 2023-2024 Annual Budget

## FUNDS BY TYPE GENERAL FUND

---

EXPENDITURE DETAIL

REVENUE STABILIZATION FUND (110)

	ACCOUNT NO	2021-22 ACTUAL	2022-23 BUDGET	2023-24 PROPOSED	2023-24 APPROVED	2023-24 ADOPTED
<b>CONTINGENCIES &amp; RESERVES:</b>						
RESERVE	110-90-970	0	450,000	450,000	450,000	
PERS RESERVE	110-90-971	0	150,000	150,000	150,000	
CONTINGENCY	110-90-980	0	0	27,721	27,721	
<b>TOTAL CONTINGENCIES &amp; RESERVES</b>		<b>0</b>	<b>600,000</b>	<b>627,721</b>	<b>627,721</b>	<b>0</b>
<b>FUND BALANCE</b>						
ENDING FUND BALANCE	110-90-999	0	0	0	0	
<b>TOTAL FUND BALANCE</b>		<b>0</b>	<b>0</b>	<b>0</b>	<b>0</b>	<b>0</b>
<b>GRAND TOTAL REV STABILIZATION FUND (110)</b>		<b>0</b>	<b>600,000</b>	<b>627,721</b>	<b>627,721</b>	<b>0</b>

# City of Bandon 2023-2024 Annual Budget

## FUNDS BY TYPE SPECIAL REVENUE FUNDS

---

REVENUES AND OTHER RESOURCES  
DETAIL  
POLICE RESERVE PROGRAM FUND

	ACCOUNT NO	2021-22 ACTUAL	2022-23 BUDGET	2023-24 PROPOSED	2023-24 APPROVED	2023-24 ADOPTED
<b>MISCELLANEOUS</b>						
INTEREST INCOME	151-450-00	288	300	700	700	
MISC - GRANT	151-474-00	0	250	0	0	
MISC - DONATIONS	151-489-01	7,005	4,500	4,500	4,500	
K-9 DONATIONS	151-489-02	65	200	0	0	
HOLIDAY WITH A HERO DONATIONS	151-489-03	5,771	4,700	4,700	4,700	
<b>TOTAL MISCELLANEOUS</b>		<b>13,129</b>	<b>9,950</b>	<b>9,900</b>	<b>9,900</b>	<b>0</b>
<b>FUND BALANCE</b>						
BEGINNING FUND BALANCE	151-400-00	46,265	52,027	52,622	52,622	
<b>TOTAL FUND BALANCE</b>		<b>46,265</b>	<b>52,027</b>	<b>52,622</b>	<b>52,622</b>	<b>0</b>
<b>GRAND TOTAL POLICE RESERVE FUND (151)</b>		<b>59,394</b>	<b>61,977</b>	<b>62,522</b>	<b>62,522</b>	<b>0</b>

# City of Bandon 2023-2024 Annual Budget

## FUNDS BY TYPE SPECIAL REVENUE FUNDS

---

EXPENDITURE DETAIL

POLICE RESERVE PROGRAM FUND

	ACCOUNT NO	2021-22 ACTUAL	2022-23 BUDGET	2023-24 PROPOSED	2023-24 APPROVED	2023-24 ADOPTED
<b>MATERIALS AND SERVICES:</b>						
PROGRAM MATERIALS	151-62-690	0	31,968	20,409	20,409	
HOLIDAY WITH A HERO EXPENSE	151-62-745	3,384	14,514	16,618	16,618	
K-9 EXPENSE	151-62-746	0	15,495	15,495	15,495	
<b>MATERIALS AND SERVICES</b>		<b>3,384</b>	<b>61,977</b>	<b>52,522</b>	<b>52,522</b>	<b>0</b>
<b>CAPITAL OUTLAY:</b>						
MINOR EQUIPMENT-NEW	151-62-757	4,474	0	10,000	10,000	
<b>TOTAL CAPITAL OUTLAY</b>		<b>4,474</b>	<b>0</b>	<b>10,000</b>	<b>10,000</b>	<b>0</b>
<b>TOTAL POLICE RESERVE PROGRAM FUND (151)</b>		<b>7,858</b>	<b>61,977</b>	<b>62,522</b>	<b>62,522</b>	<b>0</b>
<b>FUND BALANCE</b>						
ENDING FUND BALANCE	151-90-999	0	0	0	0	0
<b>TOTAL FUND BALANCE</b>		<b>0</b>	<b>0</b>	<b>0</b>	<b>0</b>	<b>0</b>
<b>GRAND TOTAL POLICE RESERVE FUND (151)</b>		<b>7,858</b>	<b>61,977</b>	<b>62,522</b>	<b>62,522</b>	<b>0</b>

# City of Bandon 2023-2024 Annual Budget

## FUNDS BY TYPE SPECIAL REVENUE FUNDS

---

**REVENUES AND OTHER SOURCES**

**DETAIL**

STATE TAX STREET FUND (210)	ACCOUNT NO	2021-22 ACTUAL	2022-23 BUDGET	2023-24 PROPOSED	2023-24 APPROVED	2023-24 ADOPTED
<b>INTERGOVERNMENTAL</b>						
STATE STREET TAX	210-422-03	267,426	244,584	275,049	275,049	
<b>TOTAL INTERGOVERNMENTAL</b>		<u>267,426</u>	<u>244,584</u>	<u>275,049</u>	<u>275,049</u>	<u>0</u>
<b>MISCELLANEOUS</b>						
SALE OF ASSETS	210-445-00	0	0	0	0	
INTEREST INCOME	210-450-00	1,212	1,270	3,700	3,700	
OTHER	210-489-00	0	0	0	0	
<b>TOTAL MISCELLANEOUS</b>		<u>1,212</u>	<u>1,270</u>	<u>3,700</u>	<u>3,700</u>	<u>0</u>
<b>TOTAL OTHER RESOURCES</b>		<u><b>268,638</b></u>	<u><b>245,854</b></u>	<u><b>278,749</b></u>	<u><b>278,749</b></u>	<u><b>0</b></u>
<b>FUND BALANCE</b>						
BEGINNING FUND BALANCE	210-400-00	241,948	216,021	237,361	237,361	
<b>TOTAL FUND BALANCE</b>		<u>241,948</u>	<u>216,021</u>	<u>237,361</u>	<u>237,361</u>	<u>0</u>
<b>GRAND TOTAL STATE TAX STREET FUND (210)</b>		<u><b>510,585</b></u>	<u><b>461,875</b></u>	<u><b>516,110</b></u>	<u><b>516,110</b></u>	<u><b>0</b></u>

# City of Bandon 2023-2024 Annual Budget

## FUNDS BY TYPE SPECIAL REVENUE FUNDS

**EXPENDITURE DETAIL**

STATE TAX STREET FUND (210)		2021-22	2022-23	2023-24	2023-24	2023-24
	ACCOUNT NO	ACTUAL	BUDGET	PROPOSED	APPROVED	ADOPTED
<b>PERSONNEL SERVICES:</b>						
REGULAR EMPLOY SALARIES & WAGES	210-50-505	131,743	144,997	153,568	153,568	
OVERTIME PAY	210-50-520	1,109	0	1,500	1,500	
HOLIDAY PAY	210-50-521	0	0	0	0	
SOCIAL SECURITY	210-50-550	9,983	11,092	11,748	11,748	
RETIREMENT	210-50-551	41,498	40,781	46,422	46,422	
HEALTH & LIFE INSURANCE	210-50-552	42,993	45,469	47,857	47,857	
UNEMPLOYMENT	210-50-553	132	1,015	1,075	1,075	
W/C INSURANCE	210-50-555	4,962	9,005	14,101	14,101	
OFLA	210-50-556	0	0	615	615	
<b>TOTAL PERSONNEL SERVICES</b>		<b>232,420</b>	<b>252,359</b>	<b>276,886</b>	<b>276,886</b>	<b>0</b>
<b>MATERIALS AND SERVICES:</b>						
STREET & DRAINAGE MATERIALS	210-50-703	3,437	50,000	50,000	50,000	
ADA COMPLIANCE SIDEWALKS (RAMPS)	210-50-704	34,623	0	0	0	
TRAFFIC SAFETY SUPPLIES	210-50-706	0	20,000	20,000	20,000	
OTHER	210-50-749	3,808	10,000	10,000	10,000	
<b>MATERIALS AND SERVICES</b>		<b>41,867</b>	<b>80,000</b>	<b>80,000</b>	<b>80,000</b>	<b>0</b>
<b>CONTINGENCIES &amp; RESERVES:</b>						
CONTINGENCY	210-50-980	0	0	50,000	50,000	
<b>TOTAL CONTINGENCIES &amp; RESERVES</b>		<b>0</b>	<b>0</b>	<b>50,000</b>	<b>50,000</b>	<b>0</b>
<b>TOTAL EXPENDITURES</b>		<b>274,288</b>	<b>332,359</b>	<b>406,886</b>	<b>406,886</b>	<b>0</b>
<b>FUND BALANCE</b>						
ENDING FUND BALANCE	210-50-999		129,516	109,224	109,224	
<b>TOTAL FUND BALANCE</b>		<b>0</b>	<b>129,516</b>	<b>109,224</b>	<b>109,224</b>	<b>0</b>
<b>GRAND TOTAL STATE TAX STREET FUND (210)</b>		<b>274,288</b>	<b>461,875</b>	<b>516,110</b>	<b>516,110</b>	<b>0</b>

# City of Bandon 2023-2024 Annual Budget

## FUNDS BY TYPE SPECIAL REVENUE FUNDS

---

REVENUES AND OTHER RESOURCES

DETAIL

LIBRARY MEMORIAL FUND (220)

		2021-22	2022-23	2023-24	2023-24	2023-24
ACCOUNT NO	ACTUAL	BUDGET	PROPOSED	APPROVED	ADOPTED	
<b>INTERGOVERNMENTAL:</b>						
<b>MISCELLANEOUS:</b>						
INTEREST INCOME	220-450-00	507	542	1,600	1,600	
GIFTS & MEMORIALS	220-478-00	200	200	0	0	
<b>TOTAL MISCELLANEOUS</b>		707	742	1,600	1,600	0
<b>TOTAL OTHER RESOURCES</b>		707	742	1,600	1,600	0
<b>FUND BALANCE:</b>						
BEGINNING FUND BALANCE	220-400-00	93,080	93,745	95,874	95,874	
<b>TOTAL FUND BALANCE</b>		93,080	93,745	95,874	95,874	0
<b>GRAND TOTAL LIBRARY MEMORIAL FUND (220)</b>		<b>93,787</b>	<b>94,487</b>	<b>97,474</b>	<b>97,474</b>	<b>0</b>

# City of Bandon 2023-2024 Annual Budget

## FUNDS BY TYPE SPECIAL REVENUE FUNDS

---

EXPENDITURE DETAIL

LIBRARY MEMORIAL FUND (220)

EXPENDITURES

	ACCOUNT NO	2021-22 ACTUAL	2022-23 BUDGET	2023-24 PROPOSED	2023-24 APPROVED	2023-24 ADOPTED
<b>MATERIALS AND SERVICES:</b>						
OTHER	220-50-749	0	0	0	0	
MATERIALS AND SERVICES		0	0	0	0	0
<b>CAPITAL OUTLAY:</b>						
CIP - MISC	220-50-770	0	27,987	30,974	30,974	
TOTAL CAPITAL OUTLAY		0	27,987	30,974	30,974	0
<b>CONTINGENCIES &amp; RESERVES:</b>						
CONTINGENCY	220-50-980	0	0	66,500	66,500	
TOTAL CONTINGENCIES & RESERVES		0	0	66,500	66,500	0
<b>TOTAL EXPENDITURES</b>		<b>0</b>	<b>27,987</b>	<b>97,474</b>	<b>97,474</b>	<b>0</b>
<b>FUND BALANCE</b>						
ENDING FUND BALANCE	220-50-999	93,787	66,500	0	0	
		93,787	66,500	0	0	0
<b>GRAND TOTAL LIBRARY MEMORIAL FUND (220)</b>		<b>93,787</b>	<b>94,487</b>	<b>97,474</b>	<b>97,474</b>	<b>0</b>



# City of Bandon 2023-2024 Annual Budget

## FUNDS BY TYPE SPECIAL REVENUE FUNDS

---

REVENUES AND OTHER RESOURCES

DETAIL

LIBRARY FUND (230)

	ACCOUNT NO	2021-22 ACTUAL	2022-23 BUDGET	2023-24 PROPOSED	2023-24 APPROVED	2023-24 ADOPTED
<b>INTERGOVERNMENTAL</b>						
COUNTY LIBRARY SUPPORT	230-424-01	419,631	418,584	418,584	418,584	
READY TO READ GRANT	230-424-02	1,000	1,000	1,000	1,000	
<b>TOTAL INTERGOVERNMENTAL</b>		420,631	419,584	419,584	419,584	0
<b>MISCELLANEOUS</b>						
INTEREST INCOME	230-450-00	745	370	1,300	1,300	
MISC - GRANTS	230-474-00	1,126	2,000	2,000	2,000	
LOST BOOKS	230-475-02	1,020	650	650	650	
COPIES	230-475-03	719	500	500	500	
LIBRARY FOUNDATION	230-478-01	18,000	16,000	16,000	16,000	
OTHER	230-489-00	6,263	3,500	3,500	3,500	
<b>TOTAL MISCELLANEOUS</b>		27,873	23,020	23,950	23,950	0
<b>TRANS FROM OTHER FUNDS</b>						
TRANS FROM FUND #220 (LIB MEM)	230-490-01	0	0	0	0	
<b>TOTAL TRANS FROM OTHER FUNDS</b>		0	0	0	0	0
<b>TOTAL OTHER RESOURCES</b>		<b>448,503</b>	<b>442,604</b>	<b>443,534</b>	<b>443,534</b>	<b>0</b>
<b>FUND BALANCE</b>						
BEGINNING FUND BALANCE	230-400-00	38,118	76,379	140,738	140,738	
<b>TOTAL FUND BALANCE</b>		38,118	76,379	140,738	140,738	0
<b>GRAND TOTAL LIBRARY FUND (230)</b>		<b>486,621</b>	<b>518,983</b>	<b>584,272</b>	<b>584,272</b>	<b>0</b>

# City of Bandon 2023-2024 Annual Budget

## FUNDS BY TYPE SPECIAL REVENUE FUNDS

**EXPENDITURE DETAIL**

**LIBRARY FUND (230)**

EXPENDITURES	ACCOUNT NO	2021-22 ACTUAL	2022-23 BUDGET	2023-24 PROPOSED	2023-24 APPROVED	2023-24 ADOPTED
<b>PERSONNEL SERVICES:</b>						
REGULAR EMPLOYEES	230-50-505	158,694	201,130	248,251	248,251	
HOLIDAY PAY	230-50-521	2,159	0	0	0	
SOCIAL SECURITY	230-50-550	12,107	15,386	18,992	18,992	
RETIREMENT	230-50-551	41,144	50,490	69,188	69,188	
HEALTH & LIFE INSURANCE	230-50-552	53,056	67,796	75,954	75,954	
UNEMPLOYMENT	230-50-553	158	1,408	1,738	1,738	
W/C INSURANCE	230-50-555	489	279	694	694	
OFLA	230-50-556	0	0	1,490	1,490	
<b>TOTAL PERSONNEL SERVICES</b>		<b>267,808</b>	<b>336,489</b>	<b>416,307</b>	<b>416,307</b>	<b>0</b>
<b>MATERIALS AND SERVICES:</b>						
OFFICE SUPPLIES	230-50-620	1,591	5,200	3,000	3,000	
OFFICE EQUIPMENT	230-50-621	1,960	0	0	0	
OFFICE FURNITURE	230-50-622	373	0	0	0	
POSTAGE	230-50-623	84	0	0	0	
JANITORIAL SUPPLIES	230-50-630	199	1,500	500	500	
UTILITIES	230-50-631	14,216	11,000	18,000	18,000	
TELEPHONE	230-50-632	127	0	0	0	
MINOR MAINTENANCE	230-50-635	0	3,000	1,000	1,000	
TRAINING & TRAVEL	230-50-650	0	1,000	500	500	
MEMBERSHIPS	230-50-651	0	200	200	200	
CONTRACTUAL SERVICES	230-50-661	15,433	13,000	24,000	24,000	
INSURANCE	230-50-681	5,679	6,600	7,658	7,658	
LIBRARY MATERIALS	230-50-690	26,881	15,000	15,000	15,000	
ART GALLERY	230-50-691	158	600	600	600	
READY TO READ GRANT EXPEND	230-50-694	965	1,000	1,000	1,000	
CHILDREN'S PROGRAMS	230-50-695	0	0	0	0	
EDUCATIONAL PROGRAMS	230-50-696	4,206	8,100	8,100	8,100	
OTHER EQUIP REPAIR & MAINT.	230-50-721	2,809	0	0	0	
OTHER MATERIALS	230-50-749	251	17,000	17,000	17,000	
<b>MATERIALS AND SERVICES</b>		<b>74,934</b>	<b>83,200</b>	<b>96,558</b>	<b>96,558</b>	<b>0</b>
<b>CONTINGENCIES &amp; RESERVES:</b>						
CONTINGENCY	230-50-980	0	99,294	71,407	71,407	
<b>TOTAL CONTINGENCIES &amp; RESERVES</b>		<b>0</b>	<b>99,294</b>	<b>71,407</b>	<b>71,407</b>	<b>0</b>
<b>TOTAL EXPENDITURES</b>		<b>342,741</b>	<b>518,983</b>	<b>584,272</b>	<b>584,272</b>	<b>0</b>
<b>FUND BALANCE</b>						
ENDING FUND BALANCE	230-50-999	0	0	0	0	
<b>TOTAL FUND BALANCE</b>		<b>0</b>	<b>0</b>	<b>0</b>	<b>0</b>	<b>0</b>
<b>GRAND TOTAL LIBRARY FUND (230)</b>		<b>342,741</b>	<b>518,983</b>	<b>584,272</b>	<b>584,272</b>	<b>0</b>

# City of Bandon 2023-2024 Annual Budget

## FUNDS BY TYPE SPECIAL REVENUE FUNDS

---

REVENUES AND OTHER RESOURCES

DETAIL

TOURISM DEVELOPMENT FUND (240)

	ACCOUNT NO	2021-22 ACTUAL	2022-23 BUDGET	2023-24 PROPOSED	2023-24 APPROVED	2023-24 ADOPTED
<b>OTHER TAXES</b>						
TRANSIENT OCCUPANCE TAX	240-408-00	0	0	461,053	461,053	
<b>TOTAL OTHER TAXES</b>		<b>0</b>	<b>0</b>	<b>461,053</b>	<b>461,053</b>	<b>0</b>
<b>MISCELLANEOUS</b>						
INTEREST INCOME	240-450-00	0	0	200	200	
<b>TOTAL MISCELLANEOUS</b>		<b>0</b>	<b>0</b>	<b>200</b>	<b>200</b>	<b>0</b>
<b>FUND BALANCE</b>						
BEGINNING BALANCE	240-400-00	0	0	0	0	
<b>TOTAL FUND BALANCE</b>		<b>0</b>	<b>0</b>	<b>0</b>	<b>0</b>	<b>0</b>
<b>GRAND TOTAL TOURISM DEV FUND (240)</b>		<b>0</b>	<b>0</b>	<b>461,253</b>	<b>461,253</b>	<b>0</b>

# City of Bandon 2023-2024 Annual Budget

## FUNDS BY TYPE SPECIAL REVENUE FUNDS

---

EXPENDITURE DETAIL

TOURISM DEVELOPMENT FUND (240)

		2021-22	2022-23	2023-24	2023-24	2023-24
ACCOUNT NO	ACTUAL	BUDGET	PROPOSED	APPROVED	ADOPTED	
<b>MATERIALS AND SERVICES:</b>						
CONSULTING SERVICES	240-50-661	0	0	30,000	30,000	
TOURISM PROMOTION-CHAMBER	240-50-727	0	0	170,000	170,000	
OTHER	240-50-749	0	0	10,000	10,000	
<b>TOTAL MATERIALS AND SERVICES:</b>		<b>0</b>	<b>0</b>	<b>210,000</b>	<b>210,000</b>	<b>0</b>
<b>CONTINGENCIES &amp; RESERVES:</b>						
CONTINGENCY	240-50-980	0	0	251,253	251,253	
<b>TOTAL CONTINGENCIES &amp; RESERVES</b>		<b>0</b>	<b>0</b>	<b>251,253</b>	<b>251,253</b>	<b>0</b>
<b>GRAND TOTAL TOURISM DEV FUND (240)</b>		<b>0</b>	<b>0</b>	<b>461,253</b>	<b>461,253</b>	<b>0</b>

# City of Bandon 2023-2024 Annual Budget

## FUNDS BY TYPE SPECIAL REVENUE FUNDS

---

REVENUES AND OTHER RESOURCES

DETAIL

COMMUNITY BEAUTIFICATION FUND (250)

	ACCOUNT NO	2021-22 ACTUAL	2022-23 BUDGET	2023-24 PROPOSED	2023-24 APPROVED	2023-24 ADOPTED
<b>FRANCHISE FEES</b>						
GARBAGE FRANCHISE FEE	250-404-03	51,891	50,000	50,000	50,000	
<b>TOTAL FRANCHISE FEES</b>		<b>51,891</b>	<b>50,000</b>	<b>50,000</b>	<b>50,000</b>	<b>0</b>
<b>MISCELLANEOUS</b>						
MISC - INTEREST INCOME	250-450-00	73	100	100	100	
<b>TOTAL MISCELLANEOUS</b>		<b>73</b>	<b>100</b>	<b>100</b>	<b>100</b>	<b>0</b>
<b>TOTAL OTHER RESOURCES</b>		<b>51,963</b>	<b>50,100</b>	<b>50,100</b>	<b>50,100</b>	<b>0</b>
<b>FUND BALANCE</b>						
BEGINNING BALANCE	250-400-00	9,542	12,217	7,612	7,612	
<b>TOTAL FUND BALANCE</b>		<b>9,542</b>	<b>12,217</b>	<b>7,612</b>	<b>7,612</b>	<b>0</b>
<b>GRAND TOTAL COMM BEAUTIFICATION FUND</b>		<b>61,505</b>	<b>62,317</b>	<b>57,712</b>	<b>57,712</b>	<b>0</b>

# City of Bandon 2023-2024 Annual Budget

## FUNDS BY TYPE SPECIAL REVENUE FUNDS

---

EXPENDITURE DETAIL

COMMUNITY BEAUTIFICATION FUND (250)

EXPENDITURES

	ACCOUNT NO	2021-22 ACTUAL	2022-23 BUDGET	2023-24 PROPOSED	2023-24 APPROVED	2023-24 ADOPTED
<b>MATERIALS AND SERVICES:</b>						
BENCHES AND TRASH CANS	250-50-674	0	10,000	0	0	
CONTRACTUAL SERVICES	250-50-678	48,648	52,317	52,200	52,200	
TREE TRIMMING/MITIGATION	250-50-699	250	0	0	0	
<b>MATERIALS AND SERVICES</b>		<b>48,898</b>	<b>62,317</b>	<b>52,200</b>	<b>52,200</b>	<b>0</b>
<b>CONTINGENCIES &amp; RESERVES:</b>						
TRANSFER TO GEN FUND 100	250-50-956	0	0	0	0	
CONTINGENCY	250-50-980	0	0	5,512	5,512	
<b>TOTAL CONTINGENCIES &amp; RESERVES</b>		<b>0</b>	<b>0</b>	<b>5,512</b>	<b>5,512</b>	<b>0</b>
<b>TOTAL EXPENDITURES</b>		<b>48,898</b>	<b>62,317</b>	<b>57,712</b>	<b>57,712</b>	<b>0</b>
<b>FUND BALANCE</b>						
ENDING FUND BALANCE	250-50-999	0	0	0	0	
<b>TOTAL FUND BALANCE</b>		<b>0</b>	<b>0</b>	<b>0</b>	<b>0</b>	<b>0</b>
<b>GRAND TOTAL COMM BEAUTIFICATION FUND</b>		<b>48,898</b>	<b>62,317</b>	<b>57,712</b>	<b>57,712</b>	<b>0</b>

# City of Bandon 2023-2024 Annual Budget

## FUNDS BY TYPE SPECIAL REVENUE FUNDS

---

REVENUES AND OTHER RESOURCES

DETAIL

STATE REVENUE SHARING FUND (260)

	ACCOUNT NO	2021-22 ACTUAL	2022-23 BUDGET	2023-24 PROPOSED	2023-24 APPROVED	2023-24 ADOPTED
<b>INTERGOVERNMENTAL</b>						
RECEIPTS FROM STATE	260-422-09	45,243	46,000	50,000	50,000	
<b>TOTAL INTERGOVERNMENTAL</b>		<b>45,243</b>	<b>46,000</b>	<b>50,000</b>	<b>50,000</b>	<b>0</b>
<b>MISCELLANEOUS</b>						
INTEREST INCOME	260-450-00	140	85	250	250	
<b>TOTAL MISCELLANEOUS</b>		<b>140</b>	<b>85</b>	<b>250</b>	<b>250</b>	<b>0</b>
<b>TOTAL OTHER RESOURCES</b>		<b>45,384</b>	<b>46,085</b>	<b>50,250</b>	<b>50,250</b>	<b>0</b>
<b>FUND BALANCE</b>						
BEGINNING FUND BALANCE	260-400-00	21,558	39,358	62,893	62,893	
<b>TOTAL FUND BALANCE</b>		<b>21,558</b>	<b>39,358</b>	<b>62,893</b>	<b>62,893</b>	<b>0</b>
<b>GRAND TOTAL STATE REV SHARING FUND (260)</b>		<b>66,942</b>	<b>85,443</b>	<b>113,143</b>	<b>113,143</b>	<b>0</b>

# City of Bandon 2023-2024 Annual Budget

## FUNDS BY TYPE SPECIAL REVENUE FUNDS

---

EXPENDITURE DETAIL

STATE REVENUE SHARING FUND (260)

EXPENDITURES	ACCOUNT NO	2021-22 ACTUAL	2022-23 BUDGET	2023-24 PROPOSED	2023-24 APPROVED	2023-24 ADOPTED
<b>MATERIALS AND SERVICES:</b>						
PAYMENT TO OTHER ORG	260-50-730	19,285	29,785	39,100	39,100	
OTHER	260-50-749	5,618	55,658	74,043	74,043	
<b>MATERIALS AND SERVICES</b>		<b>24,903</b>	<b>85,443</b>	<b>113,143</b>	<b>113,143</b>	<b>0</b>
<b>CONTINGENCIES &amp; RESERVES:</b>						
TRANSFER TO OTHER FUND 100	260-50-961	0	0	0	0	
<b>TOTAL CONTINGENCIES &amp; RESERVES</b>		<b>0</b>	<b>0</b>	<b>0</b>	<b>0</b>	<b>0</b>
<b>TOTAL EXPENDITURES</b>		<b>24,903</b>	<b>85,443</b>	<b>113,143</b>	<b>113,143</b>	<b>0</b>
<b>FUND BALANCE</b>						
ENDING FUND BALANCE	260-50-999	0	0	0	0	
<b>TOTAL FUND BALANCE</b>		<b>0</b>	<b>0</b>	<b>0</b>	<b>0</b>	<b>0</b>
<b>GRAND TOTAL STATE REV SHARING FUND (260)</b>		<b>24,903</b>	<b>85,443</b>	<b>113,143</b>	<b>113,143</b>	<b>0</b>



# City of Bandon 2023-2024 Annual Budget

## FUNDS BY TYPE SPECIAL REVENUE FUNDS

---

REVENUES AND OTHER RESOURCES

DETAIL

BLOCK GRANT FUND (410)

	ACCOUNT NO	2021-22 ACTUAL	2022-23 BUDGET	2023-24 PROPOSED	2023-24 APPROVED	2023-24 ADOPTED
<b>MISCELLANEOUS:</b>						
INTEREST INCOME	410-450-00	715	721	560	560	
LOAN REPAYMENTS -PRINCIPAL	410-455-00	0	0	0	0	
SMALL BUSINESS LOAN PRINCIPAL	410-455-04	2,746	2,855	2,964	2,964	
SMALL BUSINESS LOAN INTEREST	410-456-00	855	747	638	638	
<b>TOTAL MISCELLANEOUS</b>		<b>4,316</b>	<b>4,323</b>	<b>4,162</b>	<b>4,162</b>	<b>0</b>
<b>TOTAL OTHER RESOURCES</b>		<b>4,316</b>	<b>4,323</b>	<b>4,162</b>	<b>4,162</b>	<b>0</b>
<b>FUND BALANCE:</b>						
BEGINNING FUND BALANCE	410-400-00	137,364	78,984	102,158	102,158	
<b>TOTAL FUND BALANCE</b>		<b>137,364</b>	<b>78,984</b>	<b>102,158</b>	<b>102,158</b>	<b>0</b>
<b>GRAND TOTAL BLOCK GRANT FUND (410)</b>		<b>141,680</b>	<b>83,307</b>	<b>106,320</b>	<b>106,320</b>	<b>0</b>

# City of Bandon 2023-2024 Annual Budget

## FUNDS BY TYPE SPECIAL REVENUE FUNDS

---

**EXPENDITURE DETAIL**

**BLOCK GRANT FUND (410)**

**EXPENDITURES**

		2021-22	2022-23	2023-24	2023-24	2023-24
EXPENDITURES	ACCOUNT NO	ACTUAL	BUDGET	PROPOSED	APPROVED	ADOPTED
<b>MATERIALS AND SERVICES:</b>						
OTHER	410-50-749	0	30,000	6,320	6,320	
<b>MATERIALS AND SERVICES</b>		0	30,000	6,320	6,320	0
<b>CAPITAL OUTLAY:</b>						
CAPITAL IMPROVEMENTS	410-50-775	0	0	0	0	
FACADE/SIGN LOAN/GRANT	410-50-797	106	20,000	40,000	40,000	
LOANS TO SMALL BUS/FACADE LOAN	410-50-798	8,829	33,307	60,000	60,000	
CIP - TROLLEY PROGRAM	410-50-800	0	0	0	0	
<b>TOTAL CAPITAL OUTLAY</b>		8,935	53,307	100,000	100,000	0
<b>CONTINGENCIES &amp; RESERVES:</b>						
TRANSFER TO FUND 940	410-50-990	0	0	0	0	
TRANSFER TO FUND 950	410-50-991	0	0	0	0	
<b>TOTAL CONTINGENCIES &amp; RESERVES</b>		0	0	0	0	0
<b>TOTAL EXPENDITURES</b>		8,935	83,307	106,320	106,320	0
<b>FUND BALANCE</b>						
ENDING FUND BALANCE	410-50-999	0	0	0	0	
<b>TOTAL FUND BALANCE</b>		0	0	0	0	0
<b>GRAND TOTAL BLOCK GRANT FUND (410)</b>		8,935	83,307	106,320	106,320	0

# City of Bandon 2023-2024 Annual Budget

## FUNDS BY TYPE ENTERPRISE FUNDS

REVENUES AND OTHER RESOURCES

DETAIL

ELECTRIC FUND (910)

	ACCOUNT NO	2021-22 ACTUAL	2022-23 BUDGET	2023-24 PROPOSED	2023-24 APPROVED	2023-24 ADOPTED
<b>OTHER TAXES</b>						
UTILITY SALES	910-440-00	6,121,973	6,250,000	7,472,599	7,472,599	
LOW INCOME ASSISTANCE	910-440-03	11,556	11,500	11,500	11,500	
BPA CONSERVATION	910-440-04	228,446	26,000	65,000	65,000	
<b>TOTAL OTHER TAXES</b>		<b>6,361,976</b>	<b>6,287,500</b>	<b>7,549,099</b>	<b>7,549,099</b>	<b>0</b>
<b>REIMBURSEMENTS</b>						
REIMBURSE- SUBDIVISION DEV.	910-470-07	0	1,000	0	0	
ENGINEERING REIMB	910-471-01	0	1,000	0	0	
REIMBURSE - UTILITIES	910-470-08	0	0	20,000	20,000	
<b>TOTAL REIMBURSEMENTS</b>		<b>0</b>	<b>2,000</b>	<b>20,000</b>	<b>20,000</b>	<b>0</b>
<b>MISCELLANEOUS</b>						
EXTENSION FEES	910-442-01	180,663	175,000	175,000	175,000	
ACCOUNT OPENING FEES	910-444-01	11,550	10,650	10,700	10,700	
RECONNECTION FEE	910-444-02	180	250	200	200	
RETURN CHECK FEES	910-444-03	135	250	250	250	
COLLECTION FEES	910-444-04	16,580	22,000	22,000	22,000	
INTEREST CHARGED	910-444-05	8,278	10,500	10,500	10,500	
SALE OF ASSETS	910-445-00	0	0	0	0	
POLE CONTACTS - TELEPHONE	910-448-01	51,970	22,000	30,600	30,600	
POLE CONTACTS - CABLE TV	910-448-02	18,796	15,000	43,300	43,300	
POLE CONTACTS - LSN	910-448-03	2,618	2,625	5,252	5,252	
INTEREST	910-450-00	9,568	8,600	18,400	18,400	
VOL LOW INC ROUNDUP DON	910-478-02	638	650	650	650	
OTHER	910-489-00	2,566	1,500	3,500	3,500	
<b>TOTAL MISCELLANEOUS</b>		<b>303,542</b>	<b>269,025</b>	<b>320,352</b>	<b>320,352</b>	<b>0</b>
<b>TOTAL OTHER RESOURCES</b>		<b>6,665,517</b>	<b>6,558,525</b>	<b>7,889,451</b>	<b>7,889,451</b>	<b>0</b>
<b>TRANS FROM OTHER FUNDS</b>						
TRANSFER FROM OTHER FUND	910-490-00	0	0	170,000	170,000	
<b>TOTAL TRANS FROM OTHER FUNDS</b>		<b>0</b>	<b>0</b>	<b>170,000</b>	<b>170,000</b>	<b>0</b>
<b>TOTAL OTHER RESOURCES</b>						
<b>FUND BALANCE</b>						
BEGINNING FUND BALANCE	910-400-00	2,754,793	2,678,437	2,395,023	2,395,023	
PRIOR PERIOD ADJUSTMENT	910-400-01	372,800	0	0	0	
<b>TOTAL FUND BALANCE</b>		<b>3,127,593</b>	<b>2,678,437</b>	<b>2,395,023</b>	<b>2,395,023</b>	<b>0</b>
<b>GRAND TOTAL ELECTRIC FUND (910)</b>		<b>9,793,110</b>	<b>9,236,962</b>	<b>10,454,474</b>	<b>10,454,474</b>	<b>0</b>

# City of Bandon 2023-2024 Annual Budget

## FUNDS BY TYPE ENTERPRISE FUNDS

---

EXPENDITURE DETAIL

ELECTRIC FUND (910)

ADMINISTRATION DEPARTMENT

	ACCOUNT NO	2021-22 ACTUAL	2022-23 BUDGET	2023-24 PROPOSED	2023-24 APPROVED	2023-24 ADOPTED
<b>PERSONNEL SERVICES:</b>						
REGULAR EMPLOY SALARIES & WAGES	910-55-505	101,104	128,866	135,485	135,485	
OVERTIME PAY	910-55-520	0	0	0	0	
HOLIDAY PAY	910-55-521	0	0	0	0	
SOCIAL SECURITY	910-55-550	7,434	9,858	10,364	10,364	
RETIREMENT	910-55-551	23,515	31,224	37,760	37,760	
HEALTH & LIFE INSURANCE	910-55-552	23,259	36,897	37,885	37,885	
UNEMPLOYMENT	910-55-553	97	902	949	949	
W/C INSURANCE	910-55-555	335	246	488	488	
OFLA	910-55-556	0	0	542	542	
<b>TOTAL PERSONNEL SERVICES</b>		<b>155,743</b>	<b>207,993</b>	<b>223,473</b>	<b>223,473</b>	<b>0</b>
<b>MATERIALS AND SERVICES:</b>						
LEGAL COST	910-55-628	3,020	0	0	0	
CONSULTING SERVICES	910-55-660	392	0	500	500	
ADMINISTRATIVE SERVICES	910-55-664	185,069	187,500	226,178	226,178	
COUNCIL SERVICES	910-55-665	18,507	18,750	24,418	24,418	
PLANNING SERVICES	910-55-666	93,482	93,482	120,000	120,000	
INSURANCE	910-55-681	32,883	37,815	44,622	44,622	
<b>MATERIALS AND SERVICES</b>		<b>333,353</b>	<b>337,547</b>	<b>415,718</b>	<b>415,718</b>	<b>0</b>
<b>TOTAL ADMINISTRATION DEPARTMENT</b>		<b>489,096</b>	<b>545,540</b>	<b>639,191</b>	<b>639,191</b>	<b>0</b>

# City of Bandon 2023-2024 Annual Budget

## FUNDS BY TYPE ENTERPRISE FUNDS

---

EXPENDITURE DETAIL

ELECTRIC FUND (910)

ACCOUNTING & BILLING DEPT

		2021-22	2022-23	2023-24	2023-24	2023-24
	ACCOUNT NO	ACTUAL	BUDGET	PROPOSED	APPROVED	ADOPTED
<b>PERSONNEL SERVICES:</b>						
REGULAR EMPLOY SALARIES & WAGES	910-57-505	231,290	252,851	268,066	268,066	
SOCIAL SECURITY	910-57-550	17,467	19,343	19,743	19,743	
RETIREMENT	910-57-551	59,015	64,358	73,863	73,863	
HEALTH & LIFE INSURANCE	910-57-552	75,674	75,862	79,614	79,614	
UNEMPLOYMENT	910-57-553	231	1,178	1,910	1,910	
W/C INSURANCE	910-57-555	643	350	764	764	
OFLA	910-57-556	0	0	1,033	1,033	
<b>TOTAL PERSONNEL SERVICES</b>		384,320	413,942	444,993	444,993	0
<b>MATERIALS AND SERVICES:</b>						
ACCOUNTING SERVICES	910-57-663	92,724	93,750	113,089	113,089	
BAD DEBTS	910-57-733	6,472	0	20,000	20,000	
OTHER	910-57-749	0	0	0	0	
<b>MATERIALS AND SERVICES</b>		99,196	93,750	133,089	133,089	0
<b>TOTAL ACCOUNTING &amp; BILLING DEPT</b>		<b>483,516</b>	<b>507,692</b>	<b>578,082</b>	<b>578,082</b>	<b>0</b>

# City of Bandon 2023-2024 Annual Budget

## FUNDS BY TYPE ENTERPRISE FUNDS

---

EXPENDITURE DETAIL

ELECTRIC FUND (910)

WHOLESALE PURCHASE OF ELECTRIC

		2021-22	2022-23	2023-24	2023-24	2023-24
	ACCOUNT NO	ACTUAL	BUDGET	PROPOSED	APPROVED	ADOPTED
<b>MATERIALS AND SERVICES:</b>						
CONTRACTUAL SERVICES	910-80-661	3,350,059	3,200,000	3,400,000	3,400,000	
	<b>MATERIALS AND SERVICES</b>	3,350,059	3,200,000	3,400,000	3,400,000	0
<hr/>						
TOTAL SOURCE OF SUPPLY DEPARTMENT		<b>3,350,059</b>	<b>3,200,000</b>	<b>3,400,000</b>	<b>3,400,000</b>	<b>0</b>

# City of Bandon 2023-2024 Annual Budget

## FUNDS BY TYPE ENTERPRISE FUNDS

---

EXPENDITURE DETAIL

ELECTRIC FUND (910)

CONSERVATION DEPARTMENT

	ACCOUNT NO	2021-22 ACTUAL	2022-23 BUDGET	2023-24 PROPOSED	2023-24 APPROVED	2023-24 ADOPTED
<b>PERSONNEL SERVICES:</b>						
REGULAR EMPLOYEES SALARIES & WAGES	910-82-505	10,189	13,317	15,908	15,908	
OVERTIME PAY	910-82-520	0	0	0	0	
SOCIAL SECURITY	910-82-550	761	1,019	1,217	1,217	
RETIREMENT	910-82-551	2,409	3,227	4,434	4,434	
HEALTH & LIFE INSURANCE	910-82-552	2,652	7,096	2,473	2,473	
UNEMPLOYMENT	910-82-553	10	94	112	112	
WC INSURANCE	910-82-555	30	18	22	22	
OFLA	910-82-556	0	0	64	64	
<b>TOTAL PERSONNEL SERVICES</b>		16,051	24,771	24,230	24,230	0
<b>MATERIALS AND SERVICES:</b>						
CONSERVATION PAYMENTS	910-82-657	157,647	20,000	74,970	74,970	
CONSULTING SERVICES	910-82-660	17,992	20,705	20,592	20,592	
<b>MATERIALS AND SERVICES</b>		175,638	40,705	95,562	95,562	0
<b>TOTAL CONSERVATION DEPARTMENT</b>		<b>191,689</b>	<b>65,476</b>	<b>119,792</b>	<b>119,792</b>	<b>0</b>

# City of Bandon 2023-2024 Annual Budget

## FUNDS BY TYPE ENTERPRISE FUNDS

EXPENDITURE DETAIL

ELECTRIC FUND (910)

DISTRIBUTION DEPT

	ACCOUNT NO	2021-22 ACTUAL	2022-23 BUDGET	2023-24 PROPOSED	2023-24 APPROVED	2023-24 ADOPTED
<b>PERSONNEL SERVICES:</b>						
REGULAR EMPLOYEES SALARIES & WAGES	910-84-505	632,982	678,314	779,310	779,310	
OVERTIME PAY	910-84-520	13,999	40,000	40,000	40,000	
HOLIDAY PAY	910-84-521	0	0	0	0	
VACATION REIMB.	910-84-528	0	0	0	0	
SOCIAL SECURITY	910-84-550	49,436	51,891	59,617	59,617	
RETIREMENT	910-84-551	186,381	187,110	231,618	231,618	
HEALTH & LIFE INSURANCE	910-84-552	156,779	169,585	185,497	185,497	
UNEMPLOYMENT	910-84-553	647	4,749	5,156	5,156	
W/C INSURANCE	910-84-555	3,489	14,414	16,549	16,549	
OFLA	910-84-556	0	0	3,118	3,118	
<b>TOTAL PERSONNEL SERVICES</b>		<b>1,043,713</b>	<b>1,146,063</b>	<b>1,320,865</b>	<b>1,320,865</b>	<b>0</b>
<b>MATERIALS AND SERVICES:</b>						
VEHICLE FUEL & OIL	910-84-600	17,241	30,000	30,000	30,000	
VEHICLE MAINTENANCE	910-84-604	25,769	50,000	50,000	50,000	
OFFICE SUPPLIES	910-84-620	2,021	7,500	7,500	7,500	
UTILITIES	910-84-631	4,328	15,500	15,500	15,500	
TELEPHONE	910-84-632	6,787	0	0	0	
SUBSTATION MAINTENANCE	910-84-635	60,168	100,000	100,000	100,000	
BUILDING MAINTENANCE	910-84-636	4,509	12,000	12,000	12,000	
SMALL TOOLS & EQUIPMENT	910-84-640	9,494	30,000	30,000	30,000	
MISC. EQUIPM. & FIXTURES	910-84-641	6,822	0	0	0	
SAFETY EQUIPMENT	910-84-642	13,776	20,000	20,000	20,000	
TRAINING & TRAVEL	910-84-650	6,816	35,000	35,000	35,000	
MEMBERSHIPS	910-84-655	19,657	20,000	20,000	20,000	
LOW INCOME ENERGY ASST	910-84-658	11,445	20,000	20,000	20,000	
CONTRACTUAL SERVICES	910-84-661	24,511	50,000	50,000	50,000	
CONSULTING SERVICES	910-84-662	13,791	80,000	80,000	80,000	
RIGHT-OF-WAY MAINTENANCE	910-84-697	0	169,000	169,000	169,000	
GRAVEL	910-84-710	350	0	0	0	
METER BASE REPLACEMENT	910-84-713	0	15,000	15,000	15,000	
CIP - POLE INSP. & TREATMENT	910-84-718	68,990	0	0	0	
SYSTEM OPERATIONS EXP	910-84-720	193,699	300,000	300,000	300,000	
EQUIPMENT RENTAL	910-84-724	0	20,000	20,000	20,000	
PERMITS	910-84-745	0	3,000	3,000	3,000	
COST OF SERVICE STUDY	910-84-746	0	0	0	0	
<b>TOTAL MATERIALS AND SERVICES</b>		<b>490,175</b>	<b>977,000</b>	<b>977,000</b>	<b>977,000</b>	<b>0</b>



# City of Bandon 2023-2024 Annual Budget

## FUNDS BY TYPE ENTERPRISE FUNDS

---

**EXPENDITURE DETAIL**

**ELECTRIC FUND (910)**

**DISTRIBUTION DEPT**

	ACCOUNT NO	2021-22 ACTUAL	2022-23 BUDGET	2023-24 PROPOSED	2023-24 APPROVED	2023-24 ADOPTED
<b>CAPITAL OUTLAY:</b>						
CIP- ANNUAL STORM DAMAGE REPL	910-84-756	88	50,000	50,000	50,000	
CIP- SHOP SITE PREPARATION	910-84-762	0	50,000	100,000	100,000	
CIP - MISC EQUIPMENT & FIXTURE	910-84-767	11,502	175,000	80,000	80,000	
CIP - MAPPING SOFTWARE UPGRADE	910-84-769	0	15,000	120,000	120,000	
CIP - ANNUAL - METERS	910-84-770	15,655	30,000	30,000	30,000	
CIP- ANNUAL- TRANSFORMERS, NEW	910-84-771	73,285	120,000	350,000	350,000	
CIP - MISC SYSTEM REPLACEMENT	910-84-772	28,967	0	0	0	
CIP- GANG OPERATED SWITCHES	910-84-773	0	0	0	0	
CIP - SYS COORD STUDY	910-84-774	0	0	100,000	100,000	
CIP- UNDERGROUNDING PROJECTS	910-84-779	52,219	200,000	200,000	200,000	
CIP - POLE REPLACEMENT	910-84-780	0	15,000	50,000	50,000	
CIP - STREET LIGHTING GENERAL	910-84-784	0	40,000	100,000	100,000	
SERVICE TRUCK	910-84-786	0	100,000	300,000	300,000	
MATERIAL TRUCK	910-84-787	0	150,000	150,000	150,000	
<b>TOTAL CAPITAL OUTLAY</b>		181,716	945,000	1,630,000	1,630,000	0
<b>TOTAL DISTRIBUTION DEPT</b>		<b>1,715,604</b>	<b>3,068,063</b>	<b>3,927,865</b>	<b>3,927,865</b>	<b>0</b>

# City of Bandon 2023-2024 Annual Budget

## FUNDS BY TYPE ENTERPRISE FUNDS

---

EXPENDITURE DETAIL

ELECTRIC FUND (910)

NON-DEPARTMENTAL

		2021-22	2022-23	2023-24	2023-24	2023-24
	ACCOUNT NO	ACTUAL	BUDGET	PROPOSED	APPROVED	ADOPTED
<b>MATERIALS AND SERVICES:</b>						
IN LIEU OF FRANCHISE FEES (GF)	910-90-731	370,137	375,000	458,356	458,356	
REFUNDS AND REIMBURSEMENTS	910-90-734	0	0	5,000	5,000	
<b>TOTAL MATERIALS AND SERVICES</b>		370,137	375,000	463,356	463,356	0
<b>CONTINGENCIES &amp; RESERVES:</b>						
TRANS TO FUND #100 (GEN)SUMMER REC	910-90-951	25,464	27,000	30,049	30,049	
CONTINGENCY	910-90-980	0	0	900,000	900,000	
RESERVE	910-90-981	0	0	0	0	
<b>TOTAL CONTINGENCIES &amp; RESERVES</b>		25,464	27,000	930,049	930,049	0
<b>TOTAL NON-DEPARTMENTAL</b>		<b>395,601</b>	<b>402,000</b>	<b>1,393,405</b>	<b>1,393,405</b>	<b>0</b>
<b>FUND BALANCE</b>						
ENDING FUND BALANCE	910-90-999	0	1,448,191	396,139	396,139	
<b>TOTAL FUND BALANCE</b>		0	1,448,191	396,139	396,139	0
<b>GRAND TOTAL ELECTRIC FUND (910)</b>		<b>6,625,567</b>	<b>9,236,962</b>	<b>10,454,474</b>	<b>10,454,474</b>	<b>0</b>

# City of Bandon 2023-2024 Annual Budget

## FUNDS BY TYPE ENTERPRISE FUNDS

REVENUES AND OTHER RESOURCES

DETAIL

WATER FUND (940)

	ACCOUNT NO	2021-22 ACTUAL	2022-23 BUDGET	2023-24 PROPOSED	2023-24 APPROVED	2023-24 ADOPTED
<b>OTHER TAXES</b>						
UTILITY SALES	940-440-00	1,050,098	1,046,900	1,187,057	1,187,057	
LOW INCOME ASSISTANCE-WATER	940-440-03	35	100	50	50	
<b>TOTAL OTHER TAXES</b>		<b>1,050,133</b>	<b>1,047,000</b>	<b>1,187,107</b>	<b>1,187,107</b>	<b>0</b>
<b>REIMBURSEMENTS</b>						
BACK-FLOW TEST FEE	940-470-07	7,134	6,500	6,800	6,800	
<b>TOTAL REIMBURSEMENTS</b>		<b>7,134</b>	<b>6,500</b>	<b>6,800</b>	<b>6,800</b>	<b>0</b>
<b>MISCELLANEOUS</b>						
WATER ACCOUNT OPENING FEE	940-441-01	325	500	500	500	
EXTENSION FEES	940-442-01	42,815	30,000	30,000	30,000	
PROPERTY RENTAL	940-447-01	10,010	0	0	0	
INTEREST INCOME	940-450-00	252	435	250	250	
2006 AIRPORT W/S ASSESS INT	940-456-00	11,241	11,000	11,256	11,256	
2006 AIRPORT W/S ASSESS PRIN	940-458-00	0	24,000	0	0	
OTHER	940-489-00	1,713	1,000	1,000	1,000	
<b>TOTAL MISCELLANEOUS</b>		<b>66,355</b>	<b>66,935</b>	<b>43,006</b>	<b>43,006</b>	<b>0</b>
<b>TRANS FROM OTHER FUNDS</b>						
TRANSFER FROM GENERAL FUND	940-490-01	0	0	0	0	
TRANSFER FROM FUND 250	940-490-11	0	0	0	0	
TRANSFER FROM FUND 260	940-490-12	0	0	0	0	
TRANSFER FROM FUND 410	940-490-13	0	0	0	0	
<b>TOTAL TRANS FROM OTHER FUNDS</b>		<b>0</b>	<b>0</b>	<b>0</b>	<b>0</b>	<b>0</b>
<b>TOTAL OTHER RESOURCES</b>		<b>1,123,622</b>	<b>1,120,435</b>	<b>1,236,913</b>	<b>1,236,913</b>	<b>0</b>
<b>FUND BALANCE</b>						
BEGINNING FUND BALANCE	940-400-00	344,235	252,227	136,632	136,632	
PRIOR PERIOD ADJUSTMENT	940-400-01	15,900	0	0	0	
<b>TOTAL FUND BALANCE</b>		<b>360,135</b>	<b>252,227</b>	<b>136,632</b>	<b>136,632</b>	<b>0</b>
<b>GRAND TOTAL WATER FUND (940)</b>		<b>1,483,757</b>	<b>1,372,662</b>	<b>1,373,545</b>	<b>1,373,545</b>	<b>0</b>

# City of Bandon 2023-2024 Annual Budget

## FUNDS BY TYPE ENTERPRISE FUNDS

---

EXPENDITURE DETAIL

WATER FUND (940)

ADMINISTRATION DEPARTMENT

		2021-22	2022-23	2023-24	2023-24	2023-24
	ACCOUNT NO	ACTUAL	BUDGET	PROPOSED	APPROVED	ADOPTED
<b>PERSONNEL SERVICES:</b>						
REGULAR EMPLOY SALARIES & WAGES	940-55-505	7,465	9,913	10,242	10,242	
OVERTIME PAY	940-55-520	0	0	0	0	
HOLIDAY PAY	940-55-521	0	0	0	0	
SOCIAL SECURITY	940-55-550	572	758	784	784	
RETIREMENT	940-55-551	1,809	2,402	2,855	2,855	
HEALTH & LIFE INSURANCE	940-55-552	1,789	2,838	2,858	2,858	
UNEMPLOYMENT	940-55-553	8	69	72	72	
W/C INSURANCE	940-55-555	26	19	40	40	
OFLA	940-55-556	0	0	41	41	
<b>TOTAL PERSONNEL SERVICES</b>		<b>11,668</b>	<b>15,999</b>	<b>16,892</b>	<b>16,892</b>	<b>0</b>
<b>MATERIALS AND SERVICES:</b>						
MEMBERSHIPS	940-55-655	0	250	0	0	
CONSULTING SERVICES	940-55-660	39	0	0	0	
ADMINISTRATIVE SERVICES	940-55-664	31,656	31,407	35,612	35,612	
COUNCIL SERVICES	940-55-665	3,166	3,141	3,561	3,561	
PLANNING SERVICES	940-55-666	40,064	40,064	0	0	
INSURANCE	940-55-681	7,098	8,165	9,635	9,635	
ADVERTISING	940-55-743	0	0	0	0	
<b>MATERIALS AND SERVICES</b>		<b>82,022</b>	<b>83,027</b>	<b>48,808</b>	<b>48,808</b>	<b>0</b>
<b>TOTAL ADMINISTRATION DEPARTMENT</b>		<b>93,690</b>	<b>99,026</b>	<b>65,700</b>	<b>65,700</b>	<b>0</b>

# City of Bandon 2023-2024 Annual Budget

## FUNDS BY TYPE ENTERPRISE FUNDS

---

EXPENDITURE DETAIL

WATER FUND (940)

ACCOUNTING & BILLING DEPT

	ACCOUNT NO	2021-22 ACTUAL	2022-23 BUDGET	2023-24 PROPOSED	2023-24 APPROVED	2023-24 ADOPTED
<b>PERSONNEL SERVICES:</b>						
REGULAR EMPLOY SALARIES & WAGES	940-57-505	15,419	16,857	13,455	13,455	
SOCIAL SECURITY	940-57-550	1,164	1,290	1,030	1,030	
RETIREMENT	940-57-551	3,934	4,291	3,879	3,879	
HEALTH & LIFE INSURANCE	940-57-552	5,045	5,057	4,173	4,173	
UNEMPLOYMENT	940-57-553	15	79	95	95	
W/C INSURANCE	940-57-555	43	23	67	67	
OFLA	940-57-556	0	0	54	54	
<b>TOTAL PERSONNEL SERVICES</b>		<b>25,621</b>	<b>27,597</b>	<b>22,753</b>	<b>22,753</b>	<b>0</b>
<b>MATERIALS AND SERVICES:</b>						
ACCOUNTING SERVICES	940-57-663	13,076	15,704	17,806	17,806	
BAD DEBTS	940-57-733	733	1,300	1,300	1,300	
<b>MATERIALS AND SERVICES</b>		<b>13,809</b>	<b>17,004</b>	<b>19,106</b>	<b>19,106</b>	<b>0</b>
<b>TOTAL ACCOUNTING &amp; BILLING DEPT</b>		<b>39,430</b>	<b>44,601</b>	<b>41,859</b>	<b>41,859</b>	<b>0</b>

# City of Bandon 2023-2024 Annual Budget

## FUNDS BY TYPE ENTERPRISE FUNDS

**EXPENDITURE DETAIL**

**WATER FUND (940)**

**DISTRIBUTION/COLLECTION DEPT**

	ACCOUNT NO	2021-22 ACTUAL	2022-23 BUDGET	2023-24 PROPOSED	2023-24 APPROVED	2023-24 ADOPTED
<b>PERSONNEL SERVICES:</b>						
REGULAR EMPLOYEES	940-84-505	93,631	102,718	110,594	110,594	
OVERTIME PAY	940-84-520	832	0	500	500	
HOLIDAY PAY	940-84-521	0	0	0	0	
VACATION REIMB.	940-84-528	0	0	0	0	
SOCIAL SECURITY	940-84-550	7,165	7,858	8,461	8,461	
RETIREMENT	940-84-551	26,163	28,308	33,008	33,008	
HEALTH & LIFE INSURANCE	940-84-552	30,359	35,170	32,014	32,014	
UNEMPLOYMENT	940-84-553	94	720	742	742	
W/C INSURANCE	940-84-555	5,901	5,571	8,903	8,903	
OFLA	940-55-556	0	0	443	443	
<b>TOTAL PERSONNEL SERVICES</b>		<b>164,145</b>	<b>180,345</b>	<b>194,665</b>	<b>194,665</b>	<b>0</b>
<b>MATERIALS AND SERVICES:</b>						
VEHICLE FUEL & OIL	940-84-600	2,851	3,000	3,000	3,000	
VEHICLE MAINTENANCE (EXT)	940-84-604	813	1,500	1,500	1,500	
MAPPING SOFTWARE	940-84-620	0	600	0	0	
BUILDING REPAIR	940-84-634	45	500	500	500	
SMALL TOOLS & EQUIPMENT	940-84-640	1,967	3,000	3,000	3,000	
SAFETY EQUIPMENT	940-84-642	0	0	0	0	
TRAINING & TRAVEL	940-84-650	1,733	2,000	2,000	2,000	
LOW INCOME ASSIST-WATER	940-84-658	50	500	0	0	
CONSULTING SERVICES	940-84-660	1,370	1,500	1,500	1,500	
CONTRACT SVS MAPPING SOFTWARE	940-84-661	2,000	3,145	1,000	1,000	
BACK-FLOW TESTING	940-84-670	5,040	9,000	14,000	14,000	
LINE/EQUIPMENT REPAIR	940-84-702	6,549	30,000	22,000	22,000	
OTHER	940-84-749	5,573	3,000	3,000	3,000	
<b>MATERIALS AND SERVICES</b>		<b>27,992</b>	<b>57,745</b>	<b>51,500</b>	<b>51,500</b>	<b>0</b>
<b>CAPITAL OUTLAY:</b>						
CIP - SERVICE LINE	940-84-758	19,779	30,000	35,000	35,000	
CIP - METERS	940-84-770	47,636	86,000	86,000	86,000	
<b>TOTAL CAPITAL OUTLAY</b>		<b>67,415</b>	<b>116,000</b>	<b>121,000</b>	<b>121,000</b>	<b>0</b>
<b>TOTAL DISTRIBUTION/COLLECTION DEPT</b>		<b>259,552</b>	<b>354,090</b>	<b>367,165</b>	<b>367,165</b>	<b>0</b>

# City of Bandon 2023-2024 Annual Budget

## FUNDS BY TYPE ENTERPRISE FUNDS

**EXPENDITURE DETAIL**

**WATER FUND (940)**

**PLANT OPERATIONS DEPARTMENT**

	ACCOUNT NO	2021-22 ACTUAL	2022-23 BUDGET	2023-24 PROPOSED	2023-24 APPROVED	2023-24 ADOPTED
<b>PERSONNEL SERVICES:</b>						
REGULAR EMPLOYEES	940-86-505	121,497	130,257	140,263	140,263	
OVERTIME PAY	940-86-520	7,354	0	14,000	14,000	
HOLIDAY PAY	940-86-521	0	0	0	0	
VACATION REIMB.	940-86-528	0	0	0	0	
SOCIAL SECURITY	940-86-550	9,723	9,799	10,540	10,540	
RETIREMENT	940-86-551	36,391	35,854	39,642	39,642	
HEALTH & LIFE INSURANCE	940-86-552	36,453	36,497	38,404	38,404	
UNEMPLOYMENT	940-86-553	128	897	965	965	
W/C INSURANCE	940-86-555	4,313	4,371	8,701	8,701	
OFLA	940-86-556	0	0	552	552	
<b>TOTAL PERSONNEL SERVICES</b>		<b>215,860</b>	<b>217,675</b>	<b>253,067</b>	<b>253,067</b>	<b>0</b>
<b>MATERIALS AND SERVICES:</b>						
VEHICLE FUEL & OIL	940-86-600	2,569	2,500	3,500	3,500	
VEHICLE MAINTENANCE (EXT)	940-86-604	213	1,000	1,000	1,000	
OFFICE SUPPLIES	940-86-620	1,213	2,000	2,000	2,000	
UTILITIES	940-86-631	51,406	61,000	55,500	55,500	
TELEPHONE	940-86-632	2,852	0	0	0	
BUILDING MAINTENANCE	940-86-635	2,344	6,000	6,000	6,000	
TREATMENT PLANT SUPPLIES	940-86-636	39,051	58,500	60,000	60,000	
LABORATORY SUPPLIES	940-86-637	2,177	0	0	0	
SAFETY EQUIPMENT	940-86-642	1,147	1,000	1,500	1,500	
TRAINING & TRAVEL	940-86-650	2,706	4,500	5,000	5,000	
CONTRACTUAL SERVICES	940-86-661	61,751	47,000	50,000	50,000	
UV MAINTENANCE	940-86-720	513	58,000	58,000	58,000	
OTHER EQUIP REPAIR & MAINT.	940-86-721	37,531	0	0	0	
BACKWASH/POND CLEANING	940-86-722	1,000	0	0	0	
PERMITS & FEES	940-86-745	544	4,500	4,500	4,500	
<b>MATERIALS AND SERVICES</b>		<b>207,016</b>	<b>246,000</b>	<b>247,000</b>	<b>247,000</b>	<b>0</b>
<b>TOTAL PLANT OPERATIONS DEPARTMENT</b>		<b>422,876</b>	<b>463,675</b>	<b>500,067</b>	<b>500,067</b>	<b>0</b>

# City of Bandon 2023-2024 Annual Budget

## FUNDS BY TYPE ENTERPRISE FUNDS

---

EXPENDITURE DETAIL

WATER FUND (940)

NON-DEPARTMENTAL

	ACCOUNT NO	2021-22 ACTUAL	2022-23 BUDGET	2023-24 PROPOSED	2023-24 APPROVED	2023-24 ADOPTED
<b>MATERIALS AND SERVICES:</b>						
IN LIEU OF FRANCHISE FEES (GF)	940-90-731	63,312	62,814	71,223	71,223	
<b>MATERIALS AND SERVICES</b>		<b>63,312</b>	<b>62,814</b>	<b>71,223</b>	<b>71,223</b>	<b>0</b>
<b>DEBT SERVICE:</b>						
2006 AIRPORT W&S BONDS INT	940-90-890	9,958	8,548	7,072	7,072	
2006 AIRPORT W&S BONDS PRIN	940-90-891	29,801	31,211	32,688	32,688	
<b>TOTAL DEBT SERVICE</b>		<b>39,759</b>	<b>39,759</b>	<b>39,760</b>	<b>39,760</b>	<b>0</b>
<b>CONTINGENCIES &amp; RESERVES:</b>						
RESERVE	940-90-964	0	0	0	0	
TRANSFER TO FUND 941	940-90-970	284,235	283,000	287,771	287,771	
CONTINGENCY	940-90-980	0	25,698	0	0	
<b>TOTAL CONTINGENCIES &amp; RESERVES</b>		<b>284,235</b>	<b>308,698</b>	<b>287,771</b>	<b>287,771</b>	<b>0</b>
<b>TOTAL NON-DEPARTMENTAL</b>		<b>387,306</b>	<b>411,271</b>	<b>398,754</b>	<b>398,754</b>	<b>0</b>
<b>FUND BALANCE</b>						
ENDING FUND BALANCE	940-90-999	0	0	0	0	
<b>TOTAL FUND BALANCE</b>		<b>0</b>	<b>0</b>	<b>0</b>	<b>0</b>	<b>0</b>
<b>GRAND TOTAL WATER FUND (940)</b>		<b>1,202,854</b>	<b>1,372,662</b>	<b>1,373,545</b>	<b>1,373,545</b>	<b>0</b>



# City of Bandon 2023-2024 Annual Budget

## FUNDS BY TYPE ENTERPRISE FUNDS

---

REVENUES AND OTHER RESOURCES

DETAIL

WATER PLANT IMPROVEMENT FUND (941)

	ACCOUNT NO	2021-22 ACTUAL	2022-23 BUDGET	2023-24 PROPOSED	2023-24 APPROVED	2023-24 ADOPTED
<b>MISCELLANEOUS</b>						
INTEREST INCOME	941-450-00	4,792	3,980	14,500	14,500	
<b>TOTAL MISCELLANEOUS</b>		<b>4,792</b>	<b>3,980</b>	<b>14,500</b>	<b>14,500</b>	<b>0</b>
<b>TRANS FROM OTHER FUNDS</b>						
TRANSFER FROM FUND 940	941-490-02	284,235	283,000	287,771	287,771	
<b>TOTAL TRANS FROM OTHER FUNDS</b>		<b>284,235</b>	<b>283,000</b>	<b>287,771</b>	<b>287,771</b>	<b>0</b>
<b>TOTAL OTHER RESOURCES</b>		<b>289,027</b>	<b>286,980</b>	<b>302,271</b>	<b>302,271</b>	<b>0</b>
<b>FUND BALANCE</b>						
BEGINNING FUND BALANCE	941-400-00	788,030	731,513	527,928	527,928	
<b>TOTAL FUND BALANCE</b>		<b>788,030</b>	<b>731,513</b>	<b>527,928</b>	<b>527,928</b>	<b>0</b>
<b>GRAND TOTAL WATER PLANT IMP FUND (941)</b>		<b>1,077,057</b>	<b>1,018,493</b>	<b>830,199</b>	<b>830,199</b>	<b>0</b>

# City of Bandon 2023-2024 Annual Budget

## FUNDS BY TYPE ENTERPRISE FUNDS

---

EXPENDITURE DETAIL

WATER PLANT IMPROVEMENT FUND (941)

	ACCOUNT NO	2021-22 ACTUAL	2022-23 BUDGET	2023-24 PROPOSED	2023-24 APPROVED	2023-24 ADOPTED
<b>CAPITAL OUTLAY:</b>						
CIP - MASTER PLN / FAC IMP PLN	941-84-754	17,685	10,000	10,000	10,000	
CIP - 2MG SEISMIC UPGRADE & TANK REHA	941-84-756	31,696	218,474	0	0	
MISC CAPITAL PROJECTS	941-84-800	12,611	274,341	350,000	350,000	
<b>TOTAL CAPITAL OUTLAY</b>		<b>61,991</b>	<b>502,815</b>	<b>360,000</b>	<b>360,000</b>	<b>0</b>
<b>TRANS TO OTHER FUND:</b>						
TRANSFER TO OTHER FUND	941-90-956	0	0	170,000	170,000	
<b>TOTAL TRANS TO OTHER FUND</b>		<b>0</b>	<b>0</b>	<b>170,000</b>	<b>170,000</b>	<b>0</b>
<b>TOTAL</b>		<b>61,991</b>	<b>502,815</b>	<b>530,000</b>	<b>530,000</b>	<b>0</b>
<b>CONTINGENCIES &amp; RESERVES:</b>						
CONTINGENCY	941-90-980	0	0	300,199	300,199	
<b>TOTAL CONTINGENCIES &amp; RESERVES</b>		<b>0</b>	<b>0</b>	<b>300,199</b>	<b>300,199</b>	<b>0</b>
<b>TOTAL EXPENDITURES</b>		<b>0</b>	<b>0</b>	<b>300,199</b>	<b>300,199</b>	<b>0</b>
<b>FUND BALANCE</b>						
ENDING FUND BALANCE	941-90-999	0	515,678	0	0	
<b>TOTAL FUND BALANCE</b>		<b>0</b>	<b>515,678</b>	<b>0</b>	<b>0</b>	<b>0</b>
<b>GRAND TOTAL WATER PLANT IMP FUND (941)</b>		<b>61,991</b>	<b>1,018,493</b>	<b>830,199</b>	<b>830,199</b>	<b>0</b>

# City of Bandon 2023-2024 Annual Budget

## FUNDS BY TYPE ENTERPRISE FUNDS

---

REVENUES AND OTHER RESOURCES

WATER FUND 942

DETAIL

	ACCOUNT NO	2021-22 ACTUAL	2022-23 BUDGET	2023-24 PROPOSED	2023-24 APPROVED	2023-24 ADOPTED
<b>OTHER TAXES</b>						
2021 GO BONDS WATER PLANT	942-440-00	0	0	0	0	
INTEREST INCOME	942-450-00	3,902	2,500	13,150	13,150	
<b>TOTAL OTHER TAXES</b>		<b>3,902</b>	<b>2,500</b>	<b>13,150</b>	<b>13,150</b>	<b>0</b>
<b>TRANS FROM OTHER FUNDS</b>						
TRANSFER FROM GENERAL FUND	942-490-01	939,500	0	0	0	
<b>TOTAL TRANS FROM OTHER FUNDS</b>		<b>939,500</b>	<b>0</b>	<b>0</b>	<b>0</b>	<b>0</b>
<b>TOTAL OTHER RESOURCES</b>		<b>943,402</b>	<b>2,500</b>	<b>13,150</b>	<b>13,150</b>	<b>0</b>
<b>FUND BALANCE</b>						
BEGINNING FUND BALANCE	942-400-00	0	806,099	909,566	909,566	
		0	806,099	909,566	909,566	0
<b>GRAND TOTAL WATER FUND 942</b>		<b>943,402</b>	<b>808,599</b>	<b>922,716</b>	<b>922,716</b>	<b>0</b>

# City of Bandon 2023-2024 Annual Budget

## FUNDS BY TYPE ENTERPRISE FUNDS

---

EXPENDITURE DETAIL

WATER FUND 942

	ACCOUNT NO	2021-22 ACTUAL	2022-23 BUDGET	2023-24 PROPOSED	2023-24 APPROVED	2023-24 ADOPTED
<b>CAPITAL OUTLAY:</b>						
CIP - CLARIFIER 2	942-84-751	61,807	808,599	922,716	922,716	
<b>TOTAL CAPITAL OUTLAY</b>		61,807	808,599	922,716	922,716	0
<b>TOTAL EXPENDITURES</b>		<b>61,807</b>	<b>808,599</b>	<b>922,716</b>	<b>922,716</b>	<b>0</b>
<b>FUND BALANCE</b>						
ENDING FUND BALANCE	942-90-999	0	0	0	0	
<b>TOTAL FUND BALANCE</b>		0	0	0	0	0
<b>GRAND TOTAL WATER FUND 942</b>		<b>61,807</b>	<b>808,599</b>	<b>922,716</b>	<b>922,716</b>	<b>0</b>

# City of Bandon 2023-2024 Annual Budget

## FUNDS BY TYPE ENTERPRISE FUNDS

---

REVENUES AND OTHER RESOURCES

DETAIL

WATER SDC REIMB FUND (720)

	ACCOUNT NO	2021-22 ACTUAL	2022-23 BUDGET	2023-24 PROPOSED	2023-24 APPROVED	2023-24 ADOPTED
<b>MISCELLANEOUS</b>						
SYSTEM DEVELOPMENT FEES - CASH	720-419-00	65,931	40,000	40,000	40,000	
INTEREST INCOME	720-450-00	1,650	1,425	3,980	3,980	
SDC ASSESSMENTS - CY REVENUE	720-455-00	-8	75	75	75	
MISC - ASSESSMENT/LOAN INTERES	720-456-00	401	400	400	400	
NEW SDC ASSESSMENT	720-457-00	1,375	0	0	0	
<b>TOTAL MISCELLANEOUS</b>		<b>69,349</b>	<b>41,900</b>	<b>44,455</b>	<b>44,455</b>	<b>0</b>
<b>TOTAL OTHER RESOURCES</b>						
		<b>69,349</b>	<b>41,900</b>	<b>44,455</b>	<b>44,455</b>	<b>0</b>
<b>FUND BALANCE</b>						
BEGINNING FUND BALANCE	720-400-00	275,665	312,663	385,353	385,353	
<b>TOTAL FUND BALANCE</b>		<b>275,665</b>	<b>312,663</b>	<b>385,353</b>	<b>385,353</b>	<b>0</b>
<b>GRAND TOTAL WATER SDC REIMB FUND (720)</b>		<b>345,014</b>	<b>354,563</b>	<b>429,808</b>	<b>429,808</b>	<b>0</b>

# City of Bandon 2023-2024 Annual Budget

## FUNDS BY TYPE ENTERPRISE FUNDS

---

**EXPENDITURE DETAIL**

**WATER SDC REIMB FUND (720)**

**EXPENDITURES**

		2021-22	2022-23	2023-24	2023-24	2023-24
	ACCOUNT NO	ACTUAL	BUDGET	PROPOSED	APPROVED	ADOPTED
<b>MATERIALS AND SERVICES:</b>						
CONTRACTUAL SERVICES	720-50-661	1,362	10,000	10,000	10,000	
<b>MATERIALS AND SERVICES</b>		1,362	10,000	10,000	10,000	0
<b>CAPITAL OUTLAY:</b>						
CIP - SDC MANUAL UPDATE	720-50-756	0	10,000	10,000	10,000	
WATER PROJECTS	720-50-775	0	0	200,000	200,000	
<b>TOTAL CAPITAL OUTLAY</b>		0	10,000	210,000	210,000	0
<b>CONTINGENCIES &amp; RESERVES:</b>						
CONTINGENCY	720-50-980	0	0	209,808	209,808	
<b>TOTAL CONTINGENCIES &amp; RESERVES</b>		0	0	209,808	209,808	0
<b>TOTAL EXPENDITURES</b>		1,362	20,000	429,808	429,808	0
<b>FUND BALANCE</b>						
ENDING FUND BALANCE	720-50-999	0	334,563	0	0	
<b>TOTAL FUND BALANCE</b>		0	334,563	0	0	0
<b>GRAND TOTAL WATER SDC REIMB FUND (720)</b>		1,362	354,563	429,808	429,808	0

# City of Bandon 2023-2024 Annual Budget

## FUNDS BY TYPE ENTERPRISE FUNDS

---

**REVENUES AND OTHER RESOURCES**

**DETAIL**

WATER SYSTEM SDC IMP (721)	ACCOUNT NO	2021-22 ACTUAL	2022-23 BUDGET	2023-24 PROPOSED	2023-24 APPROVED	2023-24 ADOPTED
<b>MISCELLANEOUS</b>						
SYSTEM DEVELOPMENT FEES - CASH	721-419-00	250,895	150,000	150,000	150,000	
INTEREST INCOME	721-450-00	10,322	9,130	24,700	24,700	
SDC ASSESSMENTS - CY REVENUE	721-455-00	-39	300	300	300	
ASSESSMENT/LOAN INTEREST	721-456-00	1,562	500	500	500	
NEW SDC ASSESSMENT	721-457-00	5,363	0	0	0	
<b>TOTAL MISCELLANEOUS</b>		268,103	159,930	175,500	175,500	0
<b>TOTAL OTHER RESOURCES</b>		<b>268,103</b>	<b>159,930</b>	<b>175,500</b>	<b>175,500</b>	<b>0</b>
<b>FUND BALANCE</b>						
BEGINNING FUND BALANCE	721-400-00	1,793,914	1,475,798	2,227,017	2,227,017	
<b>TOTAL FUND BALANCE</b>		1,793,914	1,475,798	2,227,017	2,227,017	0
<b>GRAND TOTAL WATER SYSTEM SDC IMP (721)</b>		<b>2,062,017</b>	<b>1,635,728</b>	<b>2,402,517</b>	<b>2,402,517</b>	<b>0</b>

# City of Bandon 2023-2024 Annual Budget

## FUNDS BY TYPE ENTERPRISE FUNDS

---

**EXPENDITURE DETAIL**

**WATER SYSTEM SDC IMP (721)**

**EXPENDITURES**

		2021-22	2022-23	2023-24	2023-24	2023-24
EXPENDITURES	ACCOUNT NO	ACTUAL	BUDGET	PROPOSED	APPROVED	ADOPTED
<b>MATERIALS AND SERVICES:</b>						
CONSULTING SERVICES	721-50-660	0	10,000	10,000	10,000	
<b>MATERIALS AND SERVICES</b>		0	10,000	10,000	10,000	0
<b>CAPITAL OUTLAY:</b>						
CIP - SDC MANUAL UPDATE	721-50-756	0	10,000	10,000	10,000	
CIP - 1MG TANK REHABILITATION	721-50-757	0	250,000	250,000	250,000	
CIP - 2MG TANK REHABILITATION	721-50-758	0	250,000	250,000	250,000	
WATER IMPROVEMENTS	721-50-775	650	0	940,000	940,000	
<b>TOTAL CAPITAL OUTLAY</b>		650	510,000	1,450,000	1,450,000	0
<b>CONTINGENCIES &amp; RESERVES:</b>						
CONTINGENCY	721-50-980	5,184	0	942,517	942,517	
<b>TOTAL CONTINGENCIES &amp; RESERVES</b>		5,184	0	942,517	942,517	0
<b>TOTAL EXPENDITURES</b>		<b>5,834</b>	<b>520,000</b>	<b>2,402,517</b>	<b>2,402,517</b>	<b>0</b>
<b>FUND BALANCE</b>						
ENDING FUND BALANCE	721-50-999	0	1,115,728	0	0	
<b>TOTAL FUND BALANCE</b>		0	1,115,728	0	0	0
<b>GRAND TOTAL WATER SYSTEM SDC IMP (721)</b>		<b>5,834</b>	<b>1,635,728</b>	<b>2,402,517</b>	<b>2,402,517</b>	<b>0</b>



# City of Bandon 2023-2024 Annual Budget

## FUNDS BY TYPE ENTERPRISE FUNDS

---

REVENUES AND OTHER SOURCES

DETAIL

SEWER FUND (950)

	ACCOUNT NO	2021-22 ACTUAL	2022-23 BUDGET	2023-24 PROPOSED	2023-24 APPROVED	2023-24 ADOPTED
<b>OTHER TAXES</b>						
UTILITY SALES	950-440-00	1,002,723	1,017,000	1,142,505	1,142,505	
<b>TOTAL OTHER TAXES</b>		1,002,723	1,017,000	1,142,505	1,142,505	0
<b>MISCELLANEOUS</b>						
INTEREST INCOME	950-450-00	542	420	2,200	2,200	
OTHER	950-489-00	1,506	500	10,000	10,000	
<b>TOTAL MISCELLANEOUS</b>		2,048	920	12,200	12,200	0
<b>TRANS FROM OTHER FUNDS</b>						
TRANSFER FROM FUND 100	950-490-05	0	0	40,000	40,000	
<b>TOTAL TRANS FROM OTHER FUNDS</b>		0	0	40,000	40,000	0
<b>TOTAL OTHER RESOURCES</b>		<b>1,004,770</b>	<b>1,017,920</b>	<b>1,194,705</b>	<b>1,194,705</b>	<b>0</b>
<b>FUND BALANCE</b>						
BEGINNING FUND BALANCE	950-400-00	113,622	162,581	150,298	150,298	
PRIOR PERIOD ADJUSTMENT	950-400-01	29,600				
<b>TOTAL FUND BALANCE</b>		143,222	162,581	150,298	150,298	0
<b>GRAND TOTAL SEWER FUND (950)</b>		<b>1,147,992</b>	<b>1,180,501</b>	<b>1,345,003</b>	<b>1,345,003</b>	<b>0</b>

# City of Bandon 2023-2024 Annual Budget

## FUNDS BY TYPE ENTERPRISE FUNDS

EXPENDITURE DETAIL

SEWER FUND (950)

ADMINISTRATION DEPARTMENT

	ACCOUNT NO	2021-22 ACTUAL	2022-23 BUDGET	2023-24 PROPOSED	2023-24 APPROVED	2023-24 ADOPTED
<b>PERSONNEL SERVICES:</b>						
REGULAR EMPLOYEES SALARIES & WAGES	950-55-505	7,465	15,551	10,421	10,421	
OVERTIME PAY	950-55-520	0	0	0	0	
HOLIDAY PAY	950-55-521	0	0	0	0	
SOCIAL SECURITY	950-55-550	572	1,190	798	798	
RETIREMENT	950-55-551	1,809	3,768	2,905	2,905	
HEALTH & LIFE INSURANCE	950-55-552	1,789	4,257	2,838	2,838	
UNEMPLOYMENT	950-55-553	7	69	73	73	
W/C INSURANCE	950-55-555	26	27	41	41	
OFLA	950-55-556	0	0	44	44	
<b>TOTAL PERSONNEL SERVICES</b>		<b>11,668</b>	<b>24,862</b>	<b>17,120</b>	<b>17,120</b>	<b>0</b>
<b>MATERIALS AND SERVICES:</b>						
CONSULTING SERVICES	950-55-660	18	0	0	0	
CONTRACTUAL SERVICES	950-55-661	0	2,500	2,500	2,500	
ADMINISTRATIVE SERVICES	950-55-664	30,437	30,510	34,275	34,275	
COUNCIL SERVICES	950-55-665	3,044	3,051	3,428	3,428	
PLANNING SERVICES	950-55-666	40,064	40,064	0	0	
INSURANCE	950-55-681	26,974	31,020	36,604	36,604	
OTHER	950-55-749	0	0	0	0	
<b>MATERIALS AND SERVICES</b>		<b>100,537</b>	<b>107,145</b>	<b>76,807</b>	<b>76,807</b>	<b>0</b>
<b>TOTAL ADMINISTRATION DEPARTMENT</b>		<b>112,205</b>	<b>132,007</b>	<b>93,927</b>	<b>93,927</b>	<b>0</b>

# City of Bandon 2023-2024 Annual Budget

## FUNDS BY TYPE ENTERPRISE FUNDS

---

EXPENDITURE DETAIL

SEWER FUND (950)

ACCOUNTING & BILLING DEPT

	ACCOUNT NO	2021-22 ACTUAL	2022-23 BUDGET	2023-24 PROPOSED	2023-24 APPROVED	2023-24 ADOPTED
<b>PERSONNEL SERVICES:</b>						
REGULAR EMPLOY SALARIES & WAGES	950-57-505	15,419	11,219	13,455	13,455	
SOCIAL SECURITY	950-57-550	1,165	858	1,030	1,030	
RETIREMENT	950-57-551	3,934	2,924	3,879	3,879	
HEALTH & LIFE INSURANCE	950-57-552	5,045	3,638	4,173	4,173	
UNEMPLOYMENT	950-57-553	15	79	95	95	
W/C INSURANCE	950-57-555	43	16	43	43	
OFLA	950-57-556	0	0	54	54	
<b>TOTAL PERSONNEL SERVICES</b>		<b>25,621</b>	<b>18,734</b>	<b>22,729</b>	<b>22,729</b>	<b>0</b>
<b>MATERIALS AND SERVICES:</b>						
ACCOUNTING SERVICES	950-57-663	17,780	15,255	17,138	17,138	
BAD DEBTS	950-57-733	587	0	750	750	
<b>MATERIALS AND SERVICES</b>		<b>18,367</b>	<b>15,255</b>	<b>17,888</b>	<b>17,888</b>	<b>0</b>
<b>TOTAL ACCOUNTING &amp; BILLING DEPT</b>		<b>43,988</b>	<b>33,989</b>	<b>40,617</b>	<b>40,617</b>	<b>0</b>

# City of Bandon 2023-2024 Annual Budget

## FUNDS BY TYPE ENTERPRISE FUNDS

**EXPENDITURE DETAIL**

**SEWER FUND (950)**

DISTRIBUTION/COLLECTION DEPT		2021-22	2022-23	2023-24	2023-24	2023-24
ACCOUNT NO		ACTUAL	BUDGET	PROPOSED	APPROVED	ADOPTED
<b>PERSONNEL SERVICES:</b>						
REGULAR EMPLOYEES	950-84-505	39,021	49,190	51,410	51,410	
OVERTIME PAY	950-84-520	277	0	2,500	2,500	
HOLIDAY PAY	950-84-521	0	0	0	0	
SOCIAL SECURITY	950-84-550	2,987	4,782	3,704	3,704	
RETIREMENT	950-84-551	10,779	16,441	17,322	17,322	
HEALTH & LIFE INSURANCE	950-84-552	13,956	23,941	14,320	14,320	
UNEMPLOYMENT	950-84-553	39	438	474	474	
W/C INSURANCE	950-84-555	3,524	3,073	4,644	4,644	
OFLA	950-84-556	0	0	216	216	
<b>TOTAL PERSONNEL SERVICES</b>		<b>70,582</b>	<b>97,865</b>	<b>94,590</b>	<b>94,590</b>	<b>0</b>
<b>MATERIALS AND SERVICES:</b>						
VEHICLE FUEL & OIL	950-84-600	0	2,000	2,000	2,000	
VEHICLE MAINTENANCE (EXT)	950-84-604	570	1,000	1,000	1,000	
RADIO MAINTENANCE	950-84-614	0	500	500	500	
OFFICE SUPPLIES	950-84-620	32	250	250	250	
BUILDING REPAIR	950-84-634	0	500	500	500	
SMALL TOOLS & EQUIPMENT	950-84-640	341	2,500	2,500	2,500	
SAFETY EQUIPMENT	950-84-642	1,193	0	0	0	
TRAINING & TRAVEL	950-84-650	420	1,830	1,830	1,830	
CONSULTING SERVICES	950-84-660	0	2,000	2,000	2,000	
CONTRACTUAL SERVICES	950-84-661	11,395	10,000	10,000	10,000	
LIFT STATION MAINT.	950-84-701	25,199	0	0	0	
LINE/EQUIPMENT REPAIR	950-84-702	5,034	30,000	30,000	30,000	
OTHER	950-84-749	1,052	5,000	5,000	5,000	
<b>MATERIALS AND SERVICES</b>		<b>45,236</b>	<b>55,580</b>	<b>55,580</b>	<b>55,580</b>	<b>0</b>
<b>CAPITAL OUTLAY:</b>						
CIP - MISC MINOR EQUIPMENT	950-84-757	0	0	0	0	
<b>TOTAL CAPITAL OUTLAY</b>		<b>0</b>	<b>0</b>	<b>0</b>	<b>0</b>	<b>0</b>
<b>TOTAL DISTRIBUTION/COLLECTION DEPT</b>		<b>115,818</b>	<b>153,445</b>	<b>150,170</b>	<b>150,170</b>	<b>0</b>

# City of Bandon 2023-2024 Annual Budget

## FUNDS BY TYPE ENTERPRISE FUNDS

EXPENDITURE DETAIL

SEWER FUND (950)

PLANT OPERATIONS DEPARTMENT

ACCOUNT NO	2021-22 ACTUAL	2022-23 BUDGET	2023-24 PROPOSED	2023-24 APPROVED	2023-24 ADOPTED	
<b>PERSONNEL SERVICES:</b>						
REGULAR EMPLOYEES	950-86-505	142,823	149,415	163,259	163,259	
OVERTIME PAY	950-86-520	16,165	0	7,000	7,000	
HOLIDAY PAY	950-86-521	0	0	0	0	
VACATION REIMB.	950-86-528	0	0	0	0	
SOCIAL SECURITY	950-86-550	11,934	5,374	12,658	12,658	
RETIREMENT	950-86-551	37,042	17,530	49,126	49,126	
HEALTH & LIFE INSURANCE	950-86-552	40,260	38,369	48,251	48,251	
UNEMPLOYMENT	950-86-553	157	968	1,024	1,024	
W/C INSURANCE	950-86-555	2,191	4,718	6,985	6,985	
OFLA	950-86-556	0	0	662	662	
<b>TOTAL PERSONNEL SERVICES</b>		<b>250,572</b>	<b>216,374</b>	<b>288,965</b>	<b>288,965</b>	<b>0</b>
<b>MATERIALS AND SERVICES:</b>						
VEHICLE FUEL & OIL	950-86-600	5,198	10,000	15,000	15,000	
VEHICLE MAINTENANCE (EXT)	950-86-604	1,591	3,500	6,000	6,000	
OFFICE SUPPLIES	950-86-620	314	6,000	10,000	10,000	
UTILITIES	950-86-631	132,490	112,400	135,500	135,500	
TELEPHONE	950-86-632	3,604	0	0	0	
BUILDING MAINTENANCE	950-86-635	550	15,000	15,000	15,000	
TREATMENT PLANT SUPPLIES	950-86-636	3,483	26,000	30,000	30,000	
LABORATORY SUPPLIES	950-86-637	10,837	0	0	0	
SMALL TOOLS & EQUIPMENT	950-86-640	231	25,000	25,750	25,750	
MISC. EQUIPM. & FIXTURES	950-86-641	9,058	0	0	0	
SAFETY EQUIPMENT	950-86-642	1,157	5,000	7,000	7,000	
TRAINING & TRAVEL	950-86-650	0	5,000	9,000	9,000	
CONTRACTUAL SERVICES	950-86-661	62,005	50,000	60,000	60,000	
INSURANCE - FLOOD	950-86-681	26,342	30,300	35,754	35,754	
LIFT STATION MAINT.	950-84-701	0	30,000	30,000	30,000	
OTHER EQUIP REPAIR & MAINT.	950-86-721	15,171	40,000	45,000	45,000	
UV REPLACEMENT COMPONENTS	950-86-722	22,948	50,000	50,000	50,000	
DIGESTER REHAB	950-86-723	10,583	11,000	12,000	12,000	
PERMITS & FEES	950-86-745	0	2,500	2,500	2,500	
OTHER	950-86-749	1,768	3,000	15,000	15,000	
<b>MATERIALS AND SERVICES</b>		<b>307,331</b>	<b>424,700</b>	<b>503,504</b>	<b>503,504</b>	<b>0</b>
<b>CAPITAL OUTLAY:</b>						
CIP - MAJOR EQUIP REPLACEMENTS	950-86-750	0	0	130,000	130,000	
<b>TOTAL CAPITAL OUTLAY</b>		<b>0</b>	<b>0</b>	<b>130,000</b>	<b>130,000</b>	<b>0</b>
<b>TOTAL PLANT OPERATIONS DEPARTMENT</b>		<b>557,904</b>	<b>641,074</b>	<b>922,469</b>	<b>922,469</b>	<b>0</b>

# City of Bandon 2023-2024 Annual Budget

## FUNDS BY TYPE ENTERPRISE FUNDS

---

EXPENDITURE DETAIL

SEWER FUND (950)

NON-DEPARTMENTAL

		2021-22	2022-23	2023-24	2023-24	2023-24
	ACCOUNT NO	ACTUAL	BUDGET	PROPOSED	APPROVED	ADOPTED
<b>MATERIALS AND SERVICES:</b>						
IN LIEU OF FRANCHISE FEES (GF)	950-90-731	60,873	61,020	68,550	68,550	
<b>MATERIALS AND SERVICES</b>		<u>60,873</u>	<u>61,020</u>	<u>68,550</u>	<u>68,550</u>	0
<b>DEBT SERVICE:</b>						
1992 SEWER REV INT	950-90-890	9,030	8,428	7,820	7,820	
1992 SEWER REV PRIN	950-90-891	60,239	60,842	61,450	61,450	
<b>TOTAL DEBT SERVICE</b>		<u>69,269</u>	<u>69,270</u>	<u>69,270</u>	<u>69,270</u>	0
<b>CONTINGENCIES &amp; RESERVES:</b>						
RESERVE	950-90-963	0	0	0	0	
CONTINGENCY	950-90-980	0	0	0	0	
<b>TOTAL CONTINGENCIES &amp; RESERVES</b>		<u>0</u>	<u>0</u>	<u>0</u>	<u>0</u>	0
<b>TOTAL NON-DEPARTMENTAL</b>		<u><b>130,143</b></u>	<u><b>130,290</b></u>	<u><b>137,820</b></u>	<u><b>137,820</b></u>	<u><b>0</b></u>
<b>FUND BALANCE</b>						
ENDING FUND BALANCE	950-90-999	0	89,696	0	0	
<b>TOTAL FUND BALANCE</b>		<u>0</u>	<u>89,696</u>	<u>0</u>	<u>0</u>	0
<b>GRAND TOTAL SEWER FUND (950)</b>		<u><u><b>960,057</b></u></u>	<u><u><b>1,180,501</b></u></u>	<u><u><b>1,345,003</b></u></u>	<u><u><b>1,345,003</b></u></u>	<u><u><b>0</b></u></u>

# City of Bandon 2023-2024 Annual Budget

## FUNDS BY TYPE ENTERPRISE FUNDS

---

REVENUES AND OTHER RESOURCES  
SEWER FUND 952  
DETAIL

		2021-22	2022-23	2023-24	2023-24	2023-24
	ACCOUNT NO	ACTUAL	BUDGET	PROPOSED	APPROVED	ADOPTED
<b>OTHER TAXES</b>						
2021 GO BONDS WASTEWATER PLANT	952-440-00	0	0	0	0	
INTEREST INCOME	952-450-00	18,948	0	61,700	61,700	
<b>TOTAL OTHER TAXES</b>		18,948	0	61,700	61,700	0
<b>TRANS FROM OTHER FUNDS</b>						
TRANSFER FROM GENERAL FUND	952-490-01	4,499,500	0	0	0	
<b>TOTAL TRANS FROM OTHER FUNDS</b>		4,499,500	0	0	0	0
<b>TOTAL OTHER RESOURCES</b>		<b>4,518,448</b>	<b>0</b>	<b>61,700</b>	<b>61,700</b>	<b>0</b>
<b>FUND BALANCE</b>						
BEGINNING FUND BALANCE	952-400-00	0	4,306,739	3,559,452	3,559,452	
<b>TOTAL FUND BALANCE</b>		0	4,306,739	3,559,452	3,559,452	0
<b>GRAND TOTAL SEWER FUND 952</b>		<b>4,518,448</b>	<b>4,306,739</b>	<b>3,621,152</b>	<b>3,621,152</b>	<b>0</b>

# City of Bandon 2023-2024 Annual Budget

## FUNDS BY TYPE ENTERPRISE FUNDS

---

EXPENDITURE DETAIL

SEWER FUND 952

		2021-22	2022-23	2023-24	2023-24	2023-24
	ACCOUNT NO	ACTUAL	BUDGET	PROPOSED	APPROVED	ADOPTED
<b>CAPITAL OUTLAY:</b>						
CIP - BOND ISSUANCE/ ADMIN	952-84-750	0	0	0	0	
CIP - HEADWORKS	952-84-751	29,183	485,750	600,000	600,000	
CIP - FILLMORE AVE PUMP STATION	952-84-752	9,220	1,844,240	1,985,000	1,985,000	
CIP - PLANT UV IMPROVEMENTS	952-84-753	3,135	77,120	100,000	100,000	
CIP - I&I STUDY PROJ 4,5,9,11	952-84-754	326,134	1,275,000	936,152	936,152	
<b>TOTAL CAPITAL OUTLAY</b>		367,672	3,682,110	3,621,152	3,621,152	0
<b>TOTAL EXPENDITURES</b>		<b>367,672</b>	<b>3,682,110</b>	<b>3,621,152</b>	<b>3,621,152</b>	<b>0</b>
<b>FUND BALANCE</b>						
ENDING FUND BALANCE	952-90-999	0	624,629	0	0	
<b>TOTAL FUND BALANCE</b>		0	624,629	0	0	0
<b>GRAND TOTAL SEWER FUND 952</b>		<b>367,672</b>	<b>4,306,739</b>	<b>3,621,152</b>	<b>3,621,152</b>	<b>0</b>



# City of Bandon 2023-2024 Annual Budget

## FUNDS BY TYPE ENTERPRISE FUNDS

---

REVENUES AND OTHER RESOURCES

DETAIL

SEWER SDC REIMB FUND (730)	ACCOUNT NO	2021-22 ACTUAL	2022-23 BUDGET	2023-24 PROPOSED	2023-24 APPROVED	2023-24 ADOPTED
<b>MISCELLANEOUS</b>						
SYSTEM DEVELOPMENT FEES - CASH	730-419-00	43,041	30,000	30,000	30,000	
INTEREST INCOME	730-450-00	715	600	1,550	1,550	
SDC ASSESSMENTS - CY REVENUE	730-455-00	-6	80	80	80	
ASSESSMENT INTEREST	730-456-00	279	300	300	300	
NEW SDC ASSESSMENT	730-457-00	963	0	0	0	
<b>TOTAL MISCELLANEOUS</b>		44,992	30,980	31,930	31,930	0
<b>TOTAL OTHER RESOURCES</b>		<b>44,992</b>	<b>30,980</b>	<b>31,930</b>	<b>31,930</b>	<b>0</b>
<b>FUND BALANCE</b>						
BEGINNING FUND BALANCE	730-400-00	113,490	132,955	184,867	184,867	
<b>TOTAL FUND BALANCE</b>		113,490	132,955	184,867	184,867	0
<b>GRAND TOTAL SEWER SDC REIMB FUND (730)</b>		<b>158,481</b>	<b>163,935</b>	<b>216,797</b>	<b>216,797</b>	<b>0</b>

# City of Bandon 2023-2024 Annual Budget

## FUNDS BY TYPE ENTERPRISE FUNDS

---

**EXPENDITURE DETAIL**

**SEWER SDC REIMB FUND (730)**

**EXPENDITURES**

		2021-22	2022-23	2023-24	2023-24	2023-24
ACCOUNT NO		ACTUAL	BUDGET	PROPOSED	APPROVED	ADOPTED
<b>MATERIALS AND SERVICES:</b>						
CONSULTING SERVICES	730-50-660	0	10,000	10,000	10,000	
<b>MATERIALS AND SERVICES</b>		<u>0</u>	<u>10,000</u>	<u>10,000</u>	<u>10,000</u>	<u>0</u>
<b>CAPITAL OUTLAY:</b>						
CIP - SDC MANUAL UPDATE	730-50-756	0	10,000	10,000	10,000	
SEWER PROJECTS	730-50-775	0	0	100,000	100,000	
<b>TOTAL CAPITAL OUTLAY</b>		<u>0</u>	<u>10,000</u>	<u>110,000</u>	<u>110,000</u>	<u>0</u>
<b>CONTINGENCIES &amp; RESERVES:</b>						
CONTINGENCY	730-50-980	0	0	96,797	96,797	
<b>TOTAL CONTINGENCIES &amp; RESERVES</b>		<u>0</u>	<u>0</u>	<u>96,797</u>	<u>96,797</u>	<u>0</u>
<b>TOTAL EXPENDITURES</b>		<u><b>0</b></u>	<u><b>20,000</b></u>	<u><b>216,797</b></u>	<u><b>216,797</b></u>	<u><b>0</b></u>
<b>FUND BALANCE</b>						
ENDING FUND BALANCE	730-50-999	0	143,935	0	0	
<b>TOTAL FUND BALANCE</b>		<u>0</u>	<u>143,935</u>	<u>0</u>	<u>0</u>	<u>0</u>
<b>GRAND TOTAL SEWER SDC REIMB FUND (730)</b>		<u><b>0</b></u>	<u><b>163,935</b></u>	<u><b>216,797</b></u>	<u><b>216,797</b></u>	<u><b>0</b></u>

# City of Bandon 2023-2024 Annual Budget

## FUNDS BY TYPE ENTERPRISE FUNDS

---

REVENUES AND OTHER RESOURCES

DETAIL

SEWER SDC IMP FUND (731)	ACCOUNT NO	2021-22 ACTUAL	2022-23 BUDGET	2023-24 PROPOSED	2023-24 APPROVED	2023-24 ADOPTED
<b>MISCELLANEOUS</b>						
SYSTEM DEVELOPMENT FEES - CASH	731-419-00	65,102	40,000	40,000	40,000	
INTEREST INCOME	731-450-00	1,919	1,670	4,100	4,100	
SDC ASSESSMENTS - CY REVENUE	731-455-00	-5	116	116	116	
ASSESSMENT INTEREST	731-456-00	399	400	400	400	
NEW SDC ASSESSMENT	731-457-00	1,375	0	0	0	
<b>TOTAL MISCELLANEOUS</b>		68,790	42,186	44,616	44,616	0
<b>TOTAL OTHER RESOURCES</b>		<b>68,790</b>	<b>42,186</b>	<b>44,616</b>	<b>44,616</b>	<b>0</b>
<b>FUND BALANCE</b>						
BEGINNING FUND BALANCE	731-400-00	325,442	347,605	440,558	440,558	
<b>TOTAL FUND BALANCE</b>		325,442	347,605	440,558	440,558	0
<b>GRAND TOTAL SEWER SDC IMP FUND (731)</b>		<b>394,231</b>	<b>389,791</b>	<b>485,174</b>	<b>485,174</b>	<b>0</b>

# City of Bandon 2023-2024 Annual Budget

## FUNDS BY TYPE ENTERPRISE FUNDS

---

EXPENDITURE DETAIL

SEWER SDC IMP FUND (731)

EXPENDITURES

	ACCOUNT NO	2021-22 ACTUAL	2022-23 BUDGET	2023-24 PROPOSED	2023-24 APPROVED	2023-24 ADOPTED
<b>MATERIALS AND SERVICES:</b>						
CONSULTING SERVICES	731-50-660	0	20,000	20,000	20,000	
<b>MATERIALS AND SERVICES</b>		0	20,000	20,000	20,000	0
<b>CAPITAL OUTLAY:</b>						
CIP - SDC MANUAL UPDATE	731-50-756	0	10,000	10,000	10,000	
SEWER IMPROVEMENTS	731-50-775	0	0	230,000	230,000	
CIP - GRINDER INSTALL	731-50-800	0	0	0	0	
CAPITAL PROJECTS (RESERVE)	731-50-877	0	0	0	0	
<b>TOTAL CAPITAL OUTLAY</b>		0	10,000	240,000	240,000	0
<b>CONTINGENCIES &amp; RESERVES:</b>						
CONTINGENCY	731-50-980	0	0	225,174	225,174	
<b>TOTAL CONTINGENCIES &amp; RESERVES</b>		0	0	225,174	225,174	0
<b>TOTAL EXPENDITURES</b>		<b>0</b>	<b>30,000</b>	<b>485,174</b>	<b>485,174</b>	<b>0</b>
<b>FUND BALANCE</b>						
ENDING FUND BALANCE	731-50-999	0	359,791	0	0	
<b>TOTAL FUND BALANCE</b>		0	359,791	0	0	0
<b>GRAND TOTAL SEWER SDC IMP FUND (731)</b>		<b>0</b>	<b>389,791</b>	<b>485,174</b>	<b>485,174</b>	<b>0</b>

# City of Bandon 2023-2024 Annual Budget

## FUNDS BY TYPE CAPITAL IMPROVEMENT

---

REVENUES AND OTHER RESOURCES

DETAIL

CAPITAL IMPROVEMENT FUND (510)

	ACCOUNT NO	2021-22 ACTUAL	2022-23 BUDGET	2023-24 PROPOSED	2023-24 APPROVED	2023-24 ADOPTED
<b>MISCELLANEOUS</b>						
INTEREST INCOME	510-450-00	0	0	0	0	
<b>TOTAL MISCELLANEOUS</b>		<b>0</b>	<b>0</b>	<b>0</b>	<b>0</b>	<b>0</b>
<b>TRANS FROM OTHER FUNDS</b>						
TRANSFER FROM FUND 100	510-490-45	0	0	0	0	
<b>TOTAL TRANS FROM OTHER FUNDS</b>		<b>0</b>	<b>0</b>	<b>0</b>	<b>0</b>	<b>0</b>
<b>TOTAL OTHER RESOURCES</b>		<b>0</b>	<b>0</b>	<b>0</b>	<b>0</b>	<b>0</b>
<b>FUND BALANCE</b>						
BEGINNING FUND BALANCE	510-400-00	0	0	0	0	
<b>TOTAL FUND BALANCE</b>		<b>0</b>	<b>0</b>	<b>0</b>	<b>0</b>	<b>0</b>
<b>GRAND TOTAL CAP IMPROVEMENT FUND (510)</b>		<b>0</b>	<b>0</b>	<b>0</b>	<b>0</b>	<b>0</b>

# City of Bandon 2023-2024 Annual Budget

## FUNDS BY TYPE CAPITAL IMPROVEMENT

---

EXPENDITURE DETAIL

CAPITAL IMPROVEMENT FUND (510)

EXPENDITURES	ACCOUNT NO	2021-22 ACTUAL	2022-23 BUDGET	2023-24 PROPOSED	2023-24 APPROVED	2023-24 ADOPTED
<b>MATERIALS AND SERVICES:</b>						
OTHER	510-50-749	0	0	0	0	0
<b>MATERIALS AND SERVICES</b>		<u>0</u>	<u>0</u>	<u>0</u>	<u>0</u>	<u>0</u>
<b>DEBT SERVICE:</b>						
SWEEPER LOAN PRINCIPAL	510-52-890	0	0	0	0	0
SWEEPER LOAN - INTEREST	510-52-891	0	0	0	0	0
<b>TOTAL DEBT SERVICE</b>		<u>0</u>	<u>0</u>	<u>0</u>	<u>0</u>	<u>0</u>
<b>TOTAL EXPENDITURES</b>		<u><b>0</b></u>	<u><b>0</b></u>	<u><b>0</b></u>	<u><b>0</b></u>	<u><b>0</b></u>
<b>FUND BALANCE</b>						
ENDING FUND BALANCE	510-50-999	0	0	0	0	0
<b>TOTAL FUND BALANCE</b>		<u>0</u>	<u>0</u>	<u>0</u>	<u>0</u>	<u>0</u>
<b>GRAND TOTAL CAP IMPROVEMENT FUND (510)</b>		<u><b>0</b></u>	<u><b>0</b></u>	<u><b>0</b></u>	<u><b>0</b></u>	<u><b>0</b></u>

# City of Bandon 2023-2024 Annual Budget

## FUNDS BY TYPE CAPITAL IMPROVEMENT

---

REVENUES AND OTHER RESOURCES

DETAIL

PARK & REC DEVELOPMENT (550)

	ACCOUNT NO	2021-22 ACTUAL	2022-23 BUDGET	2023-24 PROPOSED	2023-24 APPROVED	2023-24 ADOPTED
<b>MISCELLANEOUS</b>						
INTEREST INCOME	550-450-00	371	410	650	650	
OTHER	550-489-00	0	0	0	0	
TRANSFER FROM GENERAL FUND	550-490-01	127,938	0	0	0	
<b>TOTAL MISCELLANEOUS</b>		<b>128,310</b>	<b>410</b>	<b>650</b>	<b>650</b>	<b>0</b>
<b>TOTAL OTHER RESOURCES</b>		<b>128,310</b>	<b>410</b>	<b>650</b>	<b>650</b>	<b>0</b>
<b>FUND BALANCE</b>						
BEGINNING FUND BALANCE	550-400-00	95,688	50,382	53,790	53,790	
<b>TOTAL FUND BALANCE</b>		<b>95,688</b>	<b>50,382</b>	<b>53,790</b>	<b>53,790</b>	<b>0</b>
<b>GRAND TOTAL PARK &amp; REC DEVELOPMENT (550)</b>		<b>223,997</b>	<b>50,792</b>	<b>54,440</b>	<b>54,440</b>	<b>0</b>

# City of Bandon 2023-2024 Annual Budget

## FUNDS BY TYPE CAPITAL IMPROVEMENT

---

**EXPENDITURE DETAIL**

**PARK & REC DEVELOPMENT (550)**

**EXPENDITURES**

		2021-22	2022-23	2023-24	2023-24	2023-24
ACCOUNT NO		ACTUAL	BUDGET	PROPOSED	APPROVED	ADOPTED
<b>MATERIALS AND SERVICES:</b>						
CONSULTING SERVICES	550-50-660	0	20,000	20,000	20,000	
<b>MATERIALS AND SERVICES</b>		0	20,000	20,000	20,000	0
<b>CAPITAL OUTLAY:</b>						
CIP - LAND ACQUISTN/MISC IMP	550-50-829	0	30,792	34,440	34,440	
<b>TOTAL CAPITAL OUTLAY</b>		0	30,792	34,440	34,440	0
<b>DEBT SERVICE:</b>						
GOLF COURSE LOAN PRINCIPAL	550-50-890	159,387	0	0	0	
GOLF COURSE INTEREST EXP	550-50-891	11,986	0	0	0	
<b>TOTAL DEBT SERVICE</b>		171,373	0	0	0	0
<b>TOTAL EXPENDITURES</b>		<b>171,373</b>	<b>50,792</b>	<b>54,440</b>	<b>54,440</b>	<b>0</b>
<b>FUND BALANCE</b>						
ENDING FUND BALANCE	550-50-999	0	0	0	0	
<b>TOTAL FUND BALANCE</b>		0	0	0	0	0
<b>GRAND TOTAL PARK &amp; REC DEVELOPMENT (550)</b>		<b>171,373</b>	<b>50,792</b>	<b>54,440</b>	<b>54,440</b>	<b>0</b>



# City of Bandon 2023-2024 Annual Budget

## FUNDS BY TYPE CAPITAL IMPROVEMENT

---

REVENUES AND OTHER RESOURCES

DETAIL

LOCAL IMPROVEMENT DIST (640)

	ACCOUNT NO	2021-22 ACTUAL	2022-23 BUDGET	2023-24 PROPOSED	2023-24 APPROVED	2023-24 ADOPTED
<b>MISCELLANEOUS</b>						
INTEREST INCOME	640-450-00	295	270	525	525	
<b>TOTAL MISCELLANEOUS</b>		295	270	525	525	0
<b>TOTAL OTHER RESOURCES</b>		<b>295</b>	<b>270</b>	<b>525</b>	<b>525</b>	<b>0</b>
<b>FUND BALANCE</b>						
BEGINNING FUND BALANCE	640-400-00	54,339	54,609	55,599	55,599	
<b>TOTAL FUND BALANCE</b>		54,339	54,609	55,599	55,599	0
<b>GRAND TOTAL LOCAL IMPROVEMENT DIST (640)</b>		<b>54,634</b>	<b>54,879</b>	<b>56,124</b>	<b>56,124</b>	<b>0</b>

# City of Bandon 2023-2024 Annual Budget

## FUNDS BY TYPE CAPITAL IMPROVEMENT

---

EXPENDITURE DETAIL

LOCAL IMPROVEMENT DIST (640)

EXPENDITURES	ACCOUNT NO	2021-22 ACTUAL	2022-23 BUDGET	2023-24 PROPOSED	2023-24 APPROVED	2023-24 ADOPTED
<b>CONTINGENCIES &amp; RESERVES:</b>						
CONTINGECY	640-50-980	0	0	56,124	56,124	
<b>TOTAL CONTINGENCIES &amp; RESERVES</b>		<u>0</u>	<u>0</u>	<u>56,124</u>	<u>56,124</u>	<u>0</u>
<b>FUND BALANCE</b>						
ENDING FUND BALANCE	640-50-999	0	54,879	0	0	
<b>TOTAL FUND BALANCE</b>		<u>0</u>	<u>54,879</u>	<u>0</u>	<u>0</u>	<u>0</u>
<b>TOTAL EXPENDITURES</b>		<u>0</u>	<u>54,879</u>	<u>56,124</u>	<u>56,124</u>	<u>0</u>
<b>GRAND TOTAL LOCAL IMPROVEMENT DIST (640)</b>		<u><u>0</u></u>	<u><u>54,879</u></u>	<u><u>56,124</u></u>	<u><u>56,124</u></u>	<u><u>0</u></u>

# City of Bandon 2023-2024 Annual Budget

## FUNDS BY TYPE CAPITAL IMPROVEMENT

---

REVENUES AND OTHER RESOURCES

DETAIL

STREET SDC REIMB FUND (710)

	ACCOUNT NO	2021-22 ACTUAL	2022-23 BUDGET	2023-24 PROPOSED	2023-24 APPROVED	2023-24 ADOPTED
<b>MISCELLANEOUS</b>						
SYSTEM DEVELOPMENT FEES - CASH	710-419-00	29,938	18,000	18,000	18,000	
INTEREST INCOME	710-450-00	1,459	1,300	3,200	3,200	
SDC ASSESSMENTS - CY REVENUE	710-455-00	1,615	0	0	0	
ASSESSMENT INTEREST	710-456-00	160	0	0	0	
NEW SDC ASSESSMENT	710-457-00	550	0	0	0	
<b>TOTAL MISCELLANEOUS</b>		<b>33,723</b>	<b>19,300</b>	<b>21,200</b>	<b>21,200</b>	<b>0</b>
<b>TOTAL OTHER RESOURCES</b>		<b>33,723</b>	<b>19,300</b>	<b>21,200</b>	<b>21,200</b>	<b>0</b>
<b>FUND BALANCE</b>						
BEGINNING FUND BALANCE	710-400-00	252,612	256,741	307,093	307,093	
<b>TOTAL FUND BALANCE</b>		<b>252,612</b>	<b>256,741</b>	<b>307,093</b>	<b>307,093</b>	<b>0</b>
<b>GRAND TOTAL STREET SDC REIMB FUND (710)</b>		<b>286,335</b>	<b>276,041</b>	<b>328,293</b>	<b>328,293</b>	<b>0</b>

# City of Bandon 2023-2024 Annual Budget

## FUNDS BY TYPE CAPITAL IMPROVEMENT

---

**EXPENDITURE DETAIL**

**STREET SDC REIMB FUND (710)**

EXPENDITURES	ACCOUNT NO	2021-22 ACTUAL	2022-23 BUDGET	2023-24 PROPOSED	2023-24 APPROVED	2023-24 ADOPTED
<b>CAPITAL OUTLAY:</b>						
CONSULTING SERVICES	710-50-750	0	10,000	10,000	10,000	
CIP - SDC MANUAL UPDATE	710-50-756	0	10,000	10,000	10,000	
STREET PROJECTS	710-50-775	0	0	150,000	150,000	
<b>TOTAL CAPITAL OUTLAY</b>		<b>0</b>	<b>20,000</b>	<b>170,000</b>	<b>170,000</b>	<b>0</b>
<b>CONTINGENCIES &amp; RESERVES:</b>						
CONTINGENCY	710-50-980	0	0	158,293	158,293	
<b>TOTAL CONTINGENCIES &amp; RESERVES</b>		<b>0</b>	<b>0</b>	<b>158,293</b>	<b>158,293</b>	<b>0</b>
<b>TOTAL EXPENDITURES</b>		<b>0</b>	<b>20,000</b>	<b>328,293</b>	<b>328,293</b>	<b>0</b>
<b>FUND BALANCE</b>						
ENDING FUND BALANCE	710-50-999	0	256,041	0	0	0
<b>TOTAL FUND BALANCE</b>		<b>0</b>	<b>256,041</b>	<b>0</b>	<b>0</b>	<b>0</b>
<b>GRAND TOTAL STREET SDC REIMB FUND (710)</b>		<b>0</b>	<b>276,041</b>	<b>328,293</b>	<b>328,293</b>	<b>0</b>

# City of Bandon 2023-2024 Annual Budget

## FUNDS BY TYPE CAPITAL IMPROVEMENT

---

REVENUES AND OTHER RESOURCES

DETAIL

STREET SDC IMP FUND (711)

	ACCOUNT NO	2021-22 ACTUAL	2022-23 BUDGET	2023-24 PROPOSED	2023-24 APPROVED	2023-24 ADOPTED
<b>MISCELLANEOUS</b>						
SYSTEM DEVELOPMENT FEES - CASH	711-419-00	56,116	30,000	30,000	30,000	
INTEREST INCOME	711-450-00	2,864	2,550	7,100	7,100	
SDC ASSESSMENTS - CY REVENUE	711-455-00	3,231	50	50	50	
ASSESSMENT INTEREST	711-456-00	321	375	375	375	
NEW SDC ASSESSMENT	711-457-00	1,100	0	0	0	
<b>TOTAL MISCELLANEOUS</b>		<b>63,632</b>	<b>32,975</b>	<b>37,525</b>	<b>37,525</b>	<b>0</b>
<b>TOTAL OTHER RESOURCES</b>		<b>63,632</b>	<b>32,975</b>	<b>37,525</b>	<b>37,525</b>	<b>0</b>
<b>FUND BALANCE</b>						
BEGINNING FUND BALANCE	711-400-00	499,181	526,241	600,575	600,575	
<b>TOTAL FUND BALANCE</b>		<b>499,181</b>	<b>526,241</b>	<b>600,575</b>	<b>600,575</b>	<b>0</b>
<b>GRAND TOTAL STREET SDC IMP FUND (711)</b>		<b>562,813</b>	<b>559,216</b>	<b>638,100</b>	<b>638,100</b>	<b>0</b>

# City of Bandon 2023-2024 Annual Budget

## FUNDS BY TYPE CAPITAL IMPROVEMENT

---

**EXPENDITURE DETAIL**

**STREET SDC IMP FUND (711)**

EXPENDITURES	ACCOUNT NO	2021-22 ACTUAL	2022-23 BUDGET	2023-24 PROPOSED	2023-24 APPROVED	2023-24 ADOPTED
<b>CAPITAL OUTLAY:</b>						
CONSULTING SERVICES	711-50-750	2,003	10,000	10,000	10,000	
CIP - SDC MANUAL UPDATE	711-50-756	0	10,000	10,000	10,000	
STREET IMPROVEMENTS	711-50-775	0	0	300,000	300,000	
<b>TOTAL CAPITAL OUTLAY</b>		2,003	20,000	320,000	320,000	0
<b>CONTINGENCIES &amp; RESERVES:</b>						
CONTINGENCY	711-50-980	0	0	318,100	318,100	
<b>TOTAL CONTINGENCIES &amp; RESERVES</b>		0	0	318,100	318,100	0
<b>TOTAL EXPENDITURES</b>		2,003	20,000	638,100	638,100	0
<b>FUND BALANCE</b>						
ENDING FUND BALANCE	711-50-999	0	539,216	0	0	
<b>TOTAL FUND BALANCE</b>		0	539,216	0	0	0
<b>GRAND TOTAL STREET SDC IMP FUND (711)</b>		2,003	559,216	638,100	638,100	0

# City of Bandon 2023-2024 Annual Budget

## FUNDS BY TYPE CAPITAL IMPROVEMENT

---

REVENUES AND OTHER RESOURCES

DETAIL

STORM DRAINAGE SDC REIMB (715)

	ACCOUNT NO	2021-22 ACTUAL	2022-23 BUDGET	2023-24 PROPOSED	2023-24 APPROVED	2023-24 ADOPTED
<b>MISCELLANEOUS</b>						
SYSTEM DEVELOPMENT FEES - CASH	715-419-00	82,707	45,000	45,000	45,000	
INTEREST INCOME	715-450-00	753	835	1,120	1,120	
SDC ASSESSMENTS - CY REVENUE	715-455-00	4,840	70	70	70	
ASSESSMENT INTEREST	715-456-00	481	500	500	500	
NEW SDC ASSESSMENT	715-457-00	1,650	0	0	0	
<b>TOTAL MISCELLANEOUS</b>		<b>90,431</b>	<b>46,405</b>	<b>46,690</b>	<b>46,690</b>	<b>0</b>
<b>TOTAL OTHER RESOURCES</b>		<b>90,431</b>	<b>46,405</b>	<b>46,690</b>	<b>46,690</b>	<b>0</b>
<b>FUND BALANCE</b>						
BEGINNING FUND BALANCE	715-400-00	194,015	92,434	168,787	168,787	
<b>TOTAL FUND BALANCE</b>		<b>194,015</b>	<b>92,434</b>	<b>168,787</b>	<b>168,787</b>	<b>0</b>
<b>GRAND TOTAL STORM DRAINAGE SDC REIMB</b>		<b>284,446</b>	<b>138,839</b>	<b>215,477</b>	<b>215,477</b>	<b>0</b>

# City of Bandon 2023-2024 Annual Budget

## FUNDS BY TYPE CAPITAL IMPROVEMENT

---

EXPENDITURE DETAIL

STORM DRAINAGE SDC REIMB (715)

EXPENDITURES	ACCOUNT NO	2021-22 ACTUAL	2022-23 BUDGET	2023-24 PROPOSED	2023-24 APPROVED	2023-24 ADOPTED
<b>MATERIALS AND SERVICES:</b>						
OTHER	715-50-749	0	0	0	0	
<b>MATERIALS AND SERVICES</b>		<u>0</u>	<u>0</u>	<u>0</u>	<u>0</u>	<u>0</u>
<b>CAPITAL OUTLAY:</b>						
CONSULTING SERVICES	715-50-750	585	10,000	10,000	10,000	
MISC DRAINAGE PROJECTS	715-50-774	158,248	0	0	0	
STORM DRAINAGE PROJECTS	715-50-775	0	0	100,000	100,000	
<b>TOTAL CAPITAL OUTLAY</b>		<u>158,832</u>	<u>10,000</u>	<u>110,000</u>	<u>110,000</u>	<u>0</u>
<b>CONTINGENCIES &amp; RESERVES:</b>						
CONTINGENCY	715-50-980	0	0	105,477	105,477	
<b>TOTAL CONTINGENCIES &amp; RESERVES</b>		<u>0</u>	<u>0</u>	<u>105,477</u>	<u>105,477</u>	<u>0</u>
<b>TOTAL EXPENDITURES</b>		<u><b>158,832</b></u>	<u><b>10,000</b></u>	<u><b>215,477</b></u>	<u><b>215,477</b></u>	<u><b>0</b></u>
<b>FUND BALANCE</b>						
ENDING FUND BALANCE	715-50-999	0	128,839	0	0	
<b>TOTAL FUND BALANCE</b>		<u>0</u>	<u>128,839</u>	<u>0</u>	<u>0</u>	<u>0</u>
<b>GRAND TOTAL STORM DRAINAGE SDC REIMB</b>		<u><b>158,832</b></u>	<u><b>138,839</b></u>	<u><b>215,477</b></u>	<u><b>215,477</b></u>	<u><b>0</b></u>



# City of Bandon 2023-2024 Annual Budget

## FUNDS BY TYPE CAPITAL IMPROVEMENT

---

REVENUES AND OTHER RESOURCES

DETAIL

STORM DRAINAGE SDC IMP (716)

	ACCOUNT NO	2021-22 ACTUAL	2022-23 BUDGET	2023-24 PROPOSED	2023-24 APPROVED	2023-24 ADOPTED
<b>MISCELLANEOUS</b>						
SYSTEM DEVELOPMENT FEES - CASH	716-419-00	72,525	41,000	41,000	41,000	
INTEREST INCOME	716-450-00	715	560	2,160	2,160	
SDC ASSESSMENTS - CY REVENUE	716-455-00	4,041	70	70	70	
ASSESSMENT INTEREST	716-456-00	401	450	450	450	
NEW SDC ASSESSMENT	716-457-00	1,375	0	0	0	
<b>TOTAL MISCELLANEOUS</b>		<b>79,056</b>	<b>42,080</b>	<b>43,680</b>	<b>43,680</b>	<b>0</b>
<b>TOTAL OTHER RESOURCES</b>		<b>79,056</b>	<b>42,080</b>	<b>43,680</b>	<b>43,680</b>	<b>0</b>
<b>FUND BALANCE</b>						
BEGINNING FUND BALANCE	716-400-00	93,652	139,833	211,921	211,921	
<b>TOTAL FUND BALANCE</b>		<b>93,652</b>	<b>139,833</b>	<b>211,921</b>	<b>211,921</b>	<b>0</b>
<b>GRAND TOTAL STORM DRAINAGE SDC IMP (716)</b>		<b>172,709</b>	<b>181,913</b>	<b>255,601</b>	<b>255,601</b>	<b>0</b>

# City of Bandon 2023-2024 Annual Budget

## FUNDS BY TYPE CAPITAL IMPROVEMENT

---

**EXPENDITURE DETAIL**

**STORM DRAINAGE SDC IMP (716)**

EXPENDITURES	ACCOUNT NO	2021-22 ACTUAL	2022-23 BUDGET	2023-24 PROPOSED	2023-24 APPROVED	2023-24 ADOPTED
<b>CAPITAL OUTLAY:</b>						
CONSULTING SERVICES	716-50-750	975	10,000	10,000	10,000	
CIP - DRAINAGE PROJECTS ( RES)	716-50-774	0	0	0	0	
STORM DRAINAGE IMPROVEMENTS	716-50-778	0	0	125,000	125,000	
<b>TOTAL CAPITAL OUTLAY</b>		975	10,000	135,000	135,000	0
<b>CONTINGENCIES &amp; RESERVES:</b>						
CONTINGENCY	716-50-980	0	0	120,601	120,601	
<b>TOTAL CONTINGENCIES &amp; RESERVES</b>		0	0	120,601	120,601	0
<b>TOTAL EXPENDITURES</b>		975	10,000	255,601	255,601	0
<b>FUND BALANCE</b>						
ENDING FUND BALANCE	716-50-999	0	171,913	0	0	
<b>TOTAL FUND BALANCE</b>		0	171,913	0	0	0
<b>GRAND TOTAL STORM DRAINAGE SDC IMP (716)</b>		975	181,913	255,601	255,601	0

# City of Bandon 2023-2024 Annual Budget

## FUNDS BY TYPE CAPITAL IMPROVEMENT

---

**REVENUES AND OTHER RESOURCES**

**DETAIL**

LOCAL OPTION STREET TAX (750)	ACCOUNT NO	2021-22 ACTUAL	2022-23 BUDGET	2023-24 PROPOSED	2023-24 APPROVED	2023-24 ADOPTED
<b>TAXES</b>						
TAXES - CURRENT PROPERTY TAXES	750-401-00	435,226	447,375	469,700	469,700	
TAXES - PRIOR PROPERTY TAXES	750-402-00	25,566	17,000	17,000	17,000	
<b>TOTAL TAXES</b>		460,792	464,375	486,700	486,700	0
<b>INTERGOVERNMENTAL</b>						
IN LIEU OF TAX-HERITAGE PLACE	750-439-05	0	16,961	5,557	5,557	
<b>TOTAL INTERGOVERNMENTAL</b>		0	16,961	5,557	5,557	0
<b>MISCELLANEOUS</b>						
MISC - INTEREST INCOME	750-450-00	8,997	8,065	20,450	20,450	
MISC - OTHER	750-489-00	15	0	0	0	
<b>TOTAL MISCELLANEOUS</b>		9,013	8,065	20,450	20,450	0
<b>TOTAL OTHER RESOURCES</b>		<b>469,804</b>	<b>489,401</b>	<b>512,707</b>	<b>512,707</b>	<b>0</b>
<b>FUND BALANCE</b>						
BEGINNING BALANCE	750-400-00	1,712,871	1,646,401	2,167,720	2,167,720	
<b>TOTAL FUND BALANCE</b>		1,712,871	1,646,401	2,167,720	2,167,720	0
<b>GRAND TOTAL LOCAL OPTION STREET TAX (750)</b>		<b>2,182,675</b>	<b>2,135,802</b>	<b>2,680,427</b>	<b>2,680,427</b>	<b>0</b>

# City of Bandon 2023-2024 Annual Budget

## FUNDS BY TYPE CAPITAL IMPROVEMENT

---

**EXPENDITURE DETAIL**

**LOCAL OPTION STREET TAX (750)**

EXPENDITURES	ACCOUNT NO	2021-22 ACTUAL	2022-23 BUDGET	2023-24 PROPOSED	2023-24 APPROVED	2023-24 ADOPTED
<b>CAPITAL OUTLAY:</b>						
CIP - STREET PROJECTS (MISC)	750-50-774	314,472	0	350,000	350,000	
CIP - HWY 101 INTERFACE SAFETY	750-50-801	0	0	0	0	
MISCELLANEOUS	750-50-853	34	0	0	0	
<b>TOTAL CAPITAL OUTLAY</b>		<u>314,506</u>	<u>0</u>	<u>350,000</u>	<u>350,000</u>	<u>0</u>
<b>DEBT SERVICE:</b>						
SWEEPER LOAN PRINCIPAL	750-50-892	152,177	0	0	0	
SWEEPER LOAN INTEREST EXP	750-50-893	417	0	0	0	
<b>TOTAL DEBT SERVICE</b>		<u>152,594</u>	<u>0</u>	<u>0</u>	<u>0</u>	<u>0</u>
<b>CONTINGENCIES &amp; RESERVES:</b>						
RESERVE	750-50-970	0	0	0	0	
CONTINGENCY	750-50-980	0	150,000	350,000	350,000	
<b>TOTAL CONTINGENCIES &amp; RESERVES</b>		<u>0</u>	<u>150,000</u>	<u>350,000</u>	<u>350,000</u>	<u>0</u>
<b>TOTAL EXPENDITURES</b>		<u><b>467,100</b></u>	<u><b>150,000</b></u>	<u><b>700,000</b></u>	<u><b>700,000</b></u>	<u><b>0</b></u>
<b>FUND BALANCE</b>						
ENDING FUND BALANCE	750-50-999	0	1,985,802	1,980,427	1,980,427	
<b>TOTAL FUND BALANCE</b>		<u>0</u>	<u>1,985,802</u>	<u>1,980,427</u>	<u>1,980,427</u>	<u>0</u>
<b>GRAND TOTAL LOCAL OPTION STREET TAX (750)</b>		<u><b>467,100</b></u>	<u><b>2,135,802</b></u>	<u><b>2,680,427</b></u>	<u><b>2,680,427</b></u>	<u><b>0</b></u>

# City of Bandon 2023-2024 Annual Budget

## FUNDS BY TYPE DEBT SERVICE FUNDS

REVENUES AND OTHER RESOURCES

DETAIL

GO BOND DEBT SERVICE (365)

	ACCOUNT NO	2021-22 ACTUAL	2022-23 BUDGET	2023-24 PROPOSED	2023-24 APPROVED	2023-24 ADOPTED
<b>TAXES</b>						
2000 RD GO BD CY PROP TX (343)	365-401-01	154,326	165,768	165,768	165,768	
2000 SDWRLF BD CY PRO TX (344)	365-401-02	0	0	0	0	
2018-2009 WTP BD CY PROP TAX (375)	365-401-03	60,918	55,279	54,009	54,009	
2000 RD GO BD PY PROP TX (343)	365-402-01	9,149	5,000	5,000	5,000	
2000 SDWRLF BD PY PRO TX (344)	365-402-02	0	0	0	0	
2018-2009 WTP BD PY PROP TX (375)	365-402-03	3,291	3,000	3,000	3,000	
2021 GO BOND CY PROP TX	365-403-01	291,769	341,570	339,860	339,860	
	<b>TOTAL TAXES</b>	<b>519,453</b>	<b>570,617</b>	<b>567,637</b>	<b>567,637</b>	<b>0</b>
<b>OTHER TAXES</b>						
2000 RD BDS OUT/CITY BD (343)	365-440-01	30,446	30,000	30,000	30,000	
2018-2009 WTP OUT/CITY BOND (375)	365-440-03	9,035	9,000	9,000	9,000	
	<b>TOTAL OTHER TAXES</b>	<b>39,481</b>	<b>39,000</b>	<b>39,000</b>	<b>39,000</b>	<b>0</b>
<b>MISCELLANEOUS</b>						
2000 RD BONDS - HP (343)	365-441-01	0	4,883	1,992	1,992	
2000 SDWRLF LIEU/TX-HP (344)	365-441-02	0	2,084	680	680	
2018-2009 WTP LIEU OF TAX-HP (375)	365-441-03	0	0	0	0	
2021 GO BOND LIEU/TX-HP	365-441-05	0	11,274	3,983	3,983	
INTEREST	365-450-00	2,613	2,150	3,620	3,620	
	<b>TOTAL MISCELLANEOUS</b>	<b>2,613</b>	<b>20,390</b>	<b>10,275</b>	<b>10,275</b>	<b>0</b>
<b>TRANSFER FROM OTHER FUNDS</b>						
TRANSFER FROM GENERAL FUND	365-490-00	13,914	0	0	0	
	<b>TOTAL TRANS FROM OTHER FUNDS</b>	<b>13,914</b>	<b>0</b>	<b>0</b>	<b>0</b>	<b>0</b>
	<b>TOTAL OTHER RESOURCES</b>	<b>575,462</b>	<b>630,007</b>	<b>616,912</b>	<b>616,912</b>	<b>0</b>
<b>FUND BALANCE</b>						
BEGINNING FUND BALANCE	365-400-00	407,827	462,929	505,029	505,029	
	<b>TOTAL FUND BALANCE</b>	<b>407,827</b>	<b>462,929</b>	<b>505,029</b>	<b>505,029</b>	<b>0</b>
	<b>GRAND TOTAL GO BOND DEBT SERVICE (365)</b>	<b>983,289</b>	<b>1,092,936</b>	<b>1,121,941</b>	<b>1,121,941</b>	<b>0</b>

# City of Bandon 2023-2024 Annual Budget

## FUNDS BY TYPE DEBT SERVICE FUNDS

---

EXPENDITURE DETAIL

GO BOND DEBT SERVICE (365)

DEPARTMENT 50

	ACCOUNT NO	2021-22 ACTUAL	2022-23 BUDGET	2023-24 PROPOSED	2023-24 APPROVED	2023-24 ADOPTED
<b>DEBT SERVICE:</b>						
2000 RD INT BDS IS 12/00 (343)	365-52-890	96,991	93,896	90,662	90,662	
2000 RD PRIN BD IS 12/00 (343)	365-52-891	68,777	71,872	75,106	75,106	
2000 SDWRLF BONDS INT (344)	365-53-890	0	0	0	0	
2000 SDWRLF BONDS PRIN (344)	365-53-891	0	0	0	0	
2018-2009 WTP BONDS INT (375)	365-54-890	26,471	24,707	23,180	23,180	
2018-2009 WTP BONDS PRIN (375)	365-54-891	35,288	30,552	30,830	30,830	
2021 GO BOND PRIN	365-55-890	228,722	312,157	248,099	248,099	
2021 GO BOND INT	365-55-891	81,192	95,958	91,761	91,761	
<b>TOTAL DEBT SERVICE</b>		<b>537,441</b>	<b>629,142</b>	<b>559,638</b>	<b>559,638</b>	<b>0</b>
<b>CONTINGENCIES &amp; RESERVES:</b>						
CONTINGENCY	365-50-980	0	0	100,000	100,000	
<b>TOTAL CONTINGENCIES &amp; RESERVES</b>		<b>0</b>	<b>0</b>	<b>100,000</b>	<b>100,000</b>	<b>0</b>
<b>FUND BALANCE:</b>						
ENDING FUND BALANCE	365-50-999	0	463,794	462,303	462,303	
<b>TOTAL FUND BALANCE</b>		<b>0</b>	<b>463,794</b>	<b>462,303</b>	<b>462,303</b>	<b>0</b>
<b>GRAND TOTAL GO BOND DEBT SERVICE (365)</b>		<b>537,441</b>	<b>1,092,936</b>	<b>1,121,941</b>	<b>1,121,941</b>	<b>0</b>

# City of Bandon 2023-2024 Annual Budget

## FUNDS BY TYPE DEBT SERVICE FUNDS

---

REVENUES AND OTHER RESOURCES

DETAIL

LID DEBT SERVICE (636)

	ACCOUNT NO	2021-22 ACTUAL	2022-23 BUDGET	2023-24 PROPOSED	2023-24 APPROVED	2023-24 ADOPTED
<b>MISCELLANEOUS</b>						
MISC - INTEREST INCOME	636-450-00	1,289	1,200	2,737	2,737	
ASSESSMENT/LOAN PRINCIPAL (633)	636-455-00	474	486	370	370	
2004 HWY 101 SW ASSMT PRIN-635	636-455-02	40,332	900	908	908	
12TH CT LID ASSMT PRIN (636)	636-455-03	-1,351	127	200	200	
OTHER LID ASSMT PRIN	636-455-04	0	0	0	0	
ASSESSMENT/LOAN INTEREST (633)	636-456-00	1,620	107	85	85	
2004 HWY 101 SW ASSMT INT-635	636-456-02	5,869	228	445	445	
12TH CT LID ASSMT INT (636)	636-456-03	1,131	250	300	300	
<b>TOTAL MISCELLANEOUS</b>		<b>49,363</b>	<b>3,298</b>	<b>5,045</b>	<b>5,045</b>	<b>0</b>
<b>TRANS FROM OTHER FUNDS</b>						
TRANS FROM OTHER FUNDS 634/635	636-490-01	0	0	0	0	
<b>TOTAL TRANS FROM OTHER FUNDS</b>		<b>0</b>	<b>0</b>	<b>0</b>	<b>0</b>	<b>0</b>
<b>TOTAL OTHER RESOURCES</b>		<b>49,363</b>	<b>3,298</b>	<b>5,045</b>	<b>5,045</b>	<b>0</b>
<b>FUND BALANCE</b>						
BEGINNING BALANCE	636-400-00	225,494	226,782	194,808	194,808	
<b>TOTAL FUND BALANCE</b>		<b>225,494</b>	<b>226,782</b>	<b>194,808</b>	<b>194,808</b>	<b>0</b>
<b>GRAND TOTAL LID DEBT SERVICE (636)</b>		<b>274,857</b>	<b>230,080</b>	<b>199,853</b>	<b>199,853</b>	<b>0</b>

# City of Bandon 2023-2024 Annual Budget

## FUNDS BY TYPE DEBT SERVICE FUNDS

---

EXPENDITURE DETAIL

LID DEBT SERVICE (636)

DEPARTMENT 50

	ACCOUNT NO	2021-22 ACTUAL	2022-23 BUDGET	2023-24 PROPOSED	2023-24 APPROVED	2023-24 ADOPTED
<b>DEBT SERVICE:</b>						
DEBT SVC INTEREST EXP	636-50-890	281	0	0	0	
DEBT SVC PRIN EXP	636-50-891	9,150	0	0	0	
2004 HWY 101 SEWER DS INT DUE	636-52-890	10,053	9,128	8,389	8,389	
2004 HWY 101 SW DS PRIN	636-52-891	23,245	24,910	24,910	24,910	
12TH CT LID DEBT SVC INT	636-53-890	3,524	3,453	3,357	3,357	
12TH CT LID DEBT SVC PRIN	636-53-891	1,824	1,894	1,991	1,991	
<b>TOTAL DEBT SERVICE</b>		<b>48,077</b>	<b>39,385</b>	<b>38,647</b>	<b>38,647</b>	<b>0</b>
<b>CONTINGENCIES &amp; RESERVES:</b>						
CONTINGENCY	636-50-980	0	0	161,206	161,206	
<b>TOTAL CONTINGENCIES &amp; RESERVES</b>		<b>0</b>	<b>0</b>	<b>161,206</b>	<b>161,206</b>	<b>0</b>
<b>TOTAL EXPENDITURES</b>		<b>48,077</b>	<b>39,385</b>	<b>199,853</b>	<b>199,853</b>	<b>0</b>
<b>FUND BALANCE</b>						
ENDING FUND BALANCE	636-50-999	0	190,695	0	0	
<b>TOTAL FUND BALANCE</b>		<b>0</b>	<b>190,695</b>	<b>0</b>	<b>0</b>	<b>0</b>
<b>GRAND TOTAL LID DEBT SERVICE (636)</b>		<b>48,077</b>	<b>230,080</b>	<b>199,853</b>	<b>199,853</b>	<b>0</b>



# MUNICIPAL BUSINESS PLAN

## CHAPTER 3

<a href="#"><u>ADMINISTRATIVE SERVICES</u></a> .....	<b>Page 111</b>
<a href="#"><u>PUBLIC SAFETY</u></a> .....	<b>Page 112</b>
<a href="#"><u>MUNICIPAL COURT</u></a> .....	<b>Page 115</b>
<a href="#"><u>FIRE</u></a> .....	<b>Page 116</b>
<a href="#"><u>WATER TREATMENT</u></a> .....	<b>Page 117</b>
<a href="#"><u>WASTE WATER TREATMENT</u></a> .....	<b>Page 119</b>
<a href="#"><u>PUBLIC WORKS</u></a> .....	<b>Page 121</b>
<a href="#"><u>ELECTRIC</u></a> .....	<b>Page 125</b>
<a href="#"><u>PLANNING</u></a> .....	<b>Page 127</b>
<a href="#"><u>LIBRARY</u></a> .....	<b>Page 130</b>
<a href="#"><u>COMMUNITY CENTER (Barn)</u></a> .....	<b>Page 132</b>
<a href="#"><u>SPRAGUE THEATER</u></a> .....	<b>Page 133</b>

# City of Bandon 2023-2024 Annual Budget

## MUNICIPAL BUSINESS PLAN

---

### ADMINISTRATIVE SERVICES and FINANCE

The City is continuing to professionalize, streamline and organize administrative services functions.

#### DEPARTMENT ACTIVITIES AND SERVICE LEVEL DESCRIPTION

The City Council provides direction for the overall management, administration, financial operations, and personnel supervision activities of the City of Bandon and the Bandon Urban Renewal Agency as defined in the Bandon Municipal Code, Title 2. The Department includes the City Manager's office, Finance Department, Human Resources, Economic Development, Special projects and the contract services of the City Attorney's office and the City Engineer.

The major activities for Administrative Services include personnel recruitment and coordination, election activities, records management and public information functions; grant applications and grant administration; and the intergovernmental relations of the City. Duties for daily operations include financial planning and budget preparation; accounting, water, sewer, and electric utility billings, collections, and bad-debt recoveries; budget control; liens and assessments; payroll; accounts payable and accounts receivable; and City Hall's customer service functions, which include reception, payment processing, answering telephone calls, dispatching utility services, and response staffing during power outages or other local emergencies.

#### Funding

The Administrative Services Department is funded from the General Fund, Urban Renewal Area 1 and 2, and the three municipal utilities (Electric, Water and Wastewater). Both Urban Renewal agencies and the three Municipal Utility enterprises provide reimbursement to the Administrative Services Department for their share of administrative, accounting and audit service-related activities.

---

### STAFFING LEVELS (Full-Time Equivalents)

<u>Position Title</u>	<u>19-20</u>	<u>20-21</u>	<u>21-22</u>	<u>22-23</u>	<u>23-24</u>
City Manager	1.00	1.00	1.00	1.00	1.00
Assistant to the City Manager	0.00	0.00	0.00	1.00	1.00
Finance Director	0.00	1.00	1.00	1.00	1.00
Assistant Finance Mgr.	0.00	0.50	0.50	0.00	0.00
Accountant II	0.00	0.00	0.00	0.00	1.00
City Recorder	0.50	0.50	0.50	1.00	1.00
Administrative Assistant	1.00	1.00	1.00	0.00	0.00
Administrative Services Manager	1.00	1.00	0.00	0.00	0.00
Administrative Services Assist. Manager	0.50	0.00	1.00	1.00	1.00
Clerk III	1.00	1.00	1.00	1.00	1.00
Clerk II	1.00	1.00	2.00	2.00	2.00
Clerk I	1.00	1.00	0.00	0.00	0.00
<b>TOTAL</b>	<b>7.00</b>	<b>8.00</b>	<b>8.00</b>	<b>8.00</b>	<b>8.00</b>

# City of Bandon 2023-2024 Annual Budget

## MUNICIPAL BUSINESS PLAN

---

### **PUBLIC SAFETY**

#### **DEPARTMENT ACTIVITIES AND SERVICE LEVEL DESCRIPTION**

The mission of the Bandon Police Department is to deliver the highest standard of law enforcement excellence in protecting life, property and human rights, and to work in a pro-active partnership with the community to solve problems, thereby enhancing the quality of life for our citizens.

The Bandon Police Department is committed to criminal investigations and apprehension of offenders, selective traffic enforcement, timely response to calls for service, investigation of accidents and the traditional duties of police in the community. In addition, the Department has a commitment to pro-active patrol by vehicle and foot to enhance positive interaction with citizens, merchants and visitors. We also continue to work with various departments, agencies and citizens in problem solving to improve the quality of life as well as the quality of service for our customers; continued community education efforts, and identification of alternate resources.

#### **Funding**

The Police Department is operated primarily out of the General Fund; Revenues are mainly derived through property taxes, utility taxes, transient occupancy taxes, and utility in-lieu of taxes.

---

#### **PRIOR YEAR ACCOMPLISHMENTS 2022-2023**

- Continued exploring grant opportunities.
- Continued emphasis on department training.
- Continued efforts in narcotics enforcement and education.
- Continued community service and volunteer programs.
- Increased neighborhood involvement, neighborhood watch, community forum meetings, home safety week, etc.
- Continued work with emergency management committee.
- Continued partnership with SCINT and other agencies.
- Continued emails to merchants regarding issues of fraud, etc.
- Continued to educate the public regarding their animals and how they affect their neighbors and people visiting our community.
- Updated computers and data storage.
- Continued working toward crosswalk safety.
- Continued training Officers in specialized training, mental health, DUII and drugs that impair driving.
- Continued drug take back program.
- Continued to increase enforcement of ordinance violations regarding transients and nuisance abatement.
- Assigned another Officer to the Coos County Major Crime Team with other agencies in the county.
- Hosted Coffee with the Cops events.

# City of Bandon 2023-2024 Annual Budget

## MUNICIPAL BUSINESS PLAN

---

- Explores the possibilities of adding an additional Officer due to the increased number of calls at the school district, traffic concerns, decriminalization of drugs and lack of resources at the jail.
- Hosted our first National Night Out.

### DEPARTMENT OBJECTIVES FOR 2023-2024

- Continue exploring grant opportunities.
- Continue emphasis on department training to include Reserve Officer training.
- Continue efforts in narcotics enforcement and education.
- Continue community service and volunteer programs.
- Increase neighborhood involvement, neighborhood watch, community forum meetings, home safety week, etc.
- Continue to work with emergency management committee.
- Continue partnership with SCINT and other agencies.
- Continue emails to merchants regarding issues of fraud, etc.
- Continue to educate the public regarding their animals and how they affect their neighbors and people visiting our community.
- Continue working toward crosswalk safety.
- Continue training Officers in specialized training, mental health, DUII and drugs that impair driving.
- Continue drug take back program.
- Continue to increase enforcement of ordinance violations regarding transients and house abatement.
- Assign another Officer to the Coos County Major Crime Team with other agencies in the county.
- Hosting Coffee with the Cops events.
- Explore the possibilities of adding an additional Officer due to the increased number of calls at the school district, traffic concerns, decriminalization of drugs and lack of resources at the jail.

### STAFFING LEVELS (Full-Time Equivalent)

Position Title	<u>19-20</u>	<u>20-21</u>	<u>21-22</u>	<u>22-23</u>	<u>23-24</u>
Chief	1	1	1	1	1
Patrol Sergeant	1	1	1	1	1
K9 Officer	1	0	0	0	0
Patrol Officer	3	4	4	4	5
Code Enforcement Officer	.5	.5	.5	.5	.5

# City of Bandon 2023-2024 Annual Budget

## MUNICIPAL BUSINESS PLAN

---

Administrative Services Officer	1	1	1	1	1
Part time Officer	0	1	0	0	0
<b>TOTAL PAID PERSONNEL</b>	<b>7.5</b>	<b>7.5</b>	<b>7.5</b>	<b>7.5</b>	<b>8.5</b>
Reserve Officer	3	1	1	1	0

## INDICATORS

<b>Calendar Year</b>	<b>2018</b>	<b>2019</b>	<b>2020</b>	<b>2021</b>	<b>2022</b>
Calls for Service	6644*	5713	4581	8043	8043
Arrests	190*	154	38	115	41

These numbers do not include every contact with citizens regarding civil or criminal matters. Police Officers are contacted on the street and at the Police Department multiple times each week where police report numbers are not drawn. We also spend time assisting other agencies like Department of Human Service Child and Seniors, which do not always draw a case number. Case Numbers are drawn when there is a report to be written. During the transition from CMI Computer Software to Eforce Software we unfortunately lost some tracking tools and the numbers for a couple months were skewed.

# City of Bandon 2023-2024 Annual Budget

## MUNICIPAL BUSINESS PLAN

---

### MUNICIPAL COURT

#### DEPARTMENT ACTIVITIES AND SERVICE LEVEL DESCRIPTION

The City began a Municipal Traffic Court in March of 2021. Court is held once a month, on the 2nd Tuesday of the month, at 3:00 P.M. The City also continues to operate a Municipal Court which focuses on the enforcement of City Ordinances. This Court meets on an as-needed basis. The Municipal Judge for both Courts is a contracted position appointed by the City Council.

#### Funding

The Municipal Courts are operated out of the General Fund. Funding is provided primarily from revenues derived from fines and forfeits charged by the Municipal Courts. In addition to the revenue generated by local traffic and code enforcement, a percentage of revenues are collected by District and Circuit Courts and deposited into the City's General Fund as required by State statutes.

---

#### STAFFING LEVELS:

The Municipal Court Judge is a contracted position. For the code enforcement Court, the Police Administrative Assistant serves as staff. For the Traffic Court, the Finance Director serves as the Court Administrator and the City Recorder serves as the Court Clerk.

#### Municipal Court – Code Enforcement

Number of violations cited in 2022:	16
Number of Hearings in 2022:	11

#### Municipal Court – Traffic

Number of citations written in 2022:	784
--------------------------------------	-----

# City of Bandon 2023-2024 Annual Budget

## MUNICIPAL BUSINESS PLAN

---

### **FIRE**

#### **DEPARTMENT ACTIVITIES AND SERVICE LEVEL DESCRIPTION**

Under the direction of the City Council, the Administrative Services Department is responsible for securing/providing Fire Department services for the City of Bandon.

Fire protection services are provided to the residents of Bandon through a contract with the Bandon Rural Fire Protection District.

The Bandon Rural Fire Protection District is an independent taxing district. Offices are located at 555 Oregon Avenue, Bandon, Oregon 97411.

#### **Funding**

The Contract for Fire Department services is paid out of the General Fund.

---

#### **STAFFING LEVELS**

The City of Bandon coordinates activities with the Bandon Rural Fire Protection District. The City does not employ any fire department personnel.

# City of Bandon 2023-2024 Annual Budget

## MUNICIPAL BUSINESS PLAN

---

### WATER TREATMENT

#### DEPARTMENT ACTIVITIES AND SERVICE LEVEL DESCRIPTION

The primary function of the Water Treatment Department is to provide a high-quality supply of clean drinking water and a dependable supply of water for fire suppression.

Water treatment consists of the water treatment plant, a settling pond, two pump stations and 1,000,000 and 2,000,000-gallon storage tanks. Water is drawn from Ferry and Geiger Creeks and pumped to a settling pond. It is then pumped to the treatment plant where it is treated, disinfected, pumped to the storage tanks and then gravity fed to the City. The plant can treat 1,400 gallons of water per minute (2 million gallons per day). The City's peak water demand has been as high as 1,500 gallons per minute. The daily consumption ranges from a high of 1.1 million gallons per day for summer use to 300,000 gallons per day for winter use.

The water distribution system (mains and lines) is operated in conjunction with the Public Works Department.

#### Funding

The activities of the Water Department are operated primarily out of the Water Fund and are financed by revenues collected from the sale of water to utility customers. The revenues collected through System Development Charges (SDC's) for new water installations are deposited into the Water SDC fund for use in various improvement projects to upgrade and expand the capacity of the water treatment and distribution system.

The voters passed a General Obligation Bond Measure in the November 2019 Election. The Bond was authorized by the Council for sale on February 1, 2021 (Resolution 21-03), in the amount of \$5,500,000. Water Treatment's portion of the sale proceeds are \$950,000, for improvements to Clarifier 2.

---

#### PRIOR YEAR ACCOMPLISHMENTS 2022-2023

- Installed seismic valves on 2-million-gallon reservoir.
- Completed rehabilitation of the interior of the 2-million-gallon reservoir.
- Continued building retaining walls on grounds for erosion control.
- Continued to operate plant in safe and cost-effective manner.
- Continued cross-training water/wastewater personnel on operations and maintenance of water treatment plant.
- Continued work with Dyer Engineering on conservation management plan.
- Continued work with Dyer Engineering and other entities on raw water storage reservoir and / or well field.
- Completed all testing as required by the State of Oregon.
- Completed annual flushing of the City's distribution system.



# City of Bandon 2023-2024 Annual Budget

## MUNICIPAL BUSINESS PLAN

---

### DEPARTMENT OBJECTIVES FOR 2023-2024

- Install Backup Generators for emergency operations.
- Rehabilitate the exterior of the 2-million-gallon reservoir.
- Continue work with Dyer Engineering and other entities on raw water storage reservoir.
- Complete all testing as required by the State of Oregon.
- Continue with annual flushing of the City’s distribution system.
- Continue building retaining walls on grounds for erosion control.
- Continue cross training water/wastewater personnel on operations and maintenance of water treatment plant.

### STAFFING LEVELS (Full-Time Equivalent)

<u>Position Title</u>	<u>19-20</u>	<u>20-21</u>	<u>21-22</u>	<u>22-23</u>	<u>23-24</u>
Chief Plant Operator	0.50	1.00	1.00	1.00	1.00
Operator Assistant	1.50	1.0	1.00	1.00	1.00
Clerical*	0.125	0.125	0.125	0.125	0.125
<b>TOTAL</b>	<b>2.125</b>	<b>2.125</b>	<b>2.125</b>	<b>2.125</b>	<b>2.125</b>

All positions are shared with the Wastewater Treatment Plant.

\*This position is 12.5% of a clerical support person, shared with the Electrical Department (50%), Public Works Department (25%) and Wastewater Treatment Plant (12.5%).

### INDICATORS

<u>Calendar Year</u>	<u>2018</u>	<u>2019</u>	<u>2020</u>	<u>2021</u>	<u>2022</u>
Annual volume of water treated (gallons)	274,706,576	203,825,467	185,170,475	174,639,429	192,765,347
Average daily volume of water treated (gallons)	751,338	558,426	506,134	478,464	528,124
Back-flow devices in service	266	268	280	268	268
Number of customers	2,482	2,539	2,538	2,575	2,625

# City of Bandon 2023-2024 Annual Budget

## MUNICIPAL BUSINESS PLAN

---

### WASTEWATER TREATMENT

#### DEPARTMENT ACTIVITIES AND SERVICE LEVEL DESCRIPTION

The primary function of the Wastewater Department is to operate and maintain the wastewater treatment plant and ensure compliance with all state and federal regulations related to sewage treatment, disposal, and discharge.

Sewage is collected by a network of sewer lines and seven pump stations throughout the community. When the sewage reaches the plant head works it is run through pre-treatment (muffin monster) and then into an aeration basin, there it is treated by the activated sludge process. Treated sewage is then run into the clarifier where it settles and the supernate is run through a disinfection (UV) system and into the Coquille River. The sludge is pumped into the aerobic digesters and allowed to digest for at least 60 days. After that it goes through a dewatering process. This process reduces the cost of disposing of the sludge.

---

The Wastewater Treatment Plant has a peak design capacity of 3.2 million gallons per day. Current average daily flows are 338,137 gallons per day. The plant could be expanded to a maximum average capacity of 1.7 million gallons per day. Bandon's wastewater facility treated 123,420,000 gallons during calendar year of 2022.

The sewage collection system (sewer mains and lines) are operated and maintained in conjunction with the Public Works Department.

#### Funding

The activities of the Wastewater Department are operated primarily out of the Sewer Fund and are financed by revenues collected from the sale of sewage treatment services to utility customers. The revenues collected through System Development Charges (SDC's) for new sewer installations are deposited into the Sewer SDC fund for use in various improvement projects to upgrade and expand the capacity of the sewage collection and treatment system.

The voters passed a General Obligation Bond Measure in the November 2019 Election. The Bond was authorized by Council for sale by Resolution 21-03 on February 1, 2021, in the amount of \$5,500,000. Water Treatment's portion of the sale proceeds are \$4,550,000, for headworks, Fillmore pump station, plant uv improvements and to fund inflow and infiltration study projects.

---

#### PRIOR YEAR ACCOMPLISHMENTS 2022-2023

- Installed new digital network (SCADA system) to monitor steps in the wastewater treatment process.
- Continued work on Capital Improvement projects planning and implementation funded through the General Obligation Bond Measure.
- Continued to meet DEQ permit standards.

# City of Bandon 2023-2024 Annual Budget

## MUNICIPAL BUSINESS PLAN

---

- Continued ongoing training and acquiring certification requirements for wastewater personnel.
- Continued manhole and line replacements.
- Increases grease trap inspections as per the City’s ordinance.
- Continue operating plant in safe effective manner.
- Continued training of wastewater personnel in water plant operations.

### DEPARTMENT OBJECTIVES FOR 2023-2024

- Continue to meet DEQ permit standards.
- Continue ongoing training and acquiring certification requirements for wastewater personnel.
- Continue operating plant at optimum levels.
- Complete headworks system upgrade. (CIP)
- Continue planning for Replacement of Fillmore pump station. (CIP)
- Continue planning for U.V. system improvements. (CIP)
- Continue operating plant in safe effective manner.
- Training of wastewater personnel in water plant operations.

### STAFFING LEVELS (Full-Time Equivalent)

<b>Position Title</b>	<b><u>19-20</u></b>	<b><u>20-21</u></b>	<b><u>21-22</u></b>	<b><u>22-23</u></b>	<b><u>23-24</u></b>
Supervisor/Plant Operator	1.00	1.00	1.00	1.00	1.00
Assistant Operator	2.00	1.00	1.00	1.00	1.00
Operator Trainee	0.00	0.50	0.50	0.50	0.50
Clerical*	0.125	0.125	0.125	0.125	0.125
<b>TOTAL</b>	<b>3.125</b>	<b>2.625</b>	<b>2.625</b>	<b>2.625</b>	<b>2.625</b>

All positions are shared with the Water Treatment Plant.

\* This position is 12.5% of a clerical support person, shared with the Electrical Department (50%), Public Works Department (25%) and Water Treatment Plant (12.5%).

### INDICATORS

<b><u>Calendar Year</u></b>	<b><u>2018</u></b>	<b><u>2019</u></b>	<b><u>2020</u></b>	<b><u>2021</u></b>	<b><u>2022</u></b>
Average daily gallons influent treated	355,971	440,377	364,667	384,333	338,137
<b><u>Fiscal Year</u></b>	<b><u>18-19</u></b>	<b><u>19-20</u></b>	<b><u>20-21</u></b>	<b><u>21-22</u></b>	<b><u>22-23</u></b>
Number of customers	1,774	1,767	1,832	1,927	1,947

# City of Bandon 2023-2024 Annual Budget

## MUNICIPAL BUSINESS PLAN

---

### PUBLIC WORKS

#### DEPARTMENT ACTIVITIES AND SERVICE LEVEL DESCRIPTION

The Public Works Department is responsible for maintenance of City streets and drainage facilities, water distribution system, sewage collection system, and parks and recreation facilities. Street Maintenance involves grading, graveling, pothole patching, shoulder mowing, and sweeping all City streets; maintaining city rights-of-way; and maintaining and cleaning all main storm drain lines, catch basins, and drainage ditches. Park Maintenance includes repair, cleaning, and maintenance of various recreational facilities such as the City Park restrooms and playground equipment, Community Center, City Hall and other building maintenance, removal of downed trees and vegetation, and mowing City property. Sewer System Maintenance involves locating sewer laterals, routine inspection of sewer lines, and flushing obstructions from blocked sewer lines. The Department also works closely with contractors to ensure proper installation of lines and taps in accordance with DEQ regulations. Water System Maintenance involves locating main lines, repair of water distribution lines, periodic main line and fire hydrant flushing, installing and maintaining water meters and ensuring that all work, whether installed by City crews or private contractors, is undertaken in compliance with applicable Health Division regulations. The Public Works Department is also responsible for monthly reading of all water meters for water utility billing.

#### Funding

The street and drainage maintenance activities of the Department are funded primarily by the General Fund and the State Tax Street Fund. Most major capital improvement projects are funded from the Local Option Street Tax Fund, Capital Improvement Fund and the Street SDC Fund. Parks and recreation funding is primarily through the General Fund and the Parks and Recreation Fund, with the Electric Fund contributing money for operation of the Summer Recreation Program. Water and sewer system activities and water meter reading are funded by the Water Fund and Sewer Fund respectively, with those revenues coming from the sale of water and sewer services to utility customers.

---

In addition to the normal daily operation and maintenance of the streets, water distribution system, sewage collection system, and parks and recreation facilities, the Public Works Department completed the following projects in FY 2022-23:

#### Street Department

- Replaced culvert at 7<sup>th</sup> Street SW and Beach Loop.
- Began drainage improvement in the Gross Creek drainage between 13th St SW and 1st St SW.
- Continued building reserve funds for culvert replacements.
- Continued maintaining and improving storm drainage system.
- Continued updating the Infrastructure Mapping.
- Continued installing ADA sidewalk corner ramps - city wide.
- Continue Improve South Jetty Path.

# City of Bandon 2023-2024 Annual Budget

## MUNICIPAL BUSINESS PLAN

---

### **Parks Department**

- Began Jetty Walkway and Madison Avenue pedestrian/bicycle pathways.
- Completed segments of the Bandon pedestrian/bicycle loop.
- Continued to assist Parks and Recreation Commission with improvements to parks, as noted in the Parks Master Plan.

### **Wastewater Collection Department**

- Recoat/rehabilitate manholes.
- Continued Inflow and Infiltration repairs.
- Continued training all employees on safety programs and all DEQ mandated rules.
- Continued regular main line flushing.
- Continued equipment maintenance.

### **Water Distribution Department**

- Continued mainline maintenance and flushing.
- Continued hydrant upgrade and replacement.
- Continued main line valve cycling program.
- Continued equipment maintenance program.
- Building reserve funds to replace Ohio Ave SE water line (new HDPE line).

### **DEPARTMENT OBJECTIVES FOR 2-23-24**

In addition to the normal daily operation and maintenance of the streets, water distribution system, sewage collection system, and parks and recreation facilities, the Public Works Department anticipates undertaking the following projects

### **Street Department**

- Complete culvert improvements
  - Replace culvert on beach access road;
  - Replace culvert at 7<sup>th</sup> Street SW and Beach Loop
- Continue drainage improvement in the Gross Creek drainage between 13th St SW and 1st St SW, if funding is available.
- Build reserve funds for Gross Creek Culvert replacements.
- Continue maintaining and improving storm drainage system.
- Continue updating the Infrastructure Mapping.
- Continue installing ADA sidewalk corner ramps - city wide.
- Perform street improvements on Oregon Ave from 1st St - 4th St.
- Repair/replace Ferry Creek Bridge at Riverside Dr.
- Continue Improve South Jetty Path.

# City of Bandon 2023-2024 Annual Budget

## MUNICIPAL BUSINESS PLAN

---

### Parks Department

- Continue Jetty Walkway and Madison Avenue pedestrian/bicycle pathways, if funds are available.
- Complete segments of the Bandon pedestrian/bicycle loop, as funds become available.
- Continue to assist Parks and Recreation Commission with improvements to parks, as noted in the Parks Master Plan.

### Wastewater Collection Department

- Recoat/rehabilitate manholes.
- Continue Inflow and Infiltration repairs.
- Continue training all employees on safety programs and all DEQ mandated rules.
- Continue regular main line flushing.
- Continue equipment maintenance.

### Water Distribution Department

- Continue mainline maintenance and flushing.
- Continue hydrant upgrade and replacement.
- Continue main line valve cycling program.
- Continue equipment maintenance program.
- Build reserve funds to replace Ohio Ave SE water line (new HDPE line), if funds are available.

### STAFFING LEVELS (Full-Time Equivalent)

<u>Position Title</u>	<u>19-20</u>	<u>20-21</u>	<u>21-22</u>	<u>22-23</u>	<u>23-24</u>
Supervisor					
Streets	0.40	0.40	0.40	0.40	0.40
Park	0.20	0.20	0.20	0.20	0.20
Sewer	0.10	0.10	0.10	0.10	0.10
Water	0.30	0.30	0.30	0.30	0.30
<b>SUB TOTAL</b>	<b>1.00</b>	<b>1.00</b>	<b>1.00</b>	<b>1.00</b>	<b>1.00</b>
Utility Worker					
Street	1.60	1.60	1.60	1.90	1.90

# City of Bandon 2023-2024 Annual Budget

## MUNICIPAL BUSINESS PLAN

---

Park	0.40	0.40	0.40	0.90	0.90
Sewer	0.80	0.80	0.80	0.80	0.80
Water	0.70	0.70	0.70	0.90	0.90
Meter Reader	0.50	0.50	0.50	0.50	0.50
<b>SUB TOTAL</b>	<b>4.00</b>	<b>4.00</b>	<b>4.00</b>	<b>5.00</b>	<b>5.00</b>
Support					
Clerical*	0.25	0.25	0.25	0.25	0.25
<b>SUB TOTAL</b>	<b>0.25</b>	<b>0.25</b>	<b>0.25</b>	<b>0.25</b>	<b>0.25</b>
<b>TOTAL</b>	<b>5.25</b>	<b>5.25</b>	<b>5.25</b>	<b>6.25</b>	<b>6.25</b>

\* This position is 25% of a clerical support person, shared with the Electrical Department (50%), Water Treatment Plant (12.5%) and Wastewater Treatment Plant (12.5%)

# City of Bandon 2023-2024 Annual Budget

## MUNICIPAL BUSINESS PLAN

---

### ELECTRIC

#### DEPARTMENT ACTIVITIES AND SERVICE LEVEL DESCRIPTION

The Electric Department is responsible for a safe and reliable source of power to residential, commercial and industrial customers. The Bandon Electric service area includes Bandon and extends from the Coquille River south to Denmark, and from the Pacific Ocean east on 42-S to the Fish Hatchery, and along both sides of US Highway 101.

The City purchases power from Bonneville Power Administration (BPA) and takes delivery at 3 step-down substations located at Bill's Creek, Two Mile and Langlois. From these delivery points the Electric Department distributes approximately 5,807,135 kwh of power to 4,078 customers per month.

The Electric Department is charged with the maintenance of all electric lines, buildings, vehicles and apparatus used to distribute power to its customers. When the budget permits, the Department undertakes additional system upgrade work, such as replacement of overhead with underground lines.

#### Funding

The activities of the Electric Department are operated primarily out of the Electric Fund and are financed by revenues collected from the sale of electric power to utility customers.

---

#### PRIOR YEAR ACCOMPLISHMENTS 2022-2023

- Continued with educational programs, promoting a safe working environment.
- Extended service lines into "joint service areas."
- Continued to convert existing overhead lines to underground.
- Continued to replace electric meters with meters that have remote read capabilities, as the budget permits.
- Assisted customers to move electric meters from hazardous locations to safe and accessible locations.
- Continued weatherization and conservation program.
- Continued pole testing and treatment program.
- Completed new underground conduit project in Seabird Village.
- Rebuilt Bates Road overhead lines.

#### DEPARTMENT OBJECTIVES FOR 2023-2024

- Continue with educational programs, promoting a safe working environment.
- Edna Lane and Goss Road overhead re-build.
- Extended Town Circuit to include Jetty area and 8<sup>th</sup> Street and Franklin.
- Replace hi-voltage cabinets and wire from Harrison and 10<sup>th</sup> to 11<sup>th</sup> and Lincoln.
- Replace duct and wire on Edison and 4<sup>th</sup> to Jetty Road.



# City of Bandon 2023-2024 Annual Budget

## MUNICIPAL BUSINESS PLAN

---

### STAFFING LEVELS (Full-Time Equivalents)

<u>Position Title</u>	<u>19-20</u>	<u>20-21</u>	<u>21-22</u>	<u>22-23</u>	<u>23-24</u>
Supervisor	1.00	1.00	1.00	1.00	1.00
Lineman	3.00	3.00	4.00	4.00	4.00
Apprentice Lineman	2.00	2.00	1.00	1.00	1.00
Meter Reader	0.00	0.00	0.00	0.00	0.00
Utility Worker	1.00	0.00	0.00	0.00	1.00
Clerical Asst.*	0.50	0.50	0.50	0.50	0.50
<b>TOTAL</b>	<b>7.50</b>	<b>6.50</b>	<b>6.50</b>	<b>6.50</b>	<b>7.50</b>

\* This position is 50% of a clerical support person, shared with the Public Works Department (25%), Water Treatment Plant (12.5%) and Wastewater Treatment Plant (12.5%).

### INDICATORS

<u>Fiscal Year</u>	<u>17-18</u>	<u>18-19</u>	<u>19-20</u>	<u>20-21</u>	<u>21-22</u>
No. of Customers	3,767	3,830	3,870	3,938	4,051

<u>Calendar Year</u>	<u>2018</u>	<u>2019</u>	<u>2020</u>	<u>2021</u>	<u>2022</u>
Megawatt Hours Sold	63,185	65,185	68,771	71,009	69,686

# City of Bandon 2023-2024 Annual Budget

## MUNICIPAL BUSINESS PLAN

---

### PLANNING

#### DEPARTMENT ACTIVITIES AND SERVICE LEVEL DESCRIPTION

The mission of the Department is to manage the current and long-range planning activities within the City to achieve the optimum pattern of urban development and ensure a high quality of life as defined by the community. Private and public-sector activities are guided by various plans and documents, but principally through the City's Comprehensive Plan and the Bandon Municipal Code, Titles 16 and 17. The Department provides information and assistance to the public at all levels of project planning, as well as dealing with everyday zoning and land use inquiries. Building permits are issued and building code inspections are performed by the Coos County Building Department. The Planning Department completes zoning compliance reviews and is also responsible for long-range planning, the cornerstone of the community's vision for the future. This is accomplished through the Comprehensive Plan and special area studies, and affects a wide variety of issues, particularly infrastructure and transportation planning.

The Planning Department supports the Parks and Recreation Commission, in partnership with the Public Works Department. Staff, with help and guidance from the Parks and Recreation Commission, maintain the City's Tree City USA designation by organizing Arbor Day activities, Earth Day, and SOLVE events, and other special activities supported by the Commission.

#### Funding

The Planning Department is funded primarily out of the General Fund. In July 2020, the Council adopted a new Planning Fee Schedule, assessing many projects at actual cost, which has increased the percentage of our budget recovered by development fees. The FY 22-23 year saw a small slowdown in income after the FY 21-22 building boom, however we anticipate steady growth to continue over the next year.

---

#### PRIOR YEAR ACCOMPLISHMENTS (FY 2022-2023):

- Continued updating Zoning Ordinance in accord with direction from Planning Commission and City Council priorities, providing greater clarity and definition. Adopted a Mobile Food Unit Ordinance, Vacation Rental Dwelling Ordinance update, and a minor code clean-up. Working towards a housing code update to make minor amendments that allow for more housing.
- Held annual City Council/Planning Commission joint strategic planning session.
- Updated fee schedule.
- Continued work on City Park Reforestation Plan. Planted 100 trees with community in November. Continued participation in the Tree City USA program. Had a mural painted in City Park to highlight Bandon's native trees.
- Received grant funding to replace playground equipment and to prepare a masterplan for City Park.
- Worked with a consultant team to update the Housing Needs Analysis and Buildable Lands Inventory sections of the City's Comprehensive Plan. Work will continue into FY 23-24.
- Began work on Transportation System Plan update, funded by the state. Hired a consultant who began working on existing conditions research.

# City of Bandon 2023-2024 Annual Budget

## MUNICIPAL BUSINESS PLAN

---

- Continued work on a Coastal Public Access project funded by DLCDC. The project work has included an inventory of public access locations to coastal waters, proposals for amendments to the municipal code and comprehensive plan, and a new map.

### DEPARTMENT OBJECTIVES FOR FY 2023-2024:

- Prepare and adopt annual work plan for the Planning Department.
- Continue updating and revising the City’s development regulations, as needed.
- Continue providing outstanding customer service to the development community and the general public.
- Complete the update to the Housing Needs Analysis and Buildable Lands Inventory components of the City’s Comprehensive Plan and adopt a Housing Strategy Implementation Plan to address housing needs in Bandon.
- Continue work on the Transportation System Plan update.
- Support the work of the Vegetation Management Coordinator and the Gorse Action Group in the ongoing effort to eradicate Gorse within the Bandon area.
- Hold an annual City Council/Planning Commission joint strategic planning work session.
- Continue implementation of a Geographic Information System program. Prepare an RFP to work with a consultant to implement an online GIS program to include zoning, infrastructure, and planning maps.
- Pursue appropriate grant opportunities for the department, including for a skatepark, infrastructure funding, public art opportunities, and grants related to Goal 17, as needed.
- Begin work on a grant funded Beaches and Dunes update.
- Effectively coordinate work activities with appropriate city departments.
- Engage the public in meaningful discussions regarding the future of Bandon. Conduct community outreach as needed by utilizing the Committee for Community Involvement. Partner with a consulting firm to support the work of the CCI and advance community engagement goals.
- Support on-going education and training for staff by attending conferences, webinars, and meetings.
- Update website to increase transparency, make public documents more accessible, and encourage more public involvement.

### STAFFING LEVELS (Full-Time Equivalent)

<u>Position Title</u>	<u>19-20</u>	<u>20-21</u>	<u>21-22</u>	<u>22-23</u>	<u>23-24</u>
Planning Director	1	.5	0	0	0
Planning Manager	0	0	1	1	1
Sr. City Planner	1	1	0	0	0
City Planner II	0	1	1	0	0
City Planner I	1	1	0	1	1
Code Compliance Officer	0.5	0	0	0	0

# City of Bandon 2023-2024 Annual Budget

## MUNICIPAL BUSINESS PLAN

---

Vegetation Mgmt. Coordinator	0	.5	.5	.5	.5
Planning Assistant	0	0	1	0	0
<b>TOTAL</b>	<b>3.5</b>	<b>3.5</b>	<b>3.5</b>	<b>2.5</b>	<b>2.5</b>

# City of Bandon 2023-2024 Annual Budget

## MUNICIPAL BUSINESS PLAN

---

### LIBRARY

#### DEPARTMENT ACTIVITIES AND SERVICE LEVEL DESCRIPTION

The purpose of the Bandon Public Library is to obtain, organize and make conveniently available a wide range of informational, educational and recreational materials and programs. Library services provided include physical and digital circulated items, computers for public use, and internet access; as well as a broad range of programs for all ages.

The Bandon Public Library is a member of the Coos County Library Service District, which receives its funding through a dedicated tax base. The library is also a member of the broader Coastline Library Network, who work together to share a catalog, materials, and patrons throughout the South Coast.

#### Funding

The library is operated primarily out of the library fund, which receives most of its revenues from the Coos County Library Service District. Additional funds for programs, materials, and special projects are supplied by the Bandon Library Friends and Foundation.

---

#### PRIOR YEAR ACCOMPLISHMENTS 2022-2023

- Increased library programming.
- Self-checkout project completed.
- Increased collaborations with community partners.

#### DEPARTMENT OBJECTIVES FOR 2023-2024

- Continue to increase library programming.
- Continue to increase collaborations with community partners.
- Focus on staff training.
- Create a three-year Strategic Plan

#### STAFFING LEVELS (Full-Time Equivalent)

Fiscal Year	18-19	19-20	20-21	21-22	22-23	23-24
Director	1	1	1	1	1	1
Assistant Director	1	1	1	0	1	1
Programs Librarian	0.5	0.5	0	0	0	0
Library Assistants	2.5	2.5	3.5	3.25	3	3
Circulation/Cataloger	1	1	.5	0	0	0
<b>Total</b>	<b>6.0</b>	<b>6.0</b>	<b>6</b>	<b>4.25</b>	<b>5.0</b>	<b>5.0</b>

# City of Bandon 2023-2024 Annual Budget

## MUNICIPAL BUSINESS PLAN

---

### INDICATORS

Each year the library submits a statistical report to the Oregon State Library. Some of the most commonly used indicators of library service, in addition to staffing levels are

<b><u>Fiscal Year</u></b>	<b><u>17-18</u></b>	<b><u>18-19</u></b>	<b><u>19-20*</u></b>	<b><u>20-21*</u></b>	<b><u>21-22*</u></b>
Circulation	116,371	124,026	111,407	16,612	77,094
Library Visits	131,277	168,464	97,531	3,489	15,866
Programs	385	352	151	4	36
Total Items	64,196	63,824	60,061	65,490	52,653
Total e-Items	72,490	77,337	102,454	120,607	109,365

\*The COVID-19 pandemic and closures impacted the Library's visitors, circulation and programs.

# City of Bandon 2023-2024 Annual Budget

## MUNICIPAL BUSINESS PLAN

---

### COMMUNITY CENTER (Barn)

#### DEPARTMENT ACTIVITIES AND SERVICE LEVEL DESCRIPTION

The purpose of “The Barn” is to provide a facility for community meetings, gatherings and special events at a reasonable cost to Bandon City Residents. The facilities also provide a venue for visiting conferences and other for-profit activities, as the calendar permits.

The Barn is also home to the Bandon Senior Center, Dial-a-Ride and hosts the Bandon “EATS” program, which provides a hot meal to participants every Tuesday evening.

The Barn includes a large meeting room than can be divided into four smaller meeting areas, a large commercial kitchen, large dining room, senior center room, a bridal room, restrooms and generous circulation areas.

The configuration allows for simultaneous use for several different functions.

#### Funding

The Community Center (Barn) is operated primarily out of the General Fund, which receives most of its revenues from property taxes, utility taxes, transient occupancy taxes, and utility in-lieu taxes. User fees make up a small portion of the operating budget.

---

#### PRIOR YEAR ACCOMPLISHMENTS 2022-2023

- Increased marketing efforts to bring more use, meetings, weddings, and events.
- Revised fee schedule.
- Continued to update the web page and improve on-line application process.

#### DEPARTMENT OBJECTIVES FOR 2023-2024

- Increase marketing efforts to bring more use, conventions, meetings, weddings, etc.
- Continue to improve web pages, information and on-line application process.

#### STAFFING LEVELS

The Barn is managed by one contract employee. Maintenance support is provided by the Public Works department.

# City of Bandon 2023-2024 Annual Budget

## MUNICIPAL BUSINESS PLAN

---

### SPRAGUE THEATER

#### DEPARTMENT ACTIVITIES AND SERVICE LEVEL DESCRIPTION

The primary purpose of Sprague Theater is to provide a venue for community theatrical productions, concerts, visiting performances, and other cultural performances. The theater also provides a more formal space for stand-alone meetings or for use in combination with the Barn's convention facilities. Construction of the facility was initiated and brought to fruition by the Bandon Lions Club, who remain staunch supporters of the facility today. The facility was eventually donated to the City of Bandon.

The Sprague Theater is home to several community-based organizations who collectively comprise the Bandon Arts Council. These organizations include Bandon Showcase, the Bandon Playhouse, Marlo Dance Studio and New Artist Productions. It is also used by other community organizations, such as the Bandon School District as a venue for special performances and activities.

#### Funding

The Sprague Theater is operated primarily out of the General Fund, which receives most of its revenues from property taxes, utility taxes, transient occupancy taxes, and utility in-lieu taxes. User fees account for a small portion of the operating cost. Donations and other supplemental funding is received periodically that support operations.

---

#### PRIOR YEAR ACCOMPLISHMENTS 2022-2023

- Returned to more regular operations after the COVID shutdown.
- Hosted concerts and other professional events, free community events, and functions for local school districts.

#### DEPARTMENT OBJECTIVES FOR 2023-2024

- Traditional activities and events will continue to be supported and encouraged.
- Continue to coordinate with community organizations involved with performing arts.
- Increase outreach and marketing efforts to encourage usage, increase the number of cultural experiences available to local residents, and to fill open dates on the events calendar.

#### STAFFING LEVELS

The Theater is managed by one contract employee. Maintenance support is provided by the Public Works Department.



# CAPITAL IMPROVEMENT PROGRAM

## CHAPTER 4

<a href="#">OVERVIEW</a> .....	<b>Page 135</b>
--------------------------------	-----------------

*This section contains an outline of all major capital projects planned for fiscal year 2023-2024. Those projects which are contained in the Capital Improvement Plan are designated with “CIP” in the budget document pages.*

# City of Bandon 2023-2024 Annual Budget

## CAPITAL IMPROVEMENT PROGRAM

---

### OVERVIEW

#### FIVE-YEAR CAPITAL IMPROVEMENT PROGRAM

It is the practice of the City of Bandon to develop, maintain and revise when necessary, a continuing Capital Improvement Program (CIP). This CIP covers a five-year planning horizon and identifies facility and infrastructure projects and major equipment and vehicle purchases that the City will undertake during this timeframe. Funding sources are also identified, where known.

#### BUDGET HIGHLIGHTS

Notable projects include

- **New Ferry Creek Bridge** – This project will include the design, development and construction of a new bridge to replace the existing Ferry Creek Bridge, which is no longer capable of sustaining its design capacity. This project has been approved for approximately 90% funding through the Oregon Department of Transportation. The City will be responsible for a 10% match and any work that may be accomplished outside the funded scope of the project. Design engineering is scheduled for 2018 and construction is expected to begin in late 2019 or early 2021.
- **Jetty Park and Jetty Park Trail** – Projects are planned to improve the connection between Old Town and the Jetty Park. These projects would improve parking and drainage within the Park and construct a formal walking/biking path between Old Town and the Jetty Park area.

The Capital Improvement Program is intended to be a working document and therefore is subject to periodic revision, as City priorities may change and identified funding sources may become available earlier, later or become unavailable.

# City of Bandon 2023-2024 Annual Budget

## CAPITAL IMPROVEMENT PROGRAM

FUND	FUND NAME	AVAILABLE RESOURCES	PROPOSED PROJECTS	PROJECT COST	ACCOUNT NO	
100	General Fund	323,304	SIDE-ARM MOWER	248,304	100-70-750	
			CITY PARK PLAYGROUND	75,000	100-72-750	
				<u>323,304</u>		
710	Streets SDC Reimbursement Fund	10,000	CIP - SDC MANUAL UPDATE	10,000	710-50-756	
				<u>10,000</u>		
711	Streets SDC Improvement Fund	10,000	CIP - SDC MANUAL UPDATE	10,000	711-50-756	
				<u>10,000</u>		
720	Water SDC Reimbursement Fund	10,000	CIP - SDC MANUAL UPDATE	10,000	720-50-756	
				<u>10,000</u>		
721	Water SDC Improvement Fund	510,000	CIP - SDC MANUAL UPDATE	10,000	721-50-756	
			CIP - 1MG TANK REHABILITATION	250,000	721-50-757	
			CIP - 2MG TANK REHABILITATION	250,000	721-50-758	
				<u>510,000</u>		
730	Sewer SDC Reimbursement Fund	10,000	CIP - SDC MANUAL UPDATE	10,000	730-50-756	
				<u>10,000</u>		
731	Sewer SDC Improvement Fund	10,000	CIP - SDC MANUAL UPDATE	10,000	731-50-756	
				<u>10,000</u>		
910	Electric Fund	100,000	CIP - SHOP SITE PREPARATION	100,000	910-84-762	
			200,000	CIP - UNDERGROUNDING PROJECTS	200,000	910-84-779
			100,000	CIP - STREET LIGHTING	100,000	910-84-784
			100,000	SERVICE TRUCK	100,000	910-84-786
			150,000	MATERIAL TRUCK	150,000	910-84-787
			<u>650,000</u>			
941	Water Plant Improvement Fund	502,815	CIP - MASTER PLN / FAC IMP PLN	10,000	941-84-754	
				<u>10,000</u>		
942	Water Plant Improvements Fund	922,716	CLARIFIER 2	912,716	942-84-751	
				<u>912,716</u>		
952	Wastewater Plant Imp Fund	600,000	CIP - HEADWORKS	600,000	952-84-751	
			1,985,000	CIP - FILLMORE AVE PUMP STA	1,985,000	952-84-752
			100,000	CIP - PLANT UV IMPROVEMENTS	100,000	952-84-753
			936,152	CIP - I&I STUDY PROJ. 4, 5, 9, 11	936,152	952-84-754
			<u>3,621,152</u>			
<b>TOTAL CITY CAPITAL IMPROVEMENT</b>				<u><u>6,077,172</u></u>		

# URBAN RENEWAL AGENCY BUDGET

## CHAPTER 5

BUDGET MESSAGE .....	<b>Page 138</b>
MAPS .....	<b>Page 140</b>
DISTRICT 1 .....	<b>Page 142</b>
DISTRICT 2 .....	<b>Page 144</b>

# City of Bandon 2023-2024 Annual Budget

## URBAN RENEWAL AGENCY DISTRICT #1 AND #2


---

**DATE** April 24, 2023

**TO** Urban Renewal Agency  
Budget Committee

**FROM** Dan Chandler,  
Urban Renewal District Manager  
and Budget Officer

**SUBJECT** Fiscal Year 2023-2024  
Urban Renewal Budget Message



The City of Bandon has two Urban Renewal Areas. Area 1 was established in 1987 and encompasses Old Town, the Woolen Mill area and the South Jetty. Area 2 was established in 1990 and encompasses City Park, the surrounding residential neighborhoods, and 11<sup>th</sup> Street. The combined total proposed Fiscal Year (FY) 2023-24 Urban Renewal budget for Area 1 and Area 2 is \$1,900,216.

If time and resources allow, we intend to commence updates to both urban renewal plans over the next two fiscal years.

### URBAN RENEWAL AREA 1

The total proposed budget for Area 1 is \$922,200, which is \$336,510 less than the previous fiscal year budget of \$1,258,710. Projects accounting for the differences includes the beginning of the endcaps for the South Jetty Park trail.

As required by Measure 50 implementation regulations, a Substantial Amendment was made to the Urban Renewal Plan in 1998. That amendment set the maximum amount of indebtedness at \$5,375,225 for Area 1. In 2012, another Substantial Amendment was prepared and approved for the Area 1 Plan, which added projects and increased the maximum amount of indebtedness to \$12,003,980. The increase did not raise property tax rates but was accomplished by extending the time Area 1 will continue to collect revenues from the overlapping taxing districts by 12 years, from 2021 to 2033.

The proposed budget includes proposed Materials and Services expenditures of \$154,150 and includes Legal, Consulting, Audit, Accounting, Administrative, and Planning Services costs. The Capital portion of the budget is \$365,359, which includes \$70,000 for the Façade/Sign Loan Program and \$295,359 for other Capital projects.

The total Debt Service budget is \$402,691, including \$202,691 for debt service principal and interest payments, and \$200,000 for Bond Reserve (additional principal and interest), which serves as a reserve for subsequent fiscal years.

# City of Bandon 2023-2024 Annual Budget

## URBAN RENEWAL AGENCY DISTRICT #1 AND #2

---

### URBAN RENEWAL AREA 2

The total proposed budget for Area 2 is \$978,016, which is \$111,660 lower than the previous fiscal year budget of \$1,089,676.

As required by Measure 50 implementing regulations, a Substantial Amendment was made in 1998 to the Urban Renewal Plan. That amendment set the maximum amount of indebtedness at \$7,314,821 for Area 2. In 2012, a Minor Amendment was approved for the Area 2 Plan, which added eligible projects, but as a “minor amendment” did not increase the maximum amount of indebtedness beyond \$7,314,821.

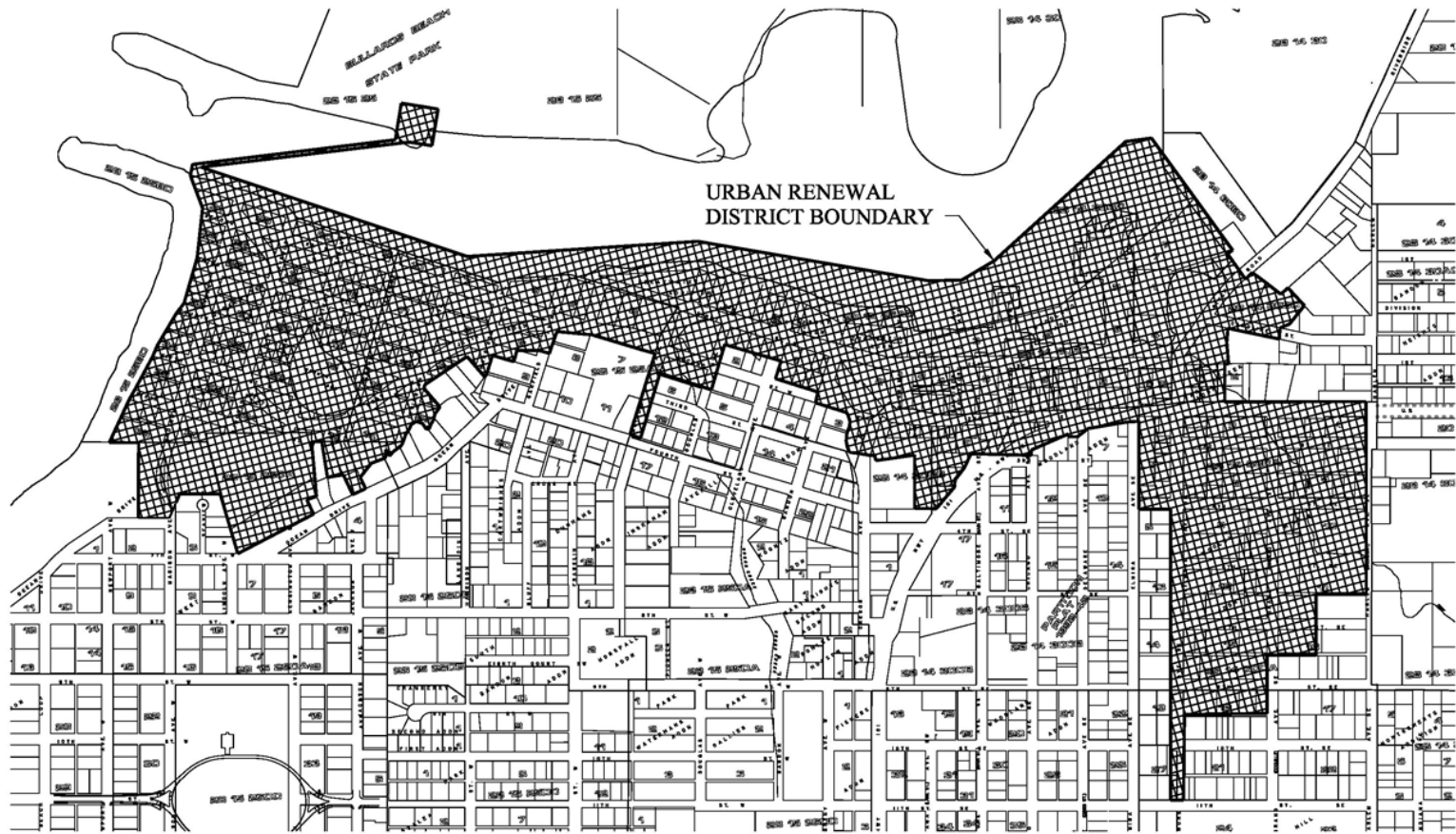
The proposed budget includes Materials and Services expenditures of \$87,622 and includes Consulting, Audit, Accounting, Administrative and Planning Services, and other Miscellaneous expenditures.

The Capital portion of the proposed budget is \$890,394 which is intended to address Capital projects within the UR District.

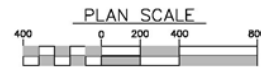
The UR District has no Debt Service payments scheduled for FY 2023-24 as the final bond payment was made in FY 2022-23.

# City of Bandon 2023-2024 Annual Budget

## URBAN RENEWAL AGENCY DISTRICT MAPS

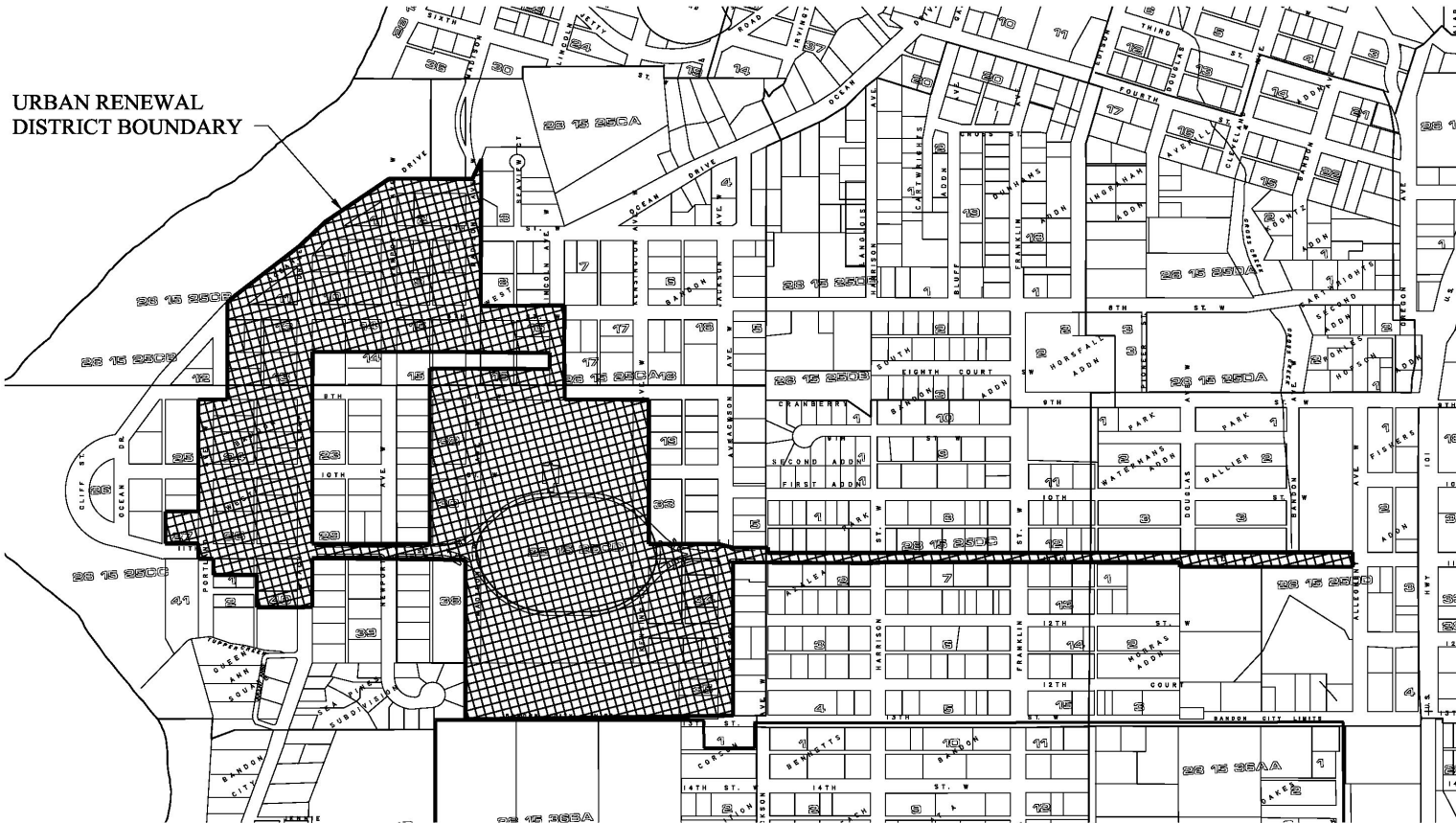


**URBAN RENEWAL  
DISTRICT NO. 1**



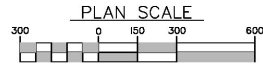
# City of Bandon 2023-2024 Annual Budget

## URBAN RENEWAL AGENCY DISTRICT MAPS



URBAN RENEWAL  
DISTRICT BOUNDARY

**URBAN RENEWAL  
DISTRICT NO. 2**





# City of Bandon 2023-2024 Annual Budget

## URBAN RENEWAL AGENCY DISTRICT #1

### REVENUES AND OTHER RESOURCES

#### DETAIL

#### URBAN RENEWAL DIST #1 (560)

	ACCOUNT NO	2021-22 ACTUAL	2022-23 BUDGET	2023-24 PROPOSED	2023-24 APPROVED	2023-24 ADOPTED
<b>TAXES</b>						
TAXES - CURRENT PROPERTY TAXES	560-401-00	366,143	365,140	368,791	368,791	
TAXES - PRIOR PROPERTY TAXES	560-402-00	19,936	20,285	14,000	14,000	
<b>TOTAL TAXES</b>		<b>386,079</b>	<b>385,425</b>	<b>382,791</b>	<b>382,791</b>	<b>0</b>
<b>INTERGOVERNMENTAL</b>						
IN LIEU OF TAX-OTHER	560-439-05	0	12,602	12,602	12,602	
<b>TOTAL INTERGOVERNMENTAL</b>		<b>0</b>	<b>12,602</b>	<b>12,602</b>	<b>12,602</b>	<b>0</b>
<b>MISCELLANEOUS</b>						
MISC - INTEREST INCOME	560-450-00	6,580	3,500	5,850	5,850	
OTHER	560-489-00	888	0	0	0	
OTHER REVENUE	560-461-09	0	0	250	250	
<b>TOTAL MISCELLANEOUS</b>		<b>7,468</b>	<b>3,500</b>	<b>6,100</b>	<b>6,100</b>	<b>0</b>
<b>TOTAL OTHER RESOURCES</b>		<b>393,547</b>	<b>401,527</b>	<b>401,493</b>	<b>401,493</b>	<b>0</b>
<b>FUND BALANCE</b>						
BEGINNING BALANCE	560-400-00	1,472,882	857,183	520,707	520,707	
<b>TOTAL FUND BALANCE</b>		<b>1,472,882</b>	<b>857,183</b>	<b>520,707</b>	<b>520,707</b>	<b>0</b>
<b>GRAND TOTAL URBAN RENEWAL DIST #1 (560)</b>		<b>1,866,429</b>	<b>1,258,710</b>	<b>922,200</b>	<b>922,200</b>	<b>0</b>

# City of Bandon 2023-2024 Annual Budget

## URBAN RENEWAL AGENCY DISTRICT #1

### EXPENDITURE DETAIL

#### URBAN RENEWAL DIST #1 (560)

EXPENDITURES	ACCOUNT NO	2021-22 ACTUAL	2022-23 BUDGET	2023-24 PROPOSED	2023-24 APPROVED	2023-24 ADOPTED
<b>MATERIALS AND SERVICES:</b>						
LEGAL COST	560-50-628	1,055	5,000	5,000	5,000	
CONSULTING SERVICES	560-50-660	34,579	30,000	55,000	55,000	
AUDIT SERVICES	560-50-662	5,000	9,338	9,500	9,500	
ACCOUNTING SERVICES	560-50-663	10,000	11,500	12,300	12,300	
ADMINISTRATIVE SERVICES	560-50-664	30,000	34,500	35,850	35,850	
PLANNING SERVICE FEE	560-50-665	8,000	8,000	8,250	8,250	
PUBLIC WORKS SERVICE FEE	560-50-667	8,000	8,000	8,250	8,250	
OTHER	560-50-749	32,030	20,000	20,000	20,000	
<b>MATERIALS AND SERVICES</b>		<b>128,665</b>	<b>126,338</b>	<b>154,150</b>	<b>154,150</b>	<b>0</b>
<b>CAPITAL OUTLAY:</b>						
CIP - WORKFORCE HOUSING PROJ	560-50-852	0	0	0	0	
FACADE/SIGN LOAN/GRANT	560-50-856	7,590	70,000	70,000	70,000	
URBAN RENEWAL CAP PROJECTS	560-50-877	544,661	49,257	295,359	295,359	
SOUTH JETTY TRAIL - EDISON E.C	560-50-879	2,900	275,000	0	0	
SOUTH JETTY TRAIL - JETTY E.C.	560-50-880	3,476	150,000	0	0	
11TH STREET DRAINAGE IMPROV	560-50-881	0	0	0	0	
MASONIC LODGE GRANT MATCH	560-50-882	57,731	0	0	0	
<b>TOTAL CAPITAL OUTLAY 560 URA 1</b>		<b>616,357</b>	<b>544,257</b>	<b>365,359</b>	<b>365,359</b>	<b>0</b>
<b>DEBT SERVICE:</b>						
2012 GO BOND INTEREST	560-50-890	46,531	0	38,681	38,681	
2012 GO BOND PRINCIPAL	560-50-891	100,000	0	110,000	110,000	
BOND RESERVE ( 1 YR PMT)	560-50-892	0	200,000	200,000	200,000	
LOAN INTEREST	560-50-895	19,300	60,264	23,180	23,180	
LOAN PRINCIPAL	560-50-896	30,112	135,329	30,830	30,830	
<b>TOTAL DEBT SERVICE</b>		<b>195,943</b>	<b>395,593</b>	<b>402,691</b>	<b>402,691</b>	<b>0</b>
<b>CONTINGENCIES &amp; RESERVES:</b>						
CONTINGENCY	560-50-980	0	0	0	0	
<b>TOTAL CONTINGENCIES &amp; RESERVES</b>		<b>0</b>	<b>0</b>	<b>0</b>	<b>0</b>	<b>0</b>
<b>TOTAL EXPENDITURES</b>		<b>940,965</b>	<b>1,066,188</b>	<b>922,200</b>	<b>922,200</b>	<b>0</b>
<b>FUND BALANCE</b>						
ENDING FUND BALANCE	560-50-999	0	192,522	0	0	
<b>TOTAL FUND BALANCE</b>		<b>0</b>	<b>192,522</b>	<b>0</b>	<b>0</b>	<b>0</b>
<b>GRAND TOTAL URBAN RENEWAL DIST #1 (560)</b>		<b>940,965</b>	<b>1,258,710</b>	<b>922,200</b>	<b>922,200</b>	<b>0</b>

# City of Bandon 2023-2024 Annual Budget

## URBAN RENEWAL AGENCY DISTRICT #2

### REVENUES AND OTHER RESOURCES

#### DETAIL

#### URBAN RENEWAL DIST #2 (570)

	ACCOUNT NO	2021-22 ACTUAL	2022-23 BUDGET	2023-24 PROPOSED	2023-24 APPROVED	2023-24 ADOPTED
<b>TAXES</b>						
TAXES - CURRENT PROPERTY TAXES	570-401-00	175,824	173,844	175,582	175,582	
TAXES - PRIOR PROPERTY TAXES	570-402-00	9,643	9,812	6,420	6,420	
<b>TOTAL TAXES</b>		<b>185,467</b>	<b>183,656</b>	<b>182,002</b>	<b>182,002</b>	<b>0</b>
<b>INTERGOVERNMENTAL</b>						
IN LIEU OF TAX-OTHER	570-439-05	0	2,139	166	166	
<b>TOTAL INTERGOVERNMENTAL</b>		<b>0</b>	<b>2,139</b>	<b>166</b>	<b>166</b>	<b>0</b>
<b>MISCELLANEOUS</b>						
MISC - INTEREST INCOME	570-450-00	5,084	4,515	6,940	6,940	
<b>TOTAL MISCELLANEOUS</b>		<b>5,084</b>	<b>4,515</b>	<b>6,940</b>	<b>6,940</b>	<b>0</b>
<b>TOTAL OTHER RESOURCES</b>		<b>190,551</b>	<b>190,310</b>	<b>189,108</b>	<b>189,108</b>	<b>0</b>
<b>FUND BALANCE</b>						
BEGINNING BALANCE	570-400-00	858,665	899,366	788,908	788,908	
<b>TOTAL FUND BALANCE</b>		<b>858,665</b>	<b>899,366</b>	<b>788,908</b>	<b>788,908</b>	<b>0</b>
<b>GRAND TOTAL URBAN RENEWAL DIST #2 (570)</b>		<b>1,049,216</b>	<b>1,089,676</b>	<b>978,016</b>	<b>978,016</b>	<b>0</b>

# City of Bandon 2023-2024 Annual Budget

## URBAN RENEWAL AGENCY DISTRICT #2

### EXPENDITURE DETAIL

#### URBAN RENEWAL DIST #2 (570)

#### EXPENDITURES

	ACCOUNT NO	2021-22 ACTUAL	2022-23 BUDGET	2023-24 PROPOSED	2023-24 APPROVED	2023-24 ADOPTED
<b>MATERIALS AND SERVICES:</b>						
CONSULTING SERVICES	570-50-660	2,560	15,000	35,000	35,000	
AUDIT SERVICES	570-50-662	2,500	4,662	4,662	4,662	
ACCOUNTING SERVICES	570-50-663	10,000	11,470	12,760	12,760	
ADMINISTRATIVE SERVICES	570-50-664	18,000	20,730	21,200	21,200	
PLANNING SERVICE FEE	570-50-665	7,000	7,000	7,000	7,000	
PUBLIC WORKS SERVICE FEE	570-50-667	7,000	7,000	7,000	7,000	
OTHER	570-50-749	0	0	0	0	
<b>MATERIALS AND SERVICES</b>		<b>47,060</b>	<b>65,862</b>	<b>87,622</b>	<b>87,622</b>	<b>0</b>
<b>CAPITAL OUTLAY:</b>						
CIP - BALLFIELD IMPROVEMENTS	570-50-786	0	0	0	0	
MISCELLANEOUS CAPITAL PROJECTS	570-50-874	0	1,009,403	890,394	890,394	
<b>TOTAL CAPITAL OUTLAY</b>		<b>0</b>	<b>1,009,403</b>	<b>890,394</b>	<b>890,394</b>	<b>0</b>
<b>DEBT SERVICE:</b>						
BOND RESERVE ( 1 YR PMT)	570-50-892	0	0	0	0	
LOAN INTEREST	570-50-895	1,035	210	0	0	
LOAN PRINCIPAL	570-50-896	27,790	14,201	0	0	
<b>TOTAL DEBT SERVICE</b>		<b>28,826</b>	<b>14,411</b>	<b>0</b>	<b>0</b>	<b>0</b>
<b>CONTINGENCIES &amp; RESERVES:</b>						
CONTINGENCY	570-50-980	0	0	0	0	
<b>TOTAL CONTINGENCIES &amp; RESERVES</b>		<b>0</b>	<b>0</b>	<b>0</b>	<b>0</b>	<b>0</b>
<b>TOTAL EXPENDITURES</b>		<b>75,886</b>	<b>1,089,676</b>	<b>978,016</b>	<b>978,016</b>	<b>0</b>
<b>FUND BALANCE</b>						
ENDING FUND BALANCE	570-50-999	0	0	0	0	
<b>TOTAL FUND BALANCE</b>		<b>0</b>	<b>0</b>	<b>0</b>	<b>0</b>	<b>0</b>
<b>GRAND TOTAL URBAN RENEWAL DIST #2 (570)</b>		<b>75,886</b>	<b>1,089,676</b>	<b>978,016</b>	<b>978,016</b>	<b>0</b>