

# **City of Bandon**

# **ANNUAL BUDGET**

**July 1, 2021 - June 30, 2022**



# INDEX

## **CHAPTER 1: BUDGET SUMMARY**

Budget Message..... 1

## **CHAPTER 2: FUNDS**

General Fund..... 22

Special Revenue Funds..... 37

Enterprise Funds ..... 51

Capital Funds ..... 86

Debt Service ..... 101

## **CHAPTER 3: MUNICIPAL BUSINESS PLAN**

Administrative Services ..... 109

Public Safety..... 111

Municipal Court..... 114

Fire Protection ..... 115

Water Treatment..... 116

Wastewater Treatment ..... 118

Public Works..... 120

Electric..... 124

Planning..... 126

Library..... 128

Community Center (Barn)..... 130

Sprague Theater..... 131

## **CHAPTER 4: CAPITAL IMPROVEMENT PROGRAM**

OVERVIEW ..... 133

## **CHAPTER 5: URBAN RENEWAL AGENCIES - Districts 1&2**

BUDGET MESSAGE ..... 136

Maps..... 138

District 1..... 140

District 2..... 142

# GENERAL INFORMATION

## CHAPTER 1


[BUDGET MESSAGE](#) ..... Page 1

---

# City of Bandon 2021-2022 Annual Budget

---

**DATE:** 10 May 2021  
**TO:** Mayor and City Council  
Budget Committee  
**FROM:** Dan Chandler  
City Manager



**SUBJECT: FY21-22 CITY OF BANDON BUDGET MESSAGE**

The proposed Fiscal Year (FY) 2021-22 budget total is \$28,959,067 which is \$8,447,038 or (29.17%) more than the prior FY 2020-21 budget of \$20,512,029. A table and graphic summary of the overall budget, broken down by Category and Fund type with comparisons to FY 2020-21, follows on pages 4 of this document.

## **BUDGET FORMAT**

As required by local budget law, the first three (shaded) columns in the budget schedules show actual revenues and expenditures for the second and third prior fiscal years and the budgeted figures for the immediately preceding fiscal year. The fourth column shows the budget as proposed by the Budget Officer. The fifth and sixth columns are populated as the budget moves through the process of approval by the Budget Committee and adoption by the City Council. Funds that have been closed or combined into other funds will continue to be included and show zero balances each year until all three of the prior year columns show a zero balance and then they can be removed from the budget schedule.

## **INTRODUCTION**

Like most organizations today the City of Bandon faces some financial uncertainty as a result of the COVID-19 pandemic. The challenge is particularly significant for communities like Bandon that rely heavily on tourism. We know the community will recover; we do not know when or how fast. Hotels and restaurants are having a difficult time finding enough employees to open at full capacity. We do not know how long this will last.

Bandon faces a couple of additional challenges. First, Bandon's Permanent Tax Rate at \$0.46 per thousand dollars of value, is the lowest in the State of Oregon among communities with over 750 people. It is also the second-lowest among communities that provide their own police force. The lack of Council rate-setting authority will provide periodic uncertainty as costs rise. More problematic, without rate setting authority the City cannot avail itself of traditional funding sources like revenue bonds, and will typically pay a higher interest rate on debt. This ultimately costs taxpayers and ratepayers more money over time.

# City of Bandon 2021-2022 Annual Budget

## BANDON PROPERTY TAX RATES COMPARED TO OTHER COUNTY JURISDICTIONS

CITY	Permanent Rate (Inside M5)	Local Option Tax (Inside M5)	Bonds (Outside M5)	Urban Renewal Special Levy	TOTAL
Myrtle Point	7.99				7.99
Powers	7.39				7.39
Coos Bay	6.36		.54		6.90
North Bend	6.18			.34	6.52
Coquille	6.10				6.10
<b>Bandon</b>	.46	<b>.85</b>	<b>.50</b>		<b>1.81</b>
Lakeside	.71				.71

On the good news front, as a result of cost-cutting and conservative financial projections, the City budget for the upcoming year is in sound condition. I am also proposing a series of additional changes to the budget that go beyond simply maintaining current levels of service. For the first time in some years, the City will be setting aside contingency and reserve funds. We can also payoff some debt and restore a Public Works position to help keep Bandon a functioning and attractive city in which to live, work, and play.

### Summary of Significant Proposed Changes

Proposed Change	Amount
Restore position to Public Works	\$72,815
Establish General Fund Reserve Account	\$250,555
Implement General Fund Contingency	\$131,436
Establish PERS Reserve	\$100,000
Additional funds for Gorse Mitigation	\$70,000
New vehicle for Police Department	\$50,000
Debt Payoff/Paydown	\$200,050

# City of Bandon

## 2021-2022 Annual Budget

---

### Overall Financial Picture.

Bandon continues to experience strong growth in residential construction. As of April 17, we are on pace to double the number of new homes we have typically processed in previous years. The City has some multi-family projects on the horizon as well. These should begin to ease the City's shortage of workforce housing, and will continue to provide modest growth in property tax revenues.

Transient Occupancy Tax (TOT) is holding steady, and revenues should increase with the recent applications to expand and improve motel and hotel lodging in the City.

We are optimistic about the recently passed American Rescue Plan. Unlike the CARES Act, this plan allocates direct financial assistance to local governments that cannot be redirected by state agencies. The City's programmed allocation under the Plan is \$641,669, which will be received in two installments – half this year and half in approximately 12 months. We have not yet seen the grant agreement or full guidelines from the Department of Treasury on how these funds may be expended, but we know the funds can be specifically authorized for the following uses:

- To respond to the pandemic or its negative economic impacts, including assistance to households, small businesses, and nonprofits, or aid to impacted industries such as tourism, travel, and hospitality;
- For premium pay to eligible workers performing essential work (as determined by each recipient government) during the pandemic, providing up to \$13 per hour above regular wages;
- For the provision of government services to the extent of the reduction in revenue due to the pandemic (relative to revenues collected in the most recent full fiscal year prior to the emergency);
- To make necessary investments in water, sewer, or broadband infrastructure.

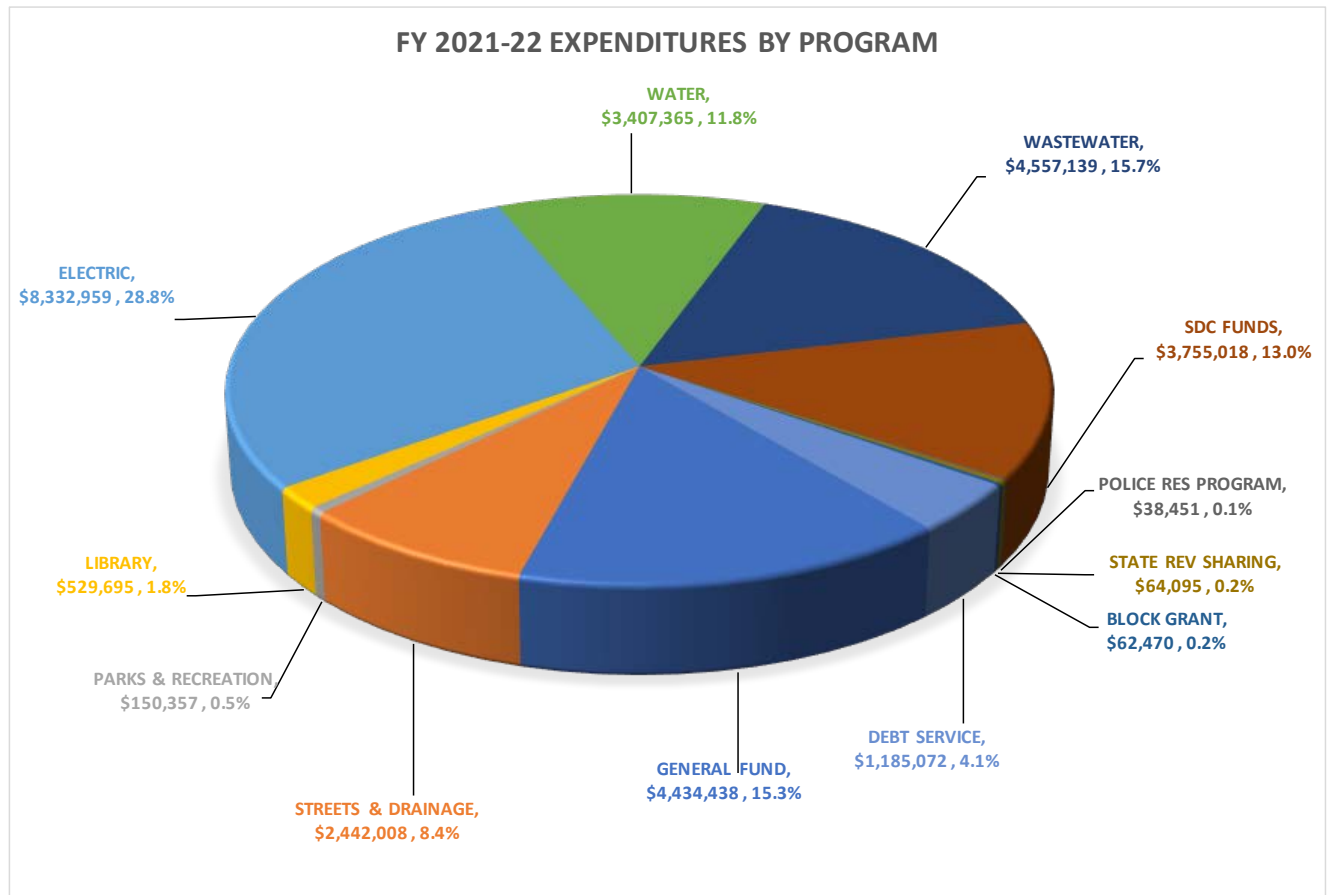
We are waiting to receive additional guidance from the Treasury Department before making a more specific allocation for the coming fiscal year. We will budget the funds received under the plan through a supplemental budget process or as part of next year's budget, depending on the timing of the receipts and needs of the City.

# City of Bandon 2021-2022 Annual Budget

BUDGET SUMMARY REVENUES AND EXPENDITURES BY FUND						
FUND CATEGORY	FUNDS	ACCT NO.	COUNCIL ADOPTED 2020-21 BUDGET	PROPOSED 2021-22 BUDGET	DIFFERENCE	% CHANGE
GENERAL FUND	GENERAL FUND EXPENSE	100				
	MAYOR & COUNCIL		\$37,450	\$37,450	\$0	0.00%
	ADMINISTRATION		\$486,396	\$394,220	(\$92,176)	-23.38%
	ACCOUNTING & BILLING		\$204,034	\$293,432	\$89,398	30.47%
	MUNICIPAL COURT		\$3,100	\$6,000	\$2,900	48.33%
	POLICE DEPARTMENT		\$1,159,217	\$1,296,205	\$136,988	10.57%
	FIRE DEPARTMENT		\$113,821	\$115,870	\$2,049	1.77%
	STREET DEPARTMENT		\$165,205	\$260,500	\$95,295	36.58%
	PARK DEPARTMENT		\$177,006	\$221,922	\$44,916	20.24%
	PLANNING DEPARTMENT		\$238,924	\$297,841	\$58,917	19.78%
	COMMUNITY CENTER		\$81,256	\$86,372	\$5,116	5.92%
	SPRAGUE THEATER		\$28,850	\$40,240	\$11,390	28.31%
	NON-DEPARTMENTAL		\$35,628	\$1,384,386	\$1,348,758	97.43%
	TOTAL G/F EXPENDITURES		<u>\$2,730,889</u>	<u>\$4,434,438</u>	\$1,703,549	38.42%
	STREETS & DRAINAGE					
SPECIAL REVENUE	STATE TAX STREET FUND	210	\$327,300	\$397,523	\$70,223	17.67%
CAPITAL PROJECTS	STREET SDC - Reimbursement	710	\$235,237	\$243,458	\$8,221	3.38%
CAPITAL PROJECTS	STREET SDC - Improvement	711	\$462,968	\$534,950	\$71,982	13.46%
CAPITAL PROJECTS	LOCAL OPTION STREET TAX	750	\$1,737,308	\$1,989,048	\$251,740	12.66%
CAPITAL PROJECTS	STORM DRAIN SDC - Reimbursement	715	\$154,192	\$241,963	\$87,771	36.27%
CAPITAL PROJECTS	STORM DRAIN SDC - Improvement	716	\$100,185	\$122,974	\$22,789	18.53%
CAPITAL PROJECTS	LOCAL IMPROVEMENT DISTRICTS	640	\$142,259	\$55,437	(\$86,822)	-156.61%
	TOTAL STREET & DRAINAGE		<u>\$3,159,449</u>	<u>\$3,585,353</u>		
	PARKS & RECREATION					
CAPITAL PROJECTS	PARK & REC DEVELOPMENT	550	\$88,318	\$98,226	\$9,908	10.09%
SPECIAL REVENUE	COMMUNITY BEAUTIFICATION / PARKS & I	250	\$62,600	\$52,131	(\$10,469)	-20.08%
	TOTAL PARKS & REC		<u>\$150,918</u>	<u>\$150,357</u>		
	LIBRARY					
SPECIAL REVENUE	LIBRARY	230	\$377,750	\$432,539	\$54,789	12.67%
SPECIAL REVENUE	LIBRARY MEMORIAL	220	\$97,500	\$97,156	(\$344)	-0.35%
	TOTAL LIBRARY		<u>\$475,250</u>	<u>\$529,695</u>		
	ELECTRIC					
ENTERPRISE	ELECTRIC	910	\$7,806,528	\$8,332,959	\$526,431	6.32%
	TOTAL ELECTRIC		<u>\$7,806,528</u>	<u>\$8,332,959</u>		
	WATER					
ENTERPRISE	WATER	940	\$1,082,659	\$1,416,209	\$333,550	23.55%
ENTERPRISE	WATER PLANT IMPROVEMENT	941	\$809,073	\$1,041,156	\$232,083	22.29%
ENTERPRISE	WATER PLANT RESERVE FUND	942	\$0	\$950,000	\$950,000	100.00%
ENTERPRISE	WATER SDC - Reimbursement	720	\$229,362	\$300,737	\$71,375	23.73%
ENTERPRISE	WATER SDC - Improvement	721	\$1,660,498	\$1,907,106	\$246,608	12.93%
	TOTAL WATER		<u>\$3,781,592</u>	<u>\$5,615,208</u>		

# City of Bandon 2021-2022 Annual Budget

SEWER						
ENTERPRISE	SEWER	950	\$953,135	\$1,107,139	\$154,003	13.91%
ENTERPRISE	WASTEWATER RESERVE FUND	952	\$0	\$3,450,000	\$3,450,000	100.00%
ENTERPRISE	SEWER SDC - Reimbursement	730	\$93,181	\$83,367	(\$9,814)	-11.77%
ENTERPRISE	SEWER SDC - Improvement	731	\$277,507	\$320,463	\$42,956	13.40%
		TOTAL SEWER	\$1,323,823	\$4,960,969		
OTHER FUNDS						
SPECIAL REVENUE	STATE REVENUE SHARING	260	\$68,236	\$64,095	(\$4,141)	-6.46%
SPECIAL REVENUE	BLOCK GRANT	410	\$129,592	\$62,470	(\$67,122)	-107.45%
SPECIAL REVENUE	POLICE RESERVE PROGRAM FUND	151	\$41,596	\$38,451	(\$3,145)	-8.18%
CAPITAL PROJECTS	CAPITAL IMPROVEMENT	510	\$0	\$0	\$0	0.00%
		TOTAL OTHER	\$239,424	\$165,016	(\$74,408)	-45.09%
DEBT SERVICE						
DEBT SERVICE	DEBT SERVICE	365	\$589,450	\$960,759	\$371,309	38.65%
DEBT SERVICE	LID DEBT SERVICE	636	\$254,706	\$224,313	(\$30,393)	-13.55%
		TOTAL DEBT SERVICE	\$844,156	\$1,185,072		
		GRAND TOTAL	\$20,512,029	\$28,959,067	\$8,447,038	29.17%





# City of Bandon 2021-2022 Annual Budget

---

## BUDGET DOCUMENT SECTIONS

The budget document is divided into the following sections, marked with colored tabs.

### Budget Summary

The Budget Summary section provides a narrative overview of the proposed budget and includes an organizational chart, index to the fund-account numbering system, and the budget calendar.

### Funds

The Funds section of the document outlines the proposed city budget, which will require approval by the City Budget Committee and formal adoption by the City Council. Detailed revenue and expenditure projections are included for each of the City's funds. Funds are categorized and presented by fund type, as noted below:

**General Fund** – The General Fund contains the main operating accounts for the City of Bandon. Many of the usual activities associated with the City are paid for using general fund revenues. Police and Planning activities are examples of General Fund departments. Revenues in this category are available for use however the Mayor and City Council deem lawful and appropriate. The general fund has three main sources of revenue:

- Transient Occupancy Tax
- Property Tax
- Utility taxes, franchise fees, and payments in lieu of taxes from city utilities

**Special Revenue Funds** – Special Revenue Funds are legally restricted to expenditures for specific purposes. Revenues in this category must be used to support the stated purpose for which they are collected. For example:

- Funds from the Coos County Library District may only go to the library.
- State gas tax revenue must go to streets and roads.

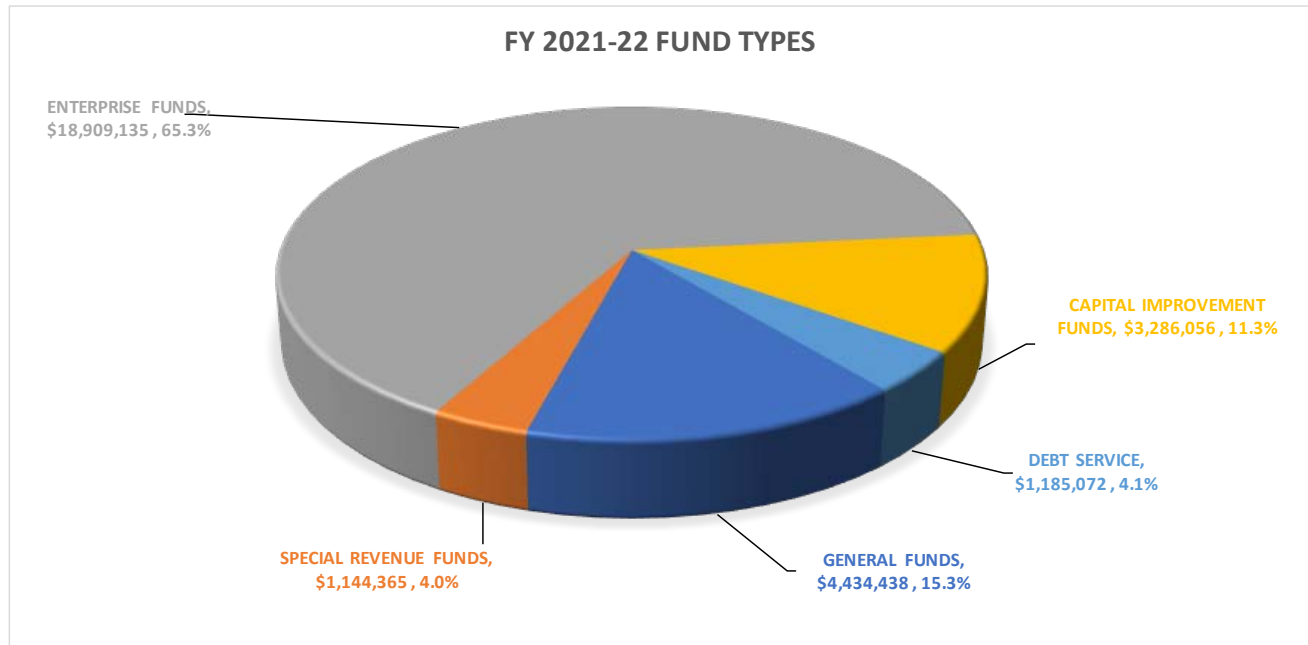
**Enterprise Funds** – Enterprise funds are the main operating accounts for municipal business ventures, such as the Bandon Electric Utility, Bandon Water Utility, and Bandon Wastewater Utility, which are all designed to function on a fee-for-service basis. If expenditures exceed revenues in any of these municipal businesses, the shortfall is covered by the City's general fund. If revenues exceed expenditures, the City may use the "profit" to pay for other City services, leave the revenue in the utility account to cover unexpected or future infrastructure expenses, or do a combination of both options.

**Capital Funds** – Capital funds are monies set aside for the purchase of capital or fixed assets, such as buildings, land, vehicles, equipment, and so forth. Money for capital purchases can come from General, Special or Enterprise Funds so long as the capital purchase is in keeping with the legal purpose of the originating fund. Purchases may also be made by utilizing a combination of funding sources, as long as the capital item is utilized in a reasonably proportional way.

# City of Bandon 2021-2022 Annual Budget

**Debt Service Funds** – Debt Service Funds are used to make principal and interest payments on short-term and long-term debt of the City.

A chart illustrating the relative size of each of these Fund types within the proposed budget:



Within each Fund, revenues are identified by the source from which they are received. Expenditures are broken down into four major categories: Personnel Services (personnel wages, taxes, and benefits); Materials and Services (operating expenses, utilities, supplies, contractual services, etc.); Capital (individual capital projects); and Non-Departmental (transfers, contingencies, and other expenses).

## Municipal Business Plan / Department Summaries

The Municipal Business Plan section includes a brief descriptive narrative of the City of Bandon along with individual Department summaries, noting past accomplishments and focuses moving forward.

## Capital Improvement Projects

The Capital Improvement Project section identifies significant projects or purchases proposed to be accomplished by the City over the next five years. Prioritization and funding availability are the primary drivers for the assignment of specific projects and purchases to any given fiscal year. A 5-year summary table of projects and associated expenditures is included. Continual monitoring and review will provide a structured framework for accomplishing and managing the City's capital investments.

# City of Bandon 2021-2022 Annual Budget

---

## **PERSONNEL - WAGES AND EMPLOYEE RELATED EXPENSES (EREs)**

The Personnel Services budget within each Fund has been adjusted to include the projected wage and employer related expenses for proposed FY 2021-22 city staff. Being that the City of Bandon is a relatively small community, city staff typically perform duties across more than one department and/or enterprise. These shared responsibilities result in wages and EREs that are also shared among affected departments.

### **Collective Bargaining Agreements**

With the exception of management staff, all City employees are represented by labor unions. The City has four collective bargaining agreements, including the International Brotherhood of Electric Workers (IBEW) representing the Electric Department; the Teamsters Union representing the Police Department; the Teamsters Union representing the Public Works Department, Water Department, and Sewer Department; and the IBEW Union representing Clerical, Planning and Library staff. The City is currently negotiating with IBEW Union representing Clerical, Planning and Library, and Teamsters Union that represents Public Works. It is anticipated that these negotiations will be completed prior to July 1, 2021.

### **Employee Wages**

The employee wages in the proposed budget are in compliance with each of the collective bargaining agreements (CBA). Accordingly, this includes normal scheduled step increases for those employees to whom they are due, and a cost-of-living adjustment (COLA) each year, as defined in the respective CBA.

### **Employee Benefits**

Health Insurance: Based on information provided by City County Insurance Services, the City's insurance carrier, the budget includes the following changes in health insurance rates.

Medical:	Regence	0.0% Increase
	VSP	0.0% Increase
Dental:	Delta	0.0%

Retirement: The anticipated City share of payroll contributions into the employees' retirement programs remain the same for FY 2021-22 at 24.76% for Public Employees Retirement System (PERS) employees, 18.23% Oregon Public Service Retirement Plan (OPSRP) regular employees, and 22.86% for OPSRP police employees, plus the City continues to pick up the 6% share of the PERS and OPSRP contributions for employees. The City also offers the employees the opportunity to voluntarily participate in the AIG-VALIC and ICMA deferred compensation programs, which are funded by employee contributions.

## **PROPERTY TAX RATES**

The City's permanent property tax rate remains unchanged at \$0.46 per \$1,000 assessed valuation. This permanent property tax rate is expected to bring in approximately \$206,426 during the FY 2021-22 Fiscal Year. With the Local Option Street Levy at \$0.85 per \$1,000 assessed valuation, and with \$0.50 per \$1,000 assessed valuation levied for General Obligation bond repayments, Bandon's total

# City of Bandon 2021-2022 Annual Budget

FY 2020-21 property tax rate was \$1.81 per \$1,000 assessed valuation. This could change depending on whether city voters approve the renewal of the Local Option Street Tax in May of 2021.

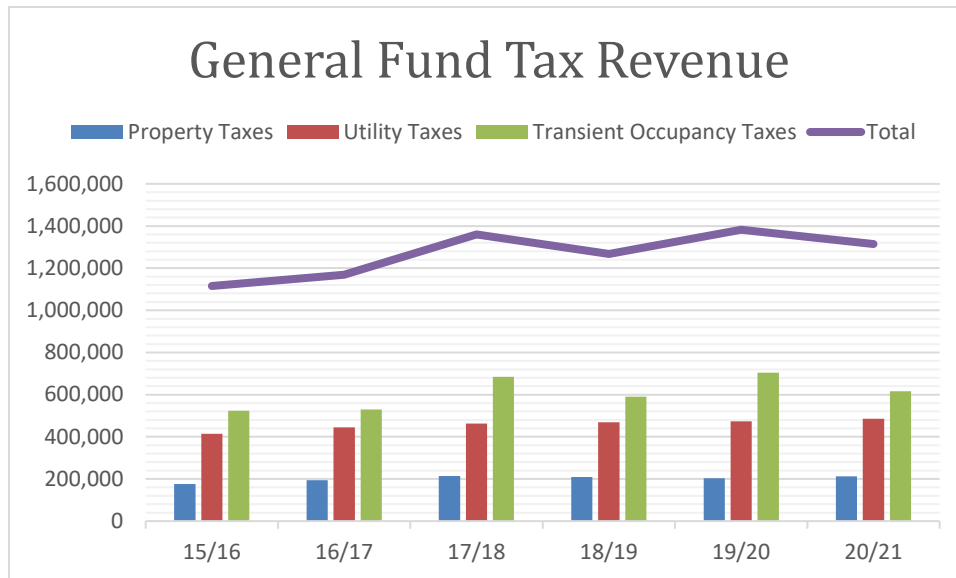
## INTEREST ON INVESTMENTS

The City's cash is currently invested in the Oregon State Treasury's Local Government Investment Pool (LGIP), from which it is periodically transferred into the City's local checking account for monthly payroll and accounts payable expenditures. Interest earnings depend on the interest rate of 2.08% applied throughout the year. Interest payments are allocated monthly to each Fund, based on the proportionate share of the total cash balance.

## GENERAL FUND REVENUES

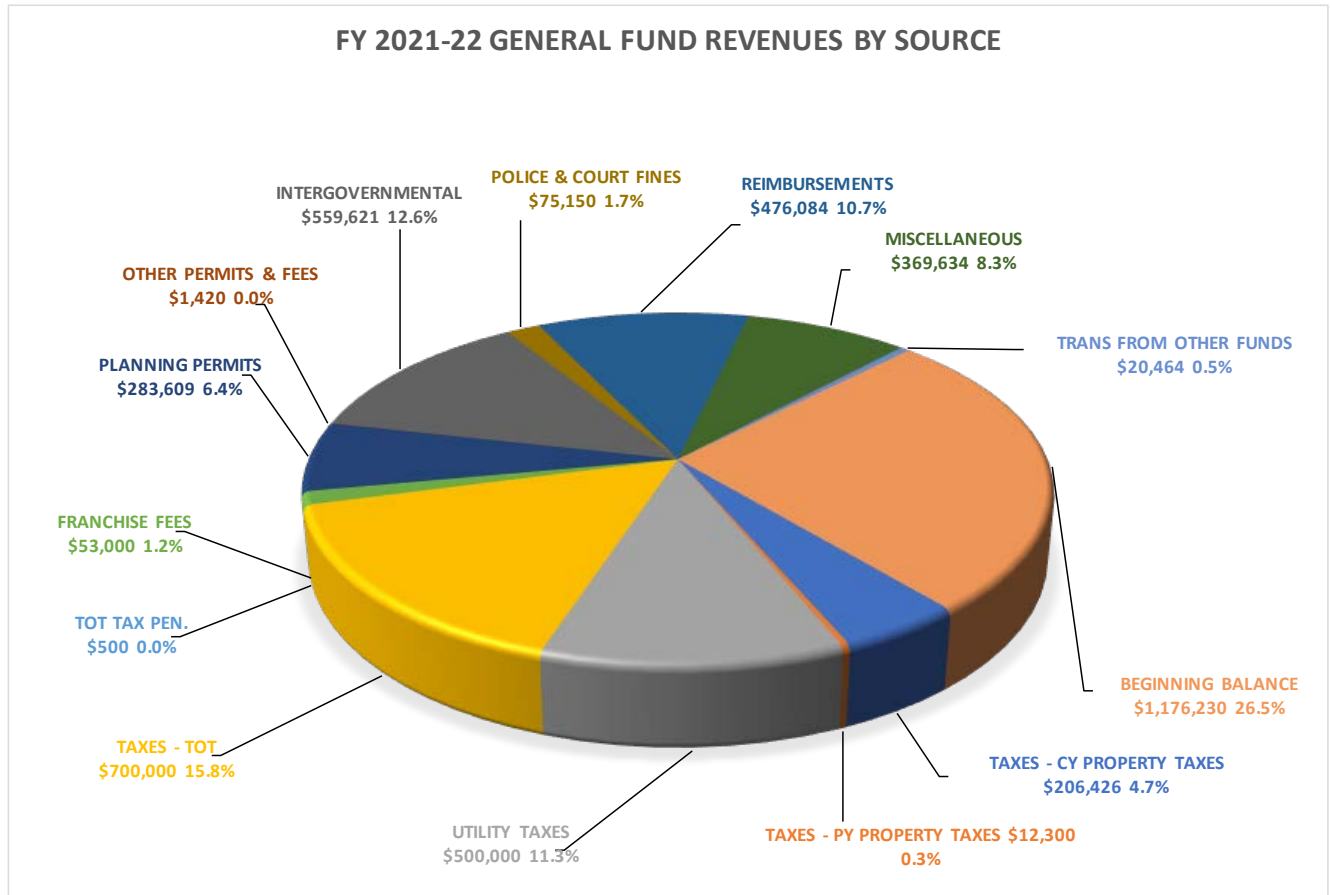
The total proposed General Fund (100) budget is \$4,434,438, which is \$1,703,549 or (38.42%) more than last year. Much of this is carryover balance from 2020-2021.

The largest individual sources of General Fund revenues continue to be utility sales taxes, utility in-lieu fees, utility reimbursements, and the transient occupancy tax (TOT). The remaining major revenue categories include property taxes, beginning fund balances, and other miscellaneous resources. TOT fluctuates while other revenue sources increase slowly:



# City of Bandon 2021-2022 Annual Budget

The following pie-chart illustrates the General Fund revenue types, by source:



# City of Bandon

## 2021-2022 Annual Budget

---

### DEPARTMENT BUDGETS

Budget highlights for major City activities follow. A chart illustrating the relative size of each General Fund departmental expenditure category is included on the following page.

#### Mayor & Council

The Mayor and City Council expenses are charged to the General Fund (100). The total proposed Mayor & Council budget is \$37,450, which \$6,803 more than the previous fiscal year.

#### General Administration

The City's general administration expenses are charged to the General Fund (100) and the three Utility Enterprise Funds [Electric (910), Water (940), and Sewer (950)] to cover their share of administrative responsibilities and expenses. The total proposed Administration budget is \$394,220 which is \$92,176 or (23.38%) less than the previous fiscal year.

#### Accounting & Billing Department

The Accounting & Billing Department expenses are charged to the General Fund (100) and the three Enterprise Funds [Electric (910), Water (940), and Sewer (950)], to cover their share of the accounting and utility billing expenses. The total proposed Accounting & Billing Department budget is \$293,432 which is \$89,398 or (30.47%) more than the previous fiscal year. The additional expenditures are primarily due to additional accounting assistance and the implementation of electronic bill-payment software.

#### Municipal Court

The Municipal Court is funded by the General Fund (100). The total proposed budget is \$6,000 which is \$2,900 or (48.33%) more as the previous fiscal year. The largest expenditure covers a Contractual Services Agreement for two Municipal Court Judges. We opened Municipal Court to hear Traffic Offences this April, and anticipate that we will be receiving additional revenue. Previously, all traffic tickets written in Bandon had to be heard in North Bend, and the revenue went to the State and to Coos County. While costs will increase, we anticipate that increased revenue will more than cover costs.

#### Police Department

The activities of the Police Department are primarily funded through the General Fund (100). A portion of the contracted dispatching services is paid with the City's share of the State 911 tax, which go directly to Coos County. The total proposed Police Department budget is \$1,296,205 which is \$136,988 or (10.57%) more than the previous fiscal year. Additional expenditures are primarily due to the increase in personnel to cover the additional half-time officer.

Staffing decreased by one half-time officer and includes a Chief, a Patrol Sergeant, 4 Patrol Officers and a Records/Dispatch Clerk. Volunteer Reserve Officers supplement police activities from time-to-time.

# City of Bandon

## 2021-2022 Annual Budget

---

The Police Department is the largest department funded by the General Fund. Costs for the department are more than shown in the Police Department budget, as those figures do not include the cost of administration, finance (payroll, accounting, and auditing), and City Hall building maintenance expenses. They also do not include revenues received from the State 911 tax, which are provided directly to Coos County for operating the 911 system.

### **Fire Protection**

The City of Bandon does not have its own Fire Department. Fire protection is provided through a contract with the Bandon Rural Fire Protection District, with funding from the General Fund (100). The total proposed Fire District Contract budget is \$115,870 which is \$2,049 (1.77%) more than the previous fiscal year. The amount of the annual Fire District payment is indexed to the City's total taxable assessed valuation and is based on an assessment equal to \$.227 per \$1,000 assessed valuation. This was the equivalent rate established in the 1995 agreement between the City and the Fire District, adjusted for increases in the total City assessed valuation. The increase in the payment amount results from the County Assessor's annual adjustment of the total City assessed valuation.

### **Streets & Drainage**

Funds for operation, maintenance, and improvement of the City's streets, sidewalks, and storm drainage systems and are provided from a number of sources, including the General Fund (100), the City's share of the State gas taxes which are deposited into the State Tax Street Fund (210), and capital projects funding from the Street SDC Reimbursement Fund (710), Street SDC Improvement Fund (711), Storm Drainage SDC Reimbursement Fund (715), Storm Drainage SDC Improvement Fund (716), and Local Option Street Tax Fund (750). The total proposed budget for Streets & Drainage is \$3,585,353 which is \$425,904 or (11.8%) more than last fiscal year. This decrease is attributable to a decrease in projected Local Improvement Districts (LIDs).

### **Parks & Recreation**

Parks & Recreation operation and maintenance is funded through the General Fund (100) and the Community Beautification Fund (250), with capital improvements funded through the Parks & Recreation Development Fund (550). Capital improvement funding is also provided from the Urban Renewal Area One Fund (560), and Urban Renewal Area Two Fund (570), although those expenditures are not reflected in the Parks & Recreation Department budget. The budget also continues to include a \$20,464 contribution from the Electric Fund (910) for the Summer Youth Recreation Program. The total proposed Parks & Recreation budget is \$150,357 which is \$561 (0.37%) less than last year, due to a reduction in anticipated grants. If additional grant funds are obtained, an associated budget amendment will be presented to the City Council for consideration.

The Community Beautification Fund derives its revenues from the garbage franchise fees paid by the garbage franchisee, 100% of which are deposited into this Fund. The total proposed Beautification Fund budget is \$52,131 or (20.08%) less than the previous fiscal year. Approximately 72% of these franchise revenues are budgeted for Contractual Services to pay an outside contractor to provide landscaping maintenance services for many public areas including City Hall, the Visitor Information Center, the Fire Memorial, the Old Town parking lot and Pedway, the Welcome-to-Bandon entry signs, the City Park entrance triangles, the Library, the Community Center (Barn) and associated parking lot islands. Remaining funds are budgeted for benches, trash cans, fire hydrant painting and tree-trimming and mitigation services.

# City of Bandon

## 2021-2022 Annual Budget

---

### Planning Department

The activities of the Planning Department are funded primarily through the General Fund (100). The total proposed Planning Department budget is \$297,841 which is \$58,917 (19.78%) more than the previous fiscal year. This is not an increase in planning staff or expenses. We have added a Permits Clerk to help process the increased level of permits, handle financial transactions from Permit Fees, and to begin integrating Planning and Public Works in a one-stop permitting process.

The Planning Department also serves as staff to the City's Planning Commission, Parks & Recreation Committee, Emergency preparedness and Emergency response planning programs.

### Community Center

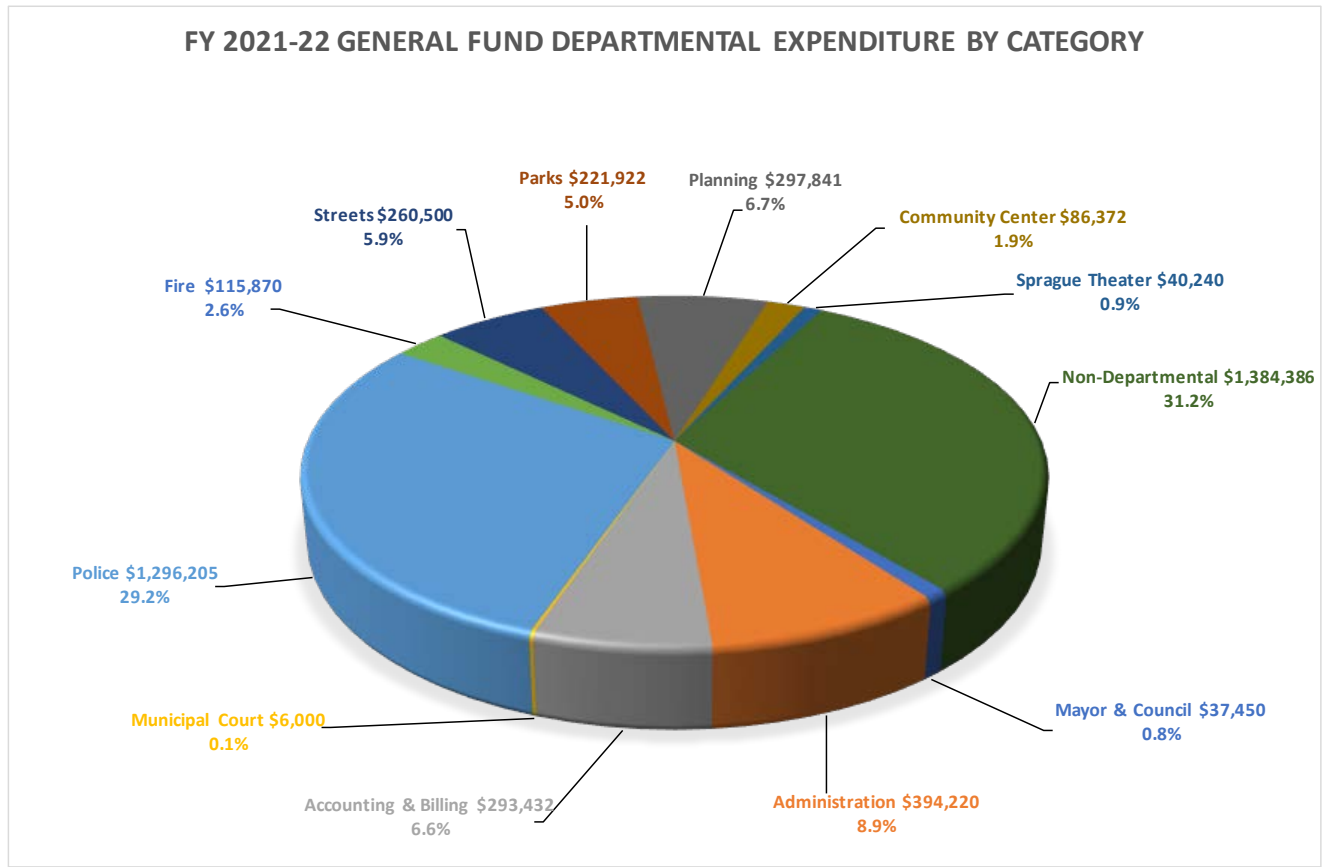
Revenues and expenditures for the Barn/Community Center are run through the General Fund (100). The proposed budget is \$86,372 which is \$5,116 (5.92%) more than the previous fiscal year. A portion of the Public Works Department employee costs are allocated to maintenance of the Barn/Community Center. The Barn/Community Center receives approximately 31% of its operating budget from rental receipts, the remainder is subsidized by the General Fund. The Barn/Community Center is managed by a contract employee who reports to the City Manager. The Mayor and City Council provide oversight and policy direction to the City Manager regarding operation of the facilities.

### Sprague Theater

Revenues and expenditures for the Sprague Theater are run through the General Fund (100). The proposed budget is \$40,240 which is \$11,390 (28.31%) more than the previous fiscal year. The Sprague Theater receives approximately 38.2% of its operating budget from rental fees and grants. The Sprague Theater is managed by a contract employee who reports to the City Manager. The City Council provides oversight and policy direction to the City Manager regarding operation of the facility.



# City of Bandon 2021-2022 Annual Budget



## Library

The Library is primarily operated out of two funds: the Library Fund (230) and the Library Memorial Fund (220). The total proposed Library budget is \$529,695 which is \$54,445 or (10.28%) more than last year. This includes a contingency account of \$39,941. Library operations are subsidized by the General Fund (100), which covers administration, finance (payroll, accounting, and auditing), and building maintenance activities; and the Community Beautification Fund (250), which pays for landscaping maintenance.

The majority of library funding comes from a share of Library District property taxes collected by the County, which are projected to be about \$2000 more than last year. Since library taxes can only be used for operation and maintenance but not capital construction, all property tax receipts, fees, fines and rental revenues are deposited into the Library Fund, and are used for personnel, materials, services, and equipment. In addition, certain donations may also be deposited into the Library Memorial Fund, subject to any restrictions which may have been placed on donations by the donors. The prior Lisa Wampole Trust Fund (990) was closed into the Library Memorial Fund several years ago, but those funds continue to be accounted for as a separate line item within the Library Memorial Fund budget.

## Electric Department

The electric utility is funded through the Electric Fund (910), with revenues derived primarily from the sale of electricity to customers inside and outside of the City. The total proposed Electric Department budget is \$8,332,959 which is \$526,4311 or (6.32%) more than the previous fiscal year.

# City of Bandon

## 2021-2022 Annual Budget

---

The Electric Utility utilizes Federal funds and the proceeds of a dedicated monthly bill charge (\$.18 per residential customer and \$.00018 per kWh for commercial and industrial customers), which is added to each electric bill to operate a Low Income Energy Assistance Program (LIEAP) to provide bill-paying assistance to qualifying low income electric customers. Both the Federal and the local programs are administered under an agreement with Oregon Coast Community Action. With declining Federal resources, and increasing needs for assistance, the City initiated the Round-Up Program in 2009, through which individual customers can voluntarily agree to have their monthly utility bill “rounded up” to the next whole dollar value. This additional contribution is also used specifically for the low-income assistance program.

The Electric Department will have a reserve fund of \$811,250 and a contingency of \$123,820. This is an increase in reserve and a decrease in contingency.

City electric crews continue to accomplish capital improvement, underground power, and line and pole replacement projects in-house, decreasing the need for outside contractors and keeping expenditures as low as possible.

### **Water Department**

Water treatment and distribution activities are funded through the Water Fund (940), with revenues derived primarily from the sale of water while the Water Plant Improvement Fund (941) tracks the capital expenditures that are completed using the base-rate increase that voters approved in November of 2016 election. The Water Plant Reserve Fund (942). Some capital expenditures are also budgeted from the Water SDC Reimbursement Fund (720), and the Water SDC Improvement Fund (721). The total proposed Water Treatment budget is \$5,615,208, which is \$1,833,616 or (32.65%) more than the previous fiscal year. The increase is largely due to increases in SDCs received over the past fiscal year and an increase in operation and maintenance needs at the plant and for the distribution system.

100% of the Water Treatment Plant employee costs and 20% of the Public Works Department employee costs are allocated to the Water Department primarily for their work on the water distribution system. Public Works employees are utilized to accomplish capital improvement and line repair/replacement projects, where possible, to decrease the need for outside contractors and to keep expenditures as low as possible.

### **Sewer Department**

Wastewater treatment and collection activities are funded through the Wastewater Fund (950), with revenues derived primarily from the wastewater treatment sales. The Wastewater Reserve Fund (952). Some capital expenditures are also budgeted from the Sewer SDC Reimbursement Fund (730), and the Sewer SDC Improvement Fund (731). The total proposed Wastewater Treatment budget is \$4,960,969, which is \$3,637,146 or (73.3%) more than the previous fiscal year. In addition, the Wastewater program contains Systems Development Charge Revenue and General Obligation Bond Reserves for capital projects.

100% of the wastewater treatment plant employee costs and 20% of the Public Works Department employee costs are allocated to the Sewer Department primarily for their work on the sewer collection system. As with the Water Utility, Public Works employees are utilized to accomplish capital improvement and line repair/replacement projects for the Wastewater Utility, where possible, to decrease the need for outside contractors and to keep expenditures as low as possible.

# City of Bandon 2021-2022 Annual Budget

## NON-DEPARTMENTAL EXPENDITURES

The expenditures described below are classified as “Non-Departmental Expenditures” since they are not allocated to any specific City Department. Several General Fund expenses formerly shown in the Administration Department have been moved to “Non-Departmental”. This provides a better picture of true Administration Costs:

- TOT Payments to the Chamber of Commerce
- Emergency Preparation funds.

### State Revenue Sharing Fund (260)

State Revenue Sharing money comes from the State of Oregon and is annually distributed to municipalities. The total proposed State Revenue Sharing Fund (260) budget is \$64,095, which includes \$25,000 to fund grant payments to other organizations, and \$39,095 for other anticipated expenses.

A \$2,500 maximum contribution limit was set by the Budget Committee and City Council to make sure as many organizations as possible could benefit from this revenue. This decision is not binding, however, and could be re-considered if deemed appropriate.

The City has received funding requests from the following community organizations:

ORGANIZATION	FY21-22 REQUESTED
Bandon Bridge Club	\$500.00
Bandon Community Emergency Response	\$0.00
Bandon Feeds the Hungry	\$3,000.00
Bandon Historical Society Museum	\$2,500.00
Bandon Lions Charitable Assoc. - 4 <sup>th</sup> of July Celebration	\$1,200.00
Bob Belloni Ranch, Inc	\$5,000.00
Coos County Area Transit - Dial-A-Ride	\$0.00
Common Ground Mediation	\$1,135.00
Coquille Watershed Association	\$0.00
Greater Bandon Association	\$3,500.00
South Coast Business Employment Corp. - Sr. Nutrition Program	\$3,000.00
South Coast Community Garden - Good Earth Community Garden	\$650.00
SMART	\$1,500.00
The SAFE Project	\$1,500.00
<b>TOTAL</b>	<b>\$23,485.00</b>

As required by State law, the City will hold a public hearing before the Budget Committee on May 17, 2021, to solicit recommendations regarding how these funds should be allocated. All requests from outside organizations will be presented and reviewed, and a recommendation for distribution will be made by the Budget Committee, following the hearing.

# City of Bandon 2021-2022 Annual Budget

## Block Grant Fund (410)

The total proposed Block Grant Fund (410) budget is \$62,470. The recommended budget includes \$0 for Materials & Services, \$0 for unspecified Capital Improvements, \$0 for the operation of the Trolley program, and \$42,470 for Loans to Small Businesses for small business start-up, equipment, and construction. Those loans are available in any amount up to \$30,000, for a period up to 15-years, at a fixed interest rate of 1% less than the fixed rate for a 15-year single-family residential mortgage at a local lending institution. There are 8 active loans in the fund. We anticipate building the principal balance of this fund in future years.

## Capital Improvements

Capital Improvements are accomplished in accordance with the 5-year Capital Plan. Projects are funded from a variety of different sources within the budget.

## Local Improvement District Fund (640)

The entire Local Improvement District Fund (640) budget of \$55,437 is classified as a Non-Departmental Expenditure since local improvement districts (LIDs) can be formed for various infrastructure improvement projects in any Department.

## DEBT SERVICE FUNDS

The City is currently making payments on 10 existing bonds and loans. Once all of fiscal year 2020-21 payments have been made, the outstanding principal balance on the City's total debt as of July 1, 2021, will be \$4,176,807. The following table lists each of the City's outstanding bonds and loans, together with the type of financing, the purpose, annual payments, final payment year, and remaining balance as of July 1, 2021.

FUND (PRIOR)	TYPE OF FINANCING	PURPOSE	FY2020-21 PAYMENT	FINAL PAYMENT	07/01/2021 BALANCE
365 (343)	2000 RD Water GO Bond	New Water Plant	\$28,518	2040	\$2,192,650
365 (375)	2009 Water GO Bond	Clarifier & UV	\$30,084	2032	\$532,782
940 (380)	2006 Airport Utility Loan	Water	\$28,455	2030	\$210,523
636 (633)	2000 Street & Sewer LID	Local Imp. District	\$733	2023	\$9,150
636	2004 Hwy 101 Sewer LID	Local Imp. District	\$23,057	2034	\$335,648
636	2012 12th Court LID	Local Imp. District	\$1,692	2041	\$65,437
950	1992 Wastewater LID	Local Imp. District	\$59,643	2035	\$503,223
750	2019 Sweeper Loan	Street Sweeper	\$48,777	2024	\$160,203
550	2018 Golf Course Loan	Property Purchase	\$7,809	2032	\$167,191
<b>TOTALS</b>			<b>\$228,768</b>		<b>\$4,176,807</b>

\* No property taxes are assessed for these bonds. The 2006 Airport Water & Sewer Bonds are paid by private property owners (68%) and Water SDCs (32%).

\*\* 42% of the 2006 Water GO Bond debt is paid with Water SDCs.

\*\*\* No public funds or property taxes are used to pay LID bonds. Payments are made through assessments against the properties located within the legally described improvement district boundaries.

\*\*\*\* 2021 GO Bond \$4,400,000

# City of Bandon

## 2021-2022 Annual Budget

---

### **CONCLUSIONS AND FUTURE OUTLOOK**

Based on the revenue and expenditure projections noted in the proposed budget, the City of Bandon will endeavor to provide the same level of services delivered during the preceding fiscal year, and will add some funds to establish a better financial picture and mitigate gorse.

The City of Bandon continues to be a remarkable place to live, work and visit. Every day, local residents can enjoy the beautiful weather, scenery and recreational opportunities that attract visitors to our community from around the world. Our goal at the city is to continue to improve customer service as efficiently as possible.

City staff continue to work hard to maintain the assets and infrastructure entrusted to them by the residents of the City. They also work to improve the emergency preparedness and resiliency of community members and the City itself.

### **Police Protection**

The FY 2021-22 budget provides for 6 officers to ensure adequate 24/7 police protection. The Police Department is funded primarily by the General Fund.

### **Streets, Drainage, and Pedestrian Facilities**

Adequate funds will be available for basic street, drainage, and capital improvement projects in the near term, but securing adequate funds for their ongoing maintenance and construction of new infrastructure will continue to be a challenge.

While State Tax Street Fund revenues have increased slightly, construction and labor costs have risen faster.

Although street and storm drainage SDC funds are available, the balances in those funds can decline quickly with the cost of one infrastructure project. SDC funds are also restricted to maintenance uses specified in the SDC Plan and for projects associated with capacity building to meet the demands placed on the street and drainage systems by future growth. They cannot be used to pay for ongoing operating expenses.

The largest single resource for the maintenance, repair and construction of street, drainage, and pedestrian facilities is the Local Option Street Tax Fund, which receives its revenue from a local option street tax in the amount of \$.8455 per \$1,000 assessed valuation. This tax was initially approved by the voters in 2001 and in 2011, was extended by the voters for an additional 10 years (2021). This is the maximum length a local option capital tax is allowed by State statutes. As a capital tax, however, it can only be used for capital improvement projects and not for operational expenses. The Local Option Tax Renewal is on the Ballot May 18, 2021.

# City of Bandon

## 2021-2022 Annual Budget

---

### **Parks & Recreation**

The Parks Master Plan contains numerous recommendations regarding improvements to the City's Park & Trail System. Development of additional neighborhood and wayside parks and an extensive walking trail system are also outlined. Parks maintenance is funded through the General Fund, where it has to compete for the same dollars as Police, Fire, Planning and other mandated City activities. Capital improvement funding has been provided primarily from the Parks and Recreation Development Fund, which receives revenue from a 6% fee assessed against some subdivisions in lieu of dedicating open space/park land within the development. A reduction in subdivision development, in recent years equates to fewer resources available for parks and recreation.

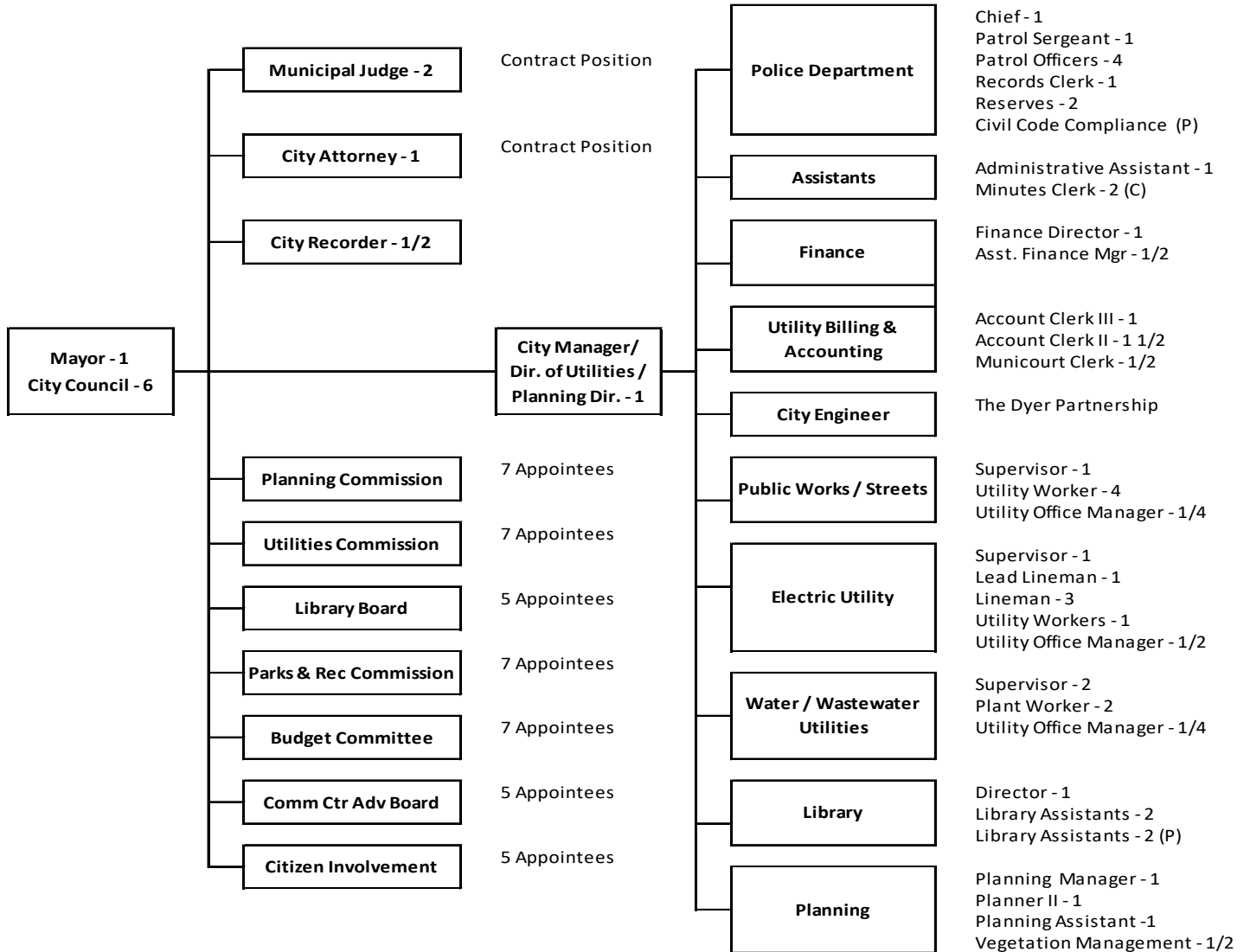
One of the major concerns expressed by the Parks & Recreation Commission is not only finding funds for constructing and improving recreational facilities such as parks and walking trails, but even more importantly how to finance the ongoing operation and maintenance of existing and proposed facilities. The most significant current resource for parks and recreation facilities construction is Urban Renewal. The Plans for Urban Renewal Areas 1 and 2 were amended in 2012 to include a list of priority projects for future City Park improvements, South Jetty Park improvements, developing small parks within the Urban Renewal areas, and constructing walking trails in those areas within the Area boundaries along the ocean bluff and Beach Loop Drive. The amount of Urban Renewal funds available and the number of parks and recreation projects that can actually be undertaken will depend upon the extent to which the City is successful in obtaining grants which can be matched with these funds. These funding sources are not guaranteed either, as a number of economic development projects within these Urban Renewal Districts could take priority over parks and recreation projects.

### **System Development Charges (SDC's)**

SDC revenues from new development and construction are projected to increase slightly given the small uptick in these activities. SDC's serve as the primary funding source for a large number of capital improvement and system expansion projects however, these funds are limited. Recent road and drainage projects have recently reduced the available funding in these accounts for FY 2021-22. However, increased building activity should begin to rebuild those fund balances.

# City of Bandon 2021-2022 Annual Budget

## GENERAL INFORMATION: ORGANIZATIONAL CHART



# FUNDS BY TYPE

## CHAPTER 2

<a href="#">General Fund</a> .....	Page 22
<a href="#">Special Revenue Funds</a> .....	Page 37
<a href="#">Enterprise Funds</a> .....	Page 51
<a href="#">Capital Funds</a> .....	Page 86
<a href="#">Debt Service</a> .....	Page 101



# City of Bandon 2021-2022 Annual Budget

## FUNDS BY TYPE: GENERAL FUND

REVENUES AND OTHER RESOURCES		2018-2019	2019-2020	2020-2021	2021-2022	2021-2022	2021-2022
DETAIL		ACTUAL	ACTUAL	BUDGET	PROPOSED	APPROVED	ADOPTED
GENERAL FUND (100)	ACCOUNT NO						
<b>TAXES</b>							
TAXES - CURRENT PROPERTY TAXES	100-401-00	198,506	196,183	209,912	206,426	0	0
TAXES - PRIOR PROPERTY TAXES	100-402-00	10,152	7,796	12,000	12,300	0	0
	TOTAL TAXES	208,658	203,979	221,912	218,726	0	0
<b>OTHER TAXES</b>							
UTILITY TAXES	100-440-00	468,486	473,711	485,351	500,000	0	0
TAXES - TRANSIENT TAXES	100-408-00	590,486	704,645	455,000	700,000	0	0
TRANSIENT OCCUPANCY TAX PEN.	100-408-01	128	154	100	500	0	0
	TOTAL OTHER TAXES	1,059,100	1,178,510	940,451	1,200,500	0	0
<b>FRANCHISE FEES</b>							
TELEPHONE FRANCHISE	100-404-01	5,719	3,037	4,500	5,000	0	0
TELEVISION FRANCHISE	100-404-02	31,162	43,985	43,000	48,000	0	0
	TOTAL FRANCHISE FEES	36,881	47,022	47,500	53,000	0	0
<b>PLANNING PERMITS</b>							
PARTITIONS	100-413-01	1,500	800	0	0	0	0
CONDITIONAL USES	100-413-03	3,000	3,800	0	0	0	0
VARIANCES		0	0	0	0	0	0
ZONE CHANGES	100-413-05	15,150	9,700	0	0	0	0
SUBDIVISION	100-413-06	0	1,040	0	0	0	0
PLANNING PERMIT FEES	100-413-09	2,925	2,550	91,250	95,000	0	0
PLANNING SERVICE FEES	100-413-10	0	0	144,343	188,609	0	0
	TOTAL PLANNING PERMITS	22,575	17,890	235,593	283,609	0	0
<b>OTHER PERMITS AND FEES</b>							
SOCIAL GAMING	100-414-02	325	783	650	400	0	0
AMUSEMENT MACHINES	100-414-03	170	160	300	120	0	0
LICENSES AND PERMITS - MISC	100-417-00	950	780	600	400	0	0
LIEN SEARCHES	100-417-01	440	400	500	500	0	0
SUMMER RECREATION FEES	100-417-02	372	0	0	0	0	0
	TOTAL OTHER PERMITS AND FEES	2,257	2,123	2,050	1,420	0	0
<b>INTERGOVERNMENTAL</b>							
LIQUOR TAX	100-422-01	47,906	55,771	61,175	59,695	0	0
CIGARETTE TAX	100-422-02	3,283	3,526	3,723	2,451	0	0
MARIJUANA TAX	100-422-03	6,902	11,448	11,200	4,095	0	0
IN LIEU ELECTRIC FRANCHISE FEE	100-439-01	344,586	353,733	358,351	375,000	0	0
IN LIEU WATER FRANCHISE FEE	100-439-02	49,457	47,474	61,468	59,280	0	0
IN LIEU SEWER FRANCHISE FEE	100-439-03	48,692	44,980	57,116	57,600	0	0
IN LIEU-POL AND FIRE-HERITAGE PL	100-439-04	1,518	1,669	1,761	1,500	0	0
	TOTAL INTERGOVERNMENTAL	502,344	518,601	554,794	559,621	0	0

# City of Bandon 2021-2022 Annual Budget

## FUNDS BY TYPE: GENERAL FUND

REVENUES AND OTHER RESOURCES		2018-2019	2019-2020	2020-2021	2021-2022	2021-2022	2021-2022
DETAIL		ACTUAL	ACTUAL	BUDGET	PROPOSED	APPROVED	ADOPTED
GENERAL FUND (100)	ACCOUNT NO						
<b>POLICE AND COURT FINES</b>							
CIRCUIT COURT FINES	100-460-00	32,206	30,910	30,000	15,000	0	0
MUNICIPAL COURT FINES	100-461-01	0	100	0	60,000	0	0
MUNICIPAL COURT STATE ASSESS	100-461-03	0	42	0	0	0	0
POLICE INCOME	100-463-00	(1,243)	202	500	150	0	0
TOTAL POLICE AND COURT FINES		30,963	31,254	30,500	75,150	0	0
<b>REIMBURSEMENTS</b>							
OTHER REIMBURSEMENTS	100-470-02	69,888	45,942	5,000	0	0	0
OTHER EXTERNAL	100-470-09	0	0	0	1,000	0	0
ENGINEERING REIMB	100-471-01	1,425	0	600	3,400	0	0
STREET MATERIALS REIMB	100-471-02	346	0	0	0	0	0
PUBLIC WORKS REIMB	100-471-03	9,956	6,502	6,500	15,000	0	0
REIMB U.R. ADMIN AND FINANCE	100-473-03	22,137	0	29,005	75,500	0	0
REIMBURSE FINANCE EXPENSE	100-473-05	110,684	111,547	118,928	108,150	0	0
REIMBURSE ADMIN EXPENSE	100-473-06	221,368	245,403	261,641	270,534	0	0
REIMB - W/C LIGHT DUTY TRAINING	100-473-08	0	0	2,500	2,500	0	0
TOTAL REIMBURSEMENTS		435,804	409,394	424,174	476,084	0	0
<b>MISCELLANEOUS</b>							
SALE OF ASSETS	100-445-00	0	281,503	0	0	0	0
SPRAGUE THEATER RENT REVENUE	100-446-01	8,480	9,078	8,750	2,000	0	0
SPRAGUE-EQUIPMENT RENT REVENUE	100-446-02	1,605	1,903	2,275	400	0	0
SPRAGUE THEATER-GRANTS	100-446-03	0	15,000	10,000	10,000	0	0
RENTAL OF LAND	100-447-01	33,094	34,191	28,000	1,000	0	0
COMMUNITY CTR RENT REVENUE	100-448-01	25,861	17,156	25,000	10,000	0	0
INTEREST INCOME	100-450-00	7,874	9,093	7,500	9,000	0	0
GRANTS - MISC	100-474-00	(19,346)	1,637	10,000	320,884	0	0
GRANTS - POLICE SEATBELT	100-474-02	2,874	1,744	2,500	2,500	0	0
GRANT - POLICE DUII	100-474-03	0	2,715	0	3,000	0	0
11TH ST WEST SIDEWALK GRANT	100-474-05	0	546	0	0	0	0
COMMUNITY CENTER DONATIONS	100-478-04	0	0	500	150	0	0
OTHER	100-489-00	37,786	7,848	10,000	2,000	0	0
DONATIONS	100-489-01	1	350	200	200	0	0
FIREWORKS DONATIONS	100-489-02	12,573	7,942	15,000	8,500	0	0
DONATIONS-MISC POLICE	100-489-03	1,205	0	0	0	0	0
TOTAL MISCELLANEOUS		112,007	390,706	119,725	369,634	0	0
<b>TRANS FROM OTHER FUNDS</b>							
TRANSFER IN FROM 250	100-490-01	0	0	12,600	0	0	0
TRANSFER-ST REV SHARING (#260)	100-490-03	0	0	20,000	0	0	0
ELECTRIC (#910) - SUMMER REC	100-490-04	27,500	30,000	30,000	20,464	0	0
TOTAL TRANS FROM OTHER FUNDS		27,500	30,000	62,600	20,464	0	0
<b>TOTAL REVENUES AND OTHER RESOURCES</b>		<b>2,438,089</b>	<b>2,829,479</b>	<b>2,639,299</b>	<b>3,258,208</b>	<b>0</b>	<b>0</b>

# City of Bandon 2021-2022 Annual Budget

## FUNDS BY TYPE: GENERAL FUND

REVENUES AND OTHER RESOURCES		2018-2019	2019-2020	2020-2021	2021-2022	2021-2022	2021-2022	2021-2022
DETAIL	ACCOUNT NO		ACTUAL	ACTUAL	BUDGET	PROPOSED	APPROVED	ADOPTED
GENERAL FUND (100)								
FUND BALANCE								
BEGINNING BALANCE	100-400-00		662,905	238,188	91,590	1,176,230	0	0
	TOTAL FUND BALANCE		662,905	238,188	91,590	1,176,230	0	0
	GRAND TOTAL GENERAL FUND (100)		3,100,994	3,067,667	2,730,889	4,434,438	0	0

# City of Bandon 2021-2022 Annual Budget

## FUNDS BY TYPE: GENERAL FUND

EXPENDITURE DETAIL		2018-2019	2019-2020	2020-2021	2021-2022	2021-2022	2021-2022
GENERAL FUND (100)		ACTUAL	ACTUAL	BUDGET	PROPOSED	APPROVED	ADOPTED
MAYOR AND COUNCIL DEPARTMENT	ACCOUNT NO						
<b>MATERIALS AND SERVICES:</b>							
MAYOR AND COUNCIL	100-51-600	9,887	9,500	9,600	9,600	0	0
4TH OF JULY FIREWORKS	100-51-615	15,380	4,574	15,000	15,000	0	0
OFFICE SUPPLIES	100-51-620	2,277	0	500	500	0	0
PRINTING/PRINTED MATERIAL	100-51-624	314	257	500	500	0	0
TRAINING AND TRAVEL	100-51-650	7,098	836	8,500	8,500	0	0
MEMBERSHIPS/SUBSCRIPTIONS	100-51-655	2,831	2,832	2,850	2,850	0	0
OTHER	100-51-749	372	485	500	500	0	0
TOTAL MATERIALS AND SERVICES		38,159	18,484	37,450	37,450	0	0
TOTAL MAYOR AND COUNCIL DEPARTMENT		38,159	18,484	37,450	37,450	0	0

# City of Bandon 2021-2022 Annual Budget

## FUNDS BY TYPE: GENERAL FUND

EXPENDITURE DETAIL		2018-2019	2019-2020	2020-2021	2021-2022	2021-2022	2021-2022
GENERAL FUND (100)		ACTUAL	ACTUAL	BUDGET	PROPOSED	APPROVED	ADOPTED
ADMINISTRATION DEPARTMENT	ACCOUNT NO						
<b>PERSONNEL SERVICES:</b>							
REGULAR EMPLOYEES SALARIES AND WAGES	100-55-505	123,751	90,693	97,312	108,292	0	0
OVERTIME PAY	100-55-520	3,129	2,822	0	0	0	0
SOCIAL SECURITY	100-55-550	7,848	7,007	7,444	8,285	0	0
RETIREMENT	100-55-551	23,778	22,890	22,443	24,965	0	0
HEALTH AND LIFE INSURANCE	100-55-552	32,431	34,390	31,507	33,249	0	0
UNEMPLOYMENT	100-55-553	106	91	97	109	0	0
W/C INSURANCE	100-55-555	371	296	467	520	0	0
MISC PAYROLL EXPENSE	100-55-560	0	924	0	0	0	0
TOTAL PERSONNEL SERVICES		191,414	159,113	159,270	175,420	0	0
<b>MATERIALS AND SERVICES:</b>							
OFFICE SUPPLIES	100-55-620	2,912	2,631	3,000	3,000	0	0
OFFICE EQUIPMENT	100-55-621	2,120	3,684	750	1,500	0	0
OFFICE FURNITURE	100-55-622	1,029	0	500	500	0	0
PRINTING/PRINTED MATERIAL	100-55-624	5,199	5,091	3,500	5,100	0	0
LEGAL PUBLICATIONS AND NOTICES	100-55-625	600	2,306	2,000	2,500	0	0
ELECTION EXPENSE	100-55-626	0	9,603	10,000	15,000	0	0
LEGAL COST	100-55-628	34,848	55,604	57,377	57,000	0	0
UTILITIES	100-55-631	878	731	843	900	0	0
TELEPHONE	100-55-632	317	467	1,000	1,000	0	0
BUILDING MAINTENANCE SUPPLIES	100-55-633	117	1,743	1,000	1,000	0	0
MISC. EQ. - LIGHT DUTY TRAINING	100-55-636	220	0	500	500	0	0
SAFETY COMMITTEE	100-55-645	2,187	165	2,000	2,000	0	0
EMERGENCY MANAGEMENT SUPPLIES	100-55-649	4,708	909	2,000	0	0	0
TRAINING AND TRAVEL	100-55-650	8,234	2,118	1,967	5,000	0	0
MEMBERSHIPS	100-55-655	7,603	3,720	5,000	6,000	0	0
CONTRACTUAL SERVICES - JANITOR	100-55-657	15,506	15,236	16,000	16,000	0	0
CONTRACTUAL SVCS-DRUG TESTING	100-55-658	100	505	500	500	0	0
CONTRACTUAL SERVICES -ENGINEER	100-55-659	710	840	1,500	1,500	0	0
CONTRACTUAL SERVICES	100-55-661	52,123	55,933	47,474	53,000	0	0
INSURANCE	100-55-681	28,386	25,315	29,112	31,300	0	0
INS. - LOSS PREV DEDUCT	100-55-682	0	0	10,000	10,000	0	0
ECON DEVEL-TOUR DEV (CH OF C)	100-55-727	109,593	150,248	122,053	0	0	0
NUISANCE ABATEMENT	100-55-735	688	0	1,000	5,000	0	0
PERMITS AND FEES	100-55-745	380	0	200	500	0	0
BANDON PREPARES	100-55-747	650	911	2,500	0	0	0
OTHER	100-55-749	2,067	10,265	5,348	0	0	0
TOTAL MATERIALS AND SERVICES		281,175	348,025	327,124	218,800	0	0
TOTAL ADMINISTRATION DEPARTMENT		472,589	507,138	486,394	394,220	0	0

# City of Bandon 2021-2022 Annual Budget

## FUNDS BY TYPE: GENERAL FUND

EXPENDITURE DETAIL		2018-2019	2019-2020	2020-2021	2021-2022	2021-2022	2021-2022
GENERAL FUND (100)		ACTUAL	ACTUAL	BUDGET	PROPOSED	APPROVED	ADOPTED
ACCOUNTING AND BILLING DEPT	ACCOUNT NO						
<b>PERSONNEL SERVICES:</b>							
REGULAR EMPLOY SALARIES AND WAGES	100-57-505	34,442	74,420	53,519	65,371	0	0
OVERTIME PAY	100-57-520	776	1,829	0	3,000	0	0
SOCIAL SECURITY	100-57-550	2,550	5,678	4,094	5,024	0	0
RETIREMENT	100-57-551	9,869	19,362	12,389	15,158	0	0
HEALTH AND LIFE INSURANCE	100-57-552	13,296	28,095	16,221	18,999	0	0
UNEMPLOYMENT	100-57-553	35	76	54	66	0	0
W/C INSURANCE	100-57-555	113	212	257	314	0	0
TOTAL PERSONNEL SERVICES		61,081	129,672	86,534	107,932	0	0
<b>MATERIALS AND SERVICES:</b>							
OFFICE EQUIPMENT	100-57-611	18,658	7,525	5,500	6,500	0	0
OFFICE SUPPLIES	100-57-620	5,804	4,600	5,500	5,500	0	0
POSTAGE	100-57-623	23,636	24,755	25,000	26,000	0	0
PRINTING/PRINTED MATERIAL	100-57-624	12,762	11,419	13,000	13,000	0	0
UTILITIES	100-57-631	1,394	1,161	1,500	1,500	0	0
TELEPHONE	100-57-632	11,156	11,184	13,000	13,000	0	0
TRAINING AND TRAVEL	100-57-650	1,412	133	4,500	4,500	0	0
MEMBERSHIPS	100-57-655	965	869	1,000	1,000	0	0
CONTRACTUAL SERVICES	100-57-661	32,417	45,185	25,000	75,000	0	0
AUDIT SERVICES	100-57-662	61,662	80,820	20,000	35,000	0	0
BAD DEBTS	100-57-733	672	429	1,000	2,000	0	0
OTHER	100-57-749	3,415	1,033	2,500	2,500	0	0
TOTAL MATERIALS AND SERVICES		173,953	189,113	117,500	185,500	0	0
TOTAL ACCOUNTING AND BILLING DEPT		235,034	318,785	204,034	293,432	0	0

# City of Bandon 2021-2022 Annual Budget

## FUNDS BY TYPE: GENERAL FUND

---

EXPENDITURE DETAIL		2018-2019	2019-2020	2020-2021	2021-2022	2021-2022	2021-2022
GENERAL FUND (100)		ACTUAL	ACTUAL	BUDGET	PROPOSED	APPROVED	ADOPTED
MUNICIPAL COURT DEPARTMENT	ACCOUNT NO						
MATERIALS AND SERVICES:							
CONTRACTUAL SERVICES	100-60-661	3,125	3,000	3,100	6,000	0	0
TOTAL MATERIALS AND SERVICES		3,125	3,000	3,100	6,000	0	0
TOTAL MUNICIPAL COURT DEPARTMENT		3,125	3,000	3,100	6,000	0	0

# City of Bandon 2021-2022 Annual Budget

## FUNDS BY TYPE: GENERAL FUND

EXPENDITURE DETAIL		2018-2019	2019-2020	2020-2021	2021-2022	2021-2022	2021-2022
GENERAL FUND (100)		ACTUAL	ACTUAL	BUDGET	PROPOSED	APPROVED	ADOPTED
POLICE DEPARTMENT		ACCOUNT NO					
<b>PERSONNEL SERVICES:</b>							
DEPT HEAD	100-62-500	9,411	7,680	0	0	0	0
REGULAR EMPLOYEES	100-62-505	441,355	484,301	497,521	543,472	0	0
REGULAR PART-TIME WAGES	100-62-510	0	0	16,640	0	0	0
TEMPORARY PART-TIME WAGES	100-62-512	0	98	0	0	0	0
OVERTIME PAY	100-62-520	29,246	18,858	25,000	25,000	0	0
HOLIDAY PAY	100-62-521	23,119	22,281	25,000	25,000	0	0
UNIFORM ALLOWANCE	100-62-527	2,537	1,050	2,500	2,500	0	0
REIMB. - VACATION	100-62-528	5,740	0	0	0	0	0
SOCIAL SECURITY	100-62-550	38,085	40,436	43,158	45,401	0	0
RETIREMENT	100-62-551	115,051	149,135	148,184	156,861	0	0
HEALTH AND LIFE INSURANCE	100-62-552	119,634	137,192	141,161	143,178	0	0
UNEMPLOYMENT	100-62-553	511	530	498	544	0	0
W/C INSURANCE	100-62-555	28,692	32,258	23,881	27,174	0	0
TOTAL PERSONNEL SERVICES		813,381	893,819	923,543	969,130	0	0
<b>MATERIALS AND SERVICES:</b>							
VEHICLE FUEL	100-62-600	20,462	16,399	20,000	25,000	0	0
VEHICLE MAINTENANCE (EXT)	100-62-604	13,862	10,677	12,000	15,000	0	0
OFFICE EQUIPMENT MAINTENANCE	100-62-611	6,128	5,027	7,000	3,500	0	0
OFFICE SUPPLIES	100-62-620	3,028	1,379	3,500	7,000	0	0
POSTAGE	100-62-623	101	173	300	250	0	0
PRINTED MATERIAL	100-62-624	846	815	900	500	0	0
TRAINING EQUIPMENT	100-62-627	4,012	4,362	7,000	7,000	0	0
LEGAL COST	100-62-628	6,142	40	1,500	1,500	0	0
UTILITIES	100-62-631	4,546	3,785	5,500	5,500	0	0
TELEPHONE	100-62-632	8,439	8,387	12,000	12,000	0	0
SMALL TOOLS AND EQUIPMENT	100-62-640	16,469	6,542	15,000	15,000	0	0
UNIFORMS	100-62-643	5,953	1,735	5,000	5,000	0	0
EMPLOYEE EDUCATION ASSISTANCE	100-62-649	0	0	0	4,500	0	0
TRAINING AND TRAVEL	100-62-650	3,831	2,164	12,200	20,000	0	0
MEMBERSHIPS	100-62-655	444	797	3,000	1,500	0	0
CONTRACTUAL SERVICES	100-62-661	81,823	84,784	95,000	115,000	0	0
INSURANCE	100-62-681	23,655	24,110	30,475	33,525	0	0
DRUG ENFORCEMENT	100-62-692	604	0	0	0	0	0
K-9 EXPENSE	100-62-746	4,536	897	0	0	0	0
OTHER	100-62-749	1,323	348	300	300	0	0
TOTAL MATERIALS AND SERVICES		206,204	172,421	230,675	272,075	0	0
<b>CAPITAL OUTLAY:</b>							
CIP - MAJOR EQUIPMENT	100-62-750	0	0	0	50,000		
MINOR EQUIPMENT-NEW	100-62-757	4,536	0	5,000	5,000	0	0
TOTAL CAPITAL OUTLAY		4,536	0	5,000	55,000	0	0
TOTAL POLICE DEPARTMENT		1,024,121	1,066,240	1,159,218	1,296,205	0	0



# City of Bandon 2021-2022 Annual Budget

## FUNDS BY TYPE: GENERAL FUND

EXPENDITURE DETAIL		2018-2019	2019-2020	2020-2021	2021-2022	2021-2022	2021-2022
GENERAL FUND (100)		ACTUAL	ACTUAL	BUDGET	PROPOSED	APPROVED	ADOPTED
FIRE DEPARTMENT	ACCOUNT NO						
MATERIALS AND SERVICES:							
CONTRACTUAL SERVICES	100-64-661	107,705	55,307	113,821	115,870	0	0
TOTAL MATERIALS AND SERVICES		107,705	55,307	113,821	115,870	0	0
TOTAL FIRE DEPARTMENT		107,705	55,307	113,821	115,870	0	0

# City of Bandon 2021-2022 Annual Budget

## FUNDS BY TYPE: GENERAL FUND

EXPENDITURE DETAIL		2018-2019	2019-2020	2020-2021	2021-2022	2021-2022	2021-2022
GENERAL FUND (100)		ACTUAL	ACTUAL	BUDGET	PROPOSED	APPROVED	ADOPTED
STREET DEPARTMENT	ACCOUNT NO						
<b>MATERIALS AND SERVICES:</b>							
VEHICLE FUEL AND OIL	100-70-600	11,737	10,093	12,000	14,000	0	0
VEHICLE MAINTENANCE	100-70-604	1,436	1,802	2,000	10,000	0	0
OFFICE SUPPLIES	100-70-620	4,259	748	1,500	1,500	0	0
UTILITIES	100-70-631	4,076	4,154	3,500	3,500	0	0
TELEPHONE	100-70-632	1,552	1,769	3,000	3,000	0	0
BUILDING REPAIR	100-70-634	58,350	13,162	50,000	50,000	0	0
SMALL TOOLS AND EQUIPMENT	100-70-640	6,314	3,476	7,000	10,000	0	0
SAFETY EQUIPMENT	100-70-642	6,348	3,161	5,500	6,000	0	0
TRAINING AND TRAVEL	100-70-650	1,726	1,415	3,000	4,000	0	0
CONTRACTUAL SERVICES	100-70-661	15,485	32,230	20,000	95,000	0	0
INSURANCE	100-70-681	7,156	6,027	7,705	8,500	0	0
TRAFFIC SAFETY SUPPLIES	100-70-706	20,878	4,819	15,000	15,000	0	0
OTHER EQUIP REPAIR AND MAINT.	100-70-721	26,246	19,026	35,000	40,000	0	0
TOTAL MATERIALS AND SERVICES		165,563	101,882	165,205	260,500	0	0
TOTAL STREET DEPARTMENT		165,563	101,882	165,205	260,500	0	0

# City of Bandon 2021-2022 Annual Budget

## FUNDS BY TYPE: GENERAL FUND

EXPENDITURE DETAIL		2018-2019	2019-2020	2020-2021	2021-2022	2021-2022	2021-2022
GENERAL FUND (100)		ACTUAL	ACTUAL	BUDGET	PROPOSED	APPROVED	ADOPTED
PARKS DEPARTMENT		ACCOUNT NO					
<b>PERSONNEL SERVICES:</b>							
REGULAR EMPLOYEES SALARIES AND WAGES	100-72-505	59,763	44,482	41,629	51,807	0	0
TEMPORARY PART-TIME WAGES	100-72-512	0	23,741	0	25,000	0	0
OVERTIME PAY	100-72-520	1,922	190	0	2,000	0	0
VACATION REIMB.	100-72-528	0	1,221	0	0	0	0
SOCIAL SECURITY	100-72-550	4,538	3,369	3,185	3,964	0	0
RETIREMENT	100-72-551	11,752	11,651	12,180	14,752	0	0
HEALTH AND LIFE INSURANCE	100-72-552	18,735	13,360	16,554	17,217	0	0
UNEMPLOYMENT	100-72-553	62	44	42	61	0	0
W/C INSURANCE	100-72-555	4,602	4,424	3,794	2,187	0	0
TOTAL PERSONNEL SERVICES		101,374	102,482	77,384	116,988	0	0
<b>MATERIALS AND SERVICES:</b>							
UTILITIES	100-72-631	21,013	18,445	25,000	25,000	0	0
SMALL TOOLS AND EQUIPMENT	100-72-640	578	3,350	3,000	4,000	0	0
LANDSCAPING AND LAWN MAINTENANCE	100-72-646	1,500	0	0	0	0	0
INSURANCE	100-72-681	3,548	3,626	4,158	4,470	0	0
PARK SUPPLIES	100-72-708	3,115	8,955	8,000	12,000	0	0
PARK REPAIR AND MAINTENANCE	100-72-725	31,759	11,307	35,000	35,000	0	0
SUMMER REC - FEES	100-72-745	17,059	20,464	20,464	20,464	0	0
OTHER	100-72-749	2,573	1,173	4,000	4,000	0	0
TOTAL MATERIALS AND SERVICES		81,145	67,320	99,622	104,934	0	0
TOTAL PARKS DEPARTMENT		182,519	169,802	177,006	221,922	0	0

# City of Bandon 2021-2022 Annual Budget

## FUNDS BY TYPE: GENERAL FUND

EXPENDITURE DETAIL		2018-2019	2019-2020	2020-2021	2021-2022	2021-2022	2021-2022
GENERAL FUND (100)		ACTUAL	ACTUAL	BUDGET	PROPOSED	APPROVED	ADOPTED
PLANNING DEPARTMENT	ACCOUNT NO						
<b>PERSONNEL SERVICES:</b>							
DEPT HEAD SALARIES AND WAGES	100-76-500	24,519	0	0	0	0	0
REGULAR EMPLOY SALARIES AND WAGES	100-76-505	56,651	69,812	140,485	167,741	0	0
OVERTIME PAY	100-76-520	506	95	0	0	0	0
HOLIDAY PAY	100-76-521	1,028	0	0	0	0	0
SOCIAL SECURITY	100-76-550	6,160	5,617	10,747	12,833	0	0
RETIREMENT	100-76-551	9,157	6,001	21,087	36,352	0	0
HEALTH AND LIFE INSURANCE	100-76-552	10,287	9,679	42,790	49,191	0	0
UNEMPLOYMENT	100-76-553	83	74	140	168	0	0
W/C INSURANCE	100-76-555	672	404	674	806	0	0
TOTAL PERSONNEL SERVICES		109,063	91,682	215,923	267,091	0	0
<b>MATERIALS AND SERVICES:</b>							
CITIZEN INVOLVEMENT PROGRAM	100-76-619	0	0	0	1,000	0	0
OFFICE SUPPLIES	100-76-620	1,519	1,238	2,000	2,500	0	0
PRINTING/PRINTED MATERIAL	100-76-624	5,078	4,503	6,000	6,000	0	0
LEGAL PUBLICATIONS AND NOTICES	100-76-625	1,277	987	3,000	3,000	0	0
UTILITIES	100-76-631	1,197	996	1,500	1,500	0	0
TELEPHONE	100-76-632	530	541	1,000	750	0	0
MISC. EQUIPMENT/FIXTURES	100-76-641	320	2,307	4,000	2,500	0	0
TRAINING AND TRAVEL	100-76-650	2,549	137	0	3,000	0	0
MEMBERSHIPS	100-76-655	450	229	500	500	0	0
CONSULTING SERVICES	100-76-660	12,743	0	0	5,000	0	0
CONSULTING SERVICES - LEGAL	100-76-661	289	4,383	5,000	5,000	0	0
TOTAL MATERIALS AND SERVICES		25,952	15,321	23,000	30,750	0	0
TOTAL PLANNING DEPARTMENT		135,015	107,003	238,923	297,841	0	0

# City of Bandon 2021-2022 Annual Budget

## FUNDS BY TYPE: GENERAL FUND

EXPENDITURE DETAIL		2018-2019	2019-2020	2020-2021	2021-2022	2021-2022	2021-2022
GENERAL FUND (100)		ACTUAL	ACTUAL	BUDGET	PROPOSED	APPROVED	ADOPTED
COMMUNITY CENTER DEPARTMENT	ACCOUNT NO						
<b>PERSONNEL SERVICES:</b>							
REGULAR EMPLOYEES SALARIES AND WAGES	100-78-505	15,558	7,814	7,719	9,067	0	0
OVERTIME PAY	100-78-520	702	68	0	0	0	0
VACATION REIMB.	100-78-528	0	475	0	0	0	0
SOCIAL SECURITY	100-78-550	1,203	588	772	694	0	0
RETIREMENT	100-78-551	2,519	2,086	2,305	2,658	0	0
HEALTH AND LIFE INSURANCE	100-78-552	3,792	2,314	2,391	2,801	0	0
UNEMPLOYMENT	100-78-553	16	8	9	10	0	0
W/C INSURANCE	100-78-555	569	295	411	402	0	0
TOTAL PERSONNEL SERVICES		24,359	13,648	13,607	15,632	0	0
<b>MATERIALS AND SERVICES:</b>							
OFFICE EQUIPMENT	100-78-611	250	0	0	0	0	0
OFFICE SUPPLIES	100-78-620	115	0	0	0	0	0
UTILITIES	100-78-631	16,049	14,204	17,000	17,000	0	0
TELEPHONE	100-78-632	1,351	1,255	1,500	1,500	0	0
LINEN RENTAL	100-78-635	786	302	0	0	0	0
MISC EQUIPMENT	100-78-640	4	596	1,500	1,500	0	0
CONTRACTUAL SERVICES - JANITOR	100-78-657	13,805	11,326	15,000	15,000	0	0
CONTRACTUAL SERVICES	100-78-661	13,670	18,228	12,000	15,000	0	0
WEB AND MARKETING	100-78-663	2,515	973	0	0	0	0
INS. - PROPERTY	100-78-681	0	0	1,150	1,240	0	0
DUCT CLEANING	100-78-685	850	850	1,000	1,000	0	0
OTHER	100-78-749	2,590	240	3,500	3,500	0	0
TOTAL MATERIALS AND SERVICES		51,985	47,974	52,650	55,740	0	0
<b>CAPITAL OUTLAY:</b>							
CIP - WALK IN FREEZER RETRO	100-78-758	0	0	15,000	15,000	0	0
TOTAL CAPITAL OUTLAY		0	0	15,000	15,000	0	0
TOTAL COMMUNITY CENTER DEPARTMENT		76,344	61,622	81,257	86,372	0	0

# City of Bandon 2021-2022 Annual Budget

## FUNDS BY TYPE: GENERAL FUND

EXPENDITURE DETAIL		2018-2019	2019-2020	2020-2021	2021-2022	2021-2022	2021-2022
GENERAL FUND (100)		ACTUAL	ACTUAL	BUDGET	PROPOSED	APPROVED	ADOPTED
SPRAGUE THEATER	ACCOUNT NO						
<b>MATERIALS AND SERVICES:</b>							
OFFICE SUPPLIES	100-79-620	0	0	200	500	0	0
TELEPHONE	100-79-632	1,656	1,642	1,700	1,700	0	0
BUILDING MAINTENANCE SUPPLIES	100-79-633	1,942	6,767	2,000	2,000	0	0
ROYALTIES	100-79-634	175	547	800	800	0	0
MISC. EQUIPMENT	100-79-640	623	23,075	2,000	2,000	0	0
CONTRACTUAL SERVICES - JANITOR	100-79-657	3,692	3,108	4,500	4,500	0	0
CONTRACTUAL SERVICES	100-79-661	12,390	19,251	12,000	23,000	0	0
WEB/MARKETING	100-79-663	2,515	802	3,000	3,000	0	0
INS. - PROPERTY	100-79-681	0	0	1,150	1,240	0	0
OTHER	100-79-749	1,203	774	1,500	1,500	0	0
TOTAL MATERIALS AND SERVICES		24,196	55,966	28,850	40,240	0	0
TOTAL SPRAGUE THEATER		24,196	55,966	28,850	40,240	0	0

# City of Bandon 2021-2022 Annual Budget

## FUNDS BY TYPE: GENERAL FUND

EXPENDITURE DETAIL		2018-2019	2019-2020	2020-2021	2021-2022	2021-2022	2021-2022
GENERAL FUND (100)		ACTUAL	ACTUAL	BUDGET	PROPOSED	APPROVED	ADOPTED
NON-DEPARTMENTAL	ACCOUNT NO						
<b>PERSONNEL SERVICES:</b>							
OVERTIME PAY - POLICE GRANT	100-90-520	0	739	0	0	0	0
SOCIAL SECURITY	100-90-550	0	57	0	0	0	0
HEALTH AND LIFE INSURANCE	100-90-552	0	230	0	0	0	0
TOTAL PERSONNEL SERVICES		0	1,026	0	0	0	0
<b>MATERIALS AND SERVICES:</b>							
INSURANCE REIMBURSEMENT	100-90-683	21,888	0	15,000	15,000	0	0
WEB/MARKETING	100-90-745	0	0	6,000	6,000	0	0
ECON DEVEL-TOUR DEV (CH OF C)	100-90-738	0	0	0	145,682	0	0
EMERGENCY MANAGEMENT SUPPLIES	100-90-739	0	0	0	4,500	0	0
OTHER	100-90-749	1,404	1,461	14,628	15,000	0	0
TOTAL MATERIALS AND SERVICES		23,292	1,461	35,628	186,182	0	0
<b>CAPITAL OUTLAY:</b>							
TRANSFER TO FUND 940	100-90-750	0	20,000	0	0	0	0
TRANSFER TO FUND 950	100-90-751	0	4,718	0	0	0	0
CIP - CITY HALL SIDING/PAINTING/GUTTER RE-ROUTE	100-90-787	0	0	0	75,000	0	0
TOTAL CAPITAL OUTLAY		0	24,718	0	75,000	0	0
<b>CONTINGENCIES AND RESERVES:</b>							
TRAN TO OTHER FUND	100-90-954	375,145	0	0	0	0	0
RESCUE ACT CONTINGENCY	100-90-981	0	0	0	641,768	0	0
PERS RESERVE	100-90-971	0	0	0	100,000	0	0
RESERVE	100-90-970	0	0	0	250,000	0	0
CONTINGENCY	100-90-980	0	0	0	131,436	0	0
TOTAL CONTINGENCIES AND RESERVES		375,145	0	0	1,123,204	0	0
TOTAL NON-DEPARTMENTAL		398,437	27,205	35,628	1,384,386	0	0
<b>FUND BALANCE</b>							
ENDING FUND BALANCE	100-90-999	238,186	575,229	0	0	0	0
TOTAL FUND BALANCE		238,186	575,229	0	0	0	0
<b>GRAND TOTAL GENERAL FUND (100)</b>		<b>3,100,993</b>	<b>3,067,663</b>	<b>2,730,886</b>	<b>4,434,438</b>	<b>0</b>	<b>0</b>

# City of Bandon 2021-2022 Annual Budget

## FUNDS BY TYPE: SPECIAL REVENUE FUNDS

REVENUES AND OTHER RESOURCES		2018-2019	2019-2020	2020-2021	2021-2022	2021-2022	2021-2022
DETAIL		ACTUAL	ACTUAL	BUDGET	PROPOSED	APPROVED	ADOPTED
POLICE RESERVE PROGRAM FUND	ACCOUNT NO						
<b>MISCELLANEOUS</b>							
INTEREST INCOME	151-450-00	22	578	700	700	0	0
MISC - GRANT	151-474-00	8,256	3,281	250	250	0	0
MISC - DONATIONS	151-489-01	3,550	4,600	1,000	1,000	0	0
K-9 DONATIONS	151-489-02	8,710	6,720	3,200	200	0	0
HOLIDAY WITH A HERO DONATIONS	151-489-03	1,925	2,450	500	500	0	0
TOTAL MISCELLANEOUS		22,463	17,629	5,650	2,650	0	0
TOTAL REVENUES AND OTHER RESOURCES		22,463	17,629	5,650	2,650	0	0
<b>FUND BALANCE</b>							
BEGINNING FUND BALANCE	151-400-00	0	20,984	35,946	35,801	0	0
TOTAL FUND BALANCE		0	20,984	35,946	35,801	0	0
<b>GRAND TOTAL POLICE RESERVE PROGRAM FUND</b>		<b>22,463</b>	<b>38,613</b>	<b>41,596</b>	<b>38,451</b>	<b>0</b>	<b>0</b>



# City of Bandon 2021-2022 Annual Budget

## FUNDS BY TYPE: SPECIAL REVENUE FUNDS

EXPENDITURE DETAIL		2018-2019	2019-2020	2020-2021	2021-2022	2021-2022	2021-2022
POLICE RESERVE PROGRAM FUND		ACTUAL	ACTUAL	BUDGET	PROPOSED	APPROVED	ADOPTED
DEPARTMENT 62	ACCOUNT NO						
<b>MATERIALS AND SERVICES:</b>							
PROGRAM MATERIALS	151-62-690	0	582	6,500	0	0	0
HOLIDAY WITH A HERO EXPENSE	151-62-745	0	2,161	2,500	11,271	0	0
K-9 EXPENSE	151-62-746	0	0	0	15,210	0	0
OTHER EXPENSE	151-62-757	0	0	0	11,970	0	0
TOTAL MATERIALS AND SERVICES		0	2,743	9,000	38,451	0	0
<b>CAPITAL OUTLAY:</b>							
MINOR EQUIPMENT-NEW	151-62-757	1,480	0	4,950	0	0	0
TOTAL CAPITAL OUTLAY		1,480	0	4,950	0	0	0
TOTAL DEPARTMENT 62		1,480	2,743	13,950	38,451	0	0
<b>FUND BALANCE</b>							
ENDING FUND BALANCE	151-62-999	20,984	35,870	27,646	0	0	0
TOTAL FUND BALANCE		20,984	35,870	27,646	0	0	0
<b>GRAND TOTAL POLICE RESERVE PROGRAM FUND</b>		<b>22,464</b>	<b>38,613</b>	<b>41,596</b>	<b>38,451</b>	<b>0</b>	<b>0</b>

# City of Bandon 2021-2022 Annual Budget

## FUNDS BY TYPE: SPECIAL REVENUE FUNDS

REVENUES AND OTHER RESOURCES		2018-2019	2019-2020	2020-2021	2021-2022	2021-2022	2021-2022
DETAIL		ACTUAL	ACTUAL	BUDGET	PROPOSED	APPROVED	ADOPTED
STATE TAX STREET FUND (210)	ACCOUNT NO						
<b>INTERGOVERNMENTAL</b>							
STATE STREET TAX	210-422-03	213,566	225,643	227,435	244,584	0	0
TOTAL INTERGOVERNMENTAL		213,566	225,643	227,435	244,584	0	0
<b>MISCELLANEOUS</b>							
SALE OF ASSETS	210-445-00	0	59,604	0	0	0	0
INTEREST INCOME	210-450-00	2,739	2,516	2,013	2,600	0	0
TOTAL MISCELLANEOUS		2,739	62,120	2,013	2,600	0	0
TOTAL REVENUES AND OTHER RESOURCES		216,305	287,763	229,448	247,184	0	0
<b>FUND BALANCE</b>							
BEGINNING FUND BALANCE	210-400-00	143,679	113,916	97,852	150,339	0	0
TOTAL FUND BALANCE		143,679	113,916	97,852	150,339	0	0
<b>GRAND TOTAL STATE TAX STREET FUND (210)</b>		<b>359,984</b>	<b>401,679</b>	<b>327,300</b>	<b>397,523</b>	<b>0</b>	<b>0</b>

# City of Bandon 2021-2022 Annual Budget

## FUNDS BY TYPE: SPECIAL REVENUE FUNDS

EXPENDITURE DETAIL		2018-2019	2019-2020	2020-2021	2021-2022	2021-2022	2021-2022
STATE TAX STREET FUND (210)		ACTUAL	ACTUAL	BUDGET	PROPOSED	APPROVED	ADOPTED
EXPENDITURES	ACCOUNT NO						
<b>PERSONNEL SERVICES:</b>							
REGULAR EMPLOY SALARIES AND WAGES	210-50-505	136,441	109,779	98,696	121,747	0	0
OVERTIME PAY	210-50-520	5,354	516	0	1,500	0	0
VACATION REIMB.	210-50-528	0	3,393	0	0	0	0
SOCIAL SECURITY	210-50-550	10,118	8,629	7,550	9,314	0	0
RETIREMENT	210-50-551	36,579	35,820	28,970	34,819	0	0
HEALTH AND LIFE INSURANCE	210-50-552	41,880	33,163	31,269	39,207	0	0
UNEMPLOYMENT	210-50-553	139	110	116	106	0	0
W/C INSURANCE	210-50-555	15,557	16,296	15,038	5,084	0	0
TOTAL PERSONNEL SERVICES		246,068	207,706	181,639	211,777	0	0
<b>MATERIALS AND SERVICES:</b>							
PLANNING SERVICES	210-50-666	0	0	2,851	0	0	0
STREET AND DRAINAGE MATERIALS	210-50-703	0	8,631	50,000	50,000	0	0
ADA COMPLIANCE SIDEWALKS (RAMPS)	210-50-704	0	0	30,000	60,000	0	0
TRAFFIC SAFETY SUPPLIES	210-50-706	0	0	20,000	20,000	0	0
OTHER	210-50-749	0	242	42,810	55,746	0	0
MATERIALS AND SERVICES		0	8,873	145,661	185,746	0	0
TOTAL EXPENDITURES		246,068	216,579	327,300	397,523	0	0
<b>FUND BALANCE</b>							
ENDING FUND BALANCE	210-50-999	113,916	185,100	0	0	0	0
TOTAL FUND BALANCE		113,916	185,100	0	0	0	0
<b>GRAND TOTAL STATE TAX STREET FUND (210)</b>		<b>359,984</b>	<b>401,679</b>	<b>327,300</b>	<b>397,523</b>	<b>0</b>	<b>0</b>

# City of Bandon 2021-2022 Annual Budget

## FUNDS BY TYPE: SPECIAL REVENUE FUNDS

REVENUES AND OTHER RESOURCES		2018-2019	2019-2020	2020-2021	2021-2022	2021-2022	2021-2022
DETAIL		ACTUAL	ACTUAL	BUDGET	PROPOSED	APPROVED	ADOPTED
LIBRARY MEMORIAL FUND (220)	ACCOUNT NO						
<b>INTERGOVERNMENTAL</b>							
READY TO READ GRANT	220-422-09	1,000	1,000	1,000	0	0	0
TOTAL INTERGOVERNMENTAL		1,000	1,000	1,000	0	0	0
<b>MISCELLANEOUS</b>							
INTEREST INCOME	220-450-00	6,700	4,575	3,500	4,000	0	0
FINES	220-475-01	2,588	0	0	0	0	0
LOST BOOKS	220-475-02	785	0	0	0	0	0
COPIES	220-475-03	2,191	0	0	0	0	0
OTHER	220-475-09	6,503	0	0	0	0	0
GIFTS AND MEMORIALS	220-478-00	3,920	6,193	5,000	0	0	0
LIBRARY FOUNDATION	220-478-01	23,900	0	0	0	0	0
MISC - OTHER	220-489-00	2,190	0	0	0	0	0
TOTAL MISCELLANEOUS		48,777	10,768	8,500	4,000	0	0
TOTAL REVENUES AND OTHER RESOURCES		49,777	11,768	9,500	4,000	0	0
<b>FUND BALANCE</b>							
BEGINNING FUND BALANCE	220-400-00	250,575	292,266	88,000	93,156	0	0
TOTAL FUND BALANCE		250,575	292,266	88,000	93,156	0	0
<b>GRAND TOTAL LIBRARY MEMORIAL FUND (220)</b>		<b>300,352</b>	<b>304,034</b>	<b>97,500</b>	<b>97,156</b>	<b>0</b>	<b>0</b>

# City of Bandon 2021-2022 Annual Budget

## FUNDS BY TYPE: SPECIAL REVENUE FUNDS

EXPENDITURE DETAIL		2018-2019	2019-2020	2020-2021	2021-2022	2021-2022	2021-2022
LIBRARY MEMORIAL FUND (220)		ACTUAL	ACTUAL	BUDGET	PROPOSED	APPROVED	ADOPTED
EXPENDITURES	ACCOUNT NO						
<b>MATERIALS AND SERVICES:</b>							
LISA WAMPOLE CHILDRENS PROGRAM	220-50-695	0	1,602	7,000	0	0	0
READY TO READ GRANT EXPEND	220-50-698	1,227	925	1,000	0	0	0
OTHER	220-50-749	0	106	59,500	66,500	0	0
TOTAL MATERIALS AND SERVICES		1,227	2,633	67,500	66,500	0	0
<b>CAPITAL OUTLAY:</b>							
NEW LIBRARY CONSTRUCTION	220-50-763	3,360	0	0	0	0	0
CIP - EAST EXTERIOR DOOR	220-50-767	3,500	0	0	0	0	0
CIP - MISC	220-50-770	0	0	30,000	30,656	0	0
TOTAL CAPITAL OUTLAY		6,860	0	30,000	30,656	0	0
<b>CONTINGENCIES AND RESERVES:</b>							
TRANSFER TO FUND #230-LIB FUND	220-50-951	0	209,013	0	0	0	0
TOTAL CONTINGENCIES AND RESERVES		0	209,013	0	0	0	0
TOTAL EXPENDITURES		8,087	211,646	97,500	97,156	0	0
<b>FUND BALANCE</b>							
ENDING FUND BALANCE	220-50-999	292,266	92,387	0	0	0	0
TOTAL FUND BALANCE		292,266	92,387	0	0	0	0
<b>GRAND TOTAL LIBRARY MEMORIAL FUND (220)</b>		<b>300,353</b>	<b>304,033</b>	<b>97,500</b>	<b>97,156</b>	<b>0</b>	<b>0</b>

# City of Bandon 2021-2022 Annual Budget

## FUNDS BY TYPE: SPECIAL REVENUE FUNDS

REVENUES AND OTHER RESOURCES DETAIL	ACCOUNT NO	2018-2019 ACTUAL	2019-2020 ACTUAL	2020-2021 BUDGET	2021-2022 PROPOSED	2021-2022 APPROVED	2021-2022 ADOPTED
<b>LIBRARY FUND (230)</b>							
<b>INTERGOVERNMENTAL</b>							
COUNTY LIBRARY SUPPORT	230-424-01	342,343	397,981	355,000	357,053	0	0
READY TO READ GRANT	230-424-02	0	0	0	1,000	0	0
TOTAL INTERGOVERNMENTAL		342,343	397,981	355,000	358,053	0	0
<b>MISCELLANEOUS</b>							
INTEREST INCOME	230-450-00	55	765	250	250	0	0
MISC - GRANTS	230-474-00	2,975	4,840	2,000	2,000	0	0
FINES	230-475-01	0	1,516	0	0	0	0
LOST BOOKS	230-475-02	0	500	500	500	0	0
COPIES	230-475-03	0	1,820	1,500	1,500	0	0
LIBRARY FOUNDATION	230-478-01	0	19,101	16,000	18,000	0	0
OTHER	230-489-00	0	3,885	2,500	3,000	0	0
TOTAL MISCELLANEOUS		3,030	32,427	22,750	25,250	0	0
<b>TRANS FROM OTHER FUNDS</b>							
TRANS FROM FUND #220 (LIB MEM)	230-490-01	0	209,013	0	0	0	0
TOTAL TRANS FROM OTHER FUNDS		0	209,013	0	0	0	0
TOTAL REVENUES AND OTHER RESOURCES		345,373	639,421	377,750	383,303	0	0
<b>FUND BALANCE</b>							
BEGINNING FUND BALANCE	230-400-00	(33,748)	(148,963)	0	49,236	0	0
TOTAL FUND BALANCE		(33,748)	(148,963)	0	49,236	0	0
GRAND TOTAL LIBRARY FUND (230)		311,625	490,458	377,750	432,539	0	0

# City of Bandon 2021-2022 Annual Budget

## FUNDS BY TYPE: SPECIAL REVENUE FUNDS

EXPENDITURE DETAIL		2018-2019	2019-2020	2020-2021	2021-2022	2021-2022	2021-2022
LIBRARY FUND (230)		ACTUAL	ACTUAL	BUDGET	PROPOSED	APPROVED	ADOPTED
EXPENDITURES	ACCOUNT NO						
<b>PERSONNEL SERVICES:</b>							
REGULAR EMPLOYEES	230-50-505	233,948	235,267	178,620	183,537	0	0
HOLIDAY PAY	230-50-521	0	1,128	0	0	0	0
VACATION REIMB.	230-50-528	846	8,065	0	0	0	0
SOCIAL SECURITY	230-50-550	16,991	18,590	13,664	14,041	0	0
RETIREMENT	230-50-551	48,122	55,659	40,209	46,156	0	0
HEALTH AND LIFE INSURANCE	230-50-552	81,728	90,573	60,160	69,086	0	0
UNEMPLOYMENT	230-50-553	228	246	179	184	0	0
W/C INSURANCE	230-50-555	816	760	836	881	0	0
TOTAL PERSONNEL SERVICES		382,679	410,288	293,668	313,885	0	0
<b>MATERIALS AND SERVICES:</b>							
OFFICE SUPPLIES	230-50-620	3,981	3,570	4,200	4,000	0	0
OFFICE EQUIPMENT	230-50-621	2,610	50	400	1,000	0	0
OFFICE FURNITURE	230-50-622	2,053	373	1,000	500	0	0
POSTAGE	230-50-623	8	62	63	50	0	0
JANITORIAL SUPPLIES	230-50-630	1,070	783	1,500	1,500	0	0
UTILITIES	230-50-631	13,471	13,391	10,000	10,000	0	0
TELEPHONE	230-50-632	3,000	3,339	1,000	1,000	0	0
MINOR MAINTENANCE	230-50-635	772	105	1,200	1,200	0	0
TRAINING AND TRAVEL	230-50-650	1,698	1,278	1,500	1,000	0	0
MEMBERSHIPS	230-50-651	0	379	800	200	0	0
CONTRACTUAL SERVICES	230-50-661	13,468	15,033	12,000	10,000	0	0
INSURANCE	230-50-681	4,731	3,616	5,175	5,563	0	0
LIBRARY MATERIALS	230-50-690	28,540	25,277	30,000	33,000	0	0
ART GALLERY	230-50-691	0	217	600	600	0	0
CHILDREN'S PROGRAMS	230-50-695	942	72	72	0	0	0
EDUCATIONAL PROGRAMS	230-50-696	0	1,912	10,000	10,000	0	0
READY TO READ GRANT EXPEND	230-50-694	0	0	0	1,000	0	0
OTHER EQUIP REPAIR AND MAINT.	230-50-721	1,372	4,676	3,193	3,000	0	0
REFUNDS AND REIMBURSEMENTS	230-50-734	184	0	129	100	0	0
OTHER	230-50-749	8	1,059	1,250	1,000	0	0
TOTAL MATERIALS AND SERVICES		77,908	75,192	84,082	84,713	0	0
<b>CONTINGENCIES AND RESERVES:</b>							
CONTINGENCY	230-50-980	0	0	0	33,941	0	0
TOTAL CONTINGENCIES AND RESERVES		0	0	0	33,941	0	0
TOTAL EXPENDITURES		460,587	485,480	377,750	432,539	0	0
<b>FUND BALANCE</b>							
ENDING FUND BALANCE	230-50-999	(148,963)	4,977	0	0	0	0
TOTAL FUND BALANCE		(148,963)	4,977	0	0	0	0
GRAND TOTAL LIBRARY FUND (230)		311,624	490,457	377,750	432,539	0	0

# City of Bandon 2021-2022 Annual Budget

## FUNDS BY TYPE: SPECIAL REVENUE FUNDS

REVENUES AND OTHER RESOURCES		2018-2019	2019-2020	2020-2021	2021-2022	2021-2022	2021-2022
DETAIL		ACTUAL	ACTUAL	BUDGET	PROPOSED	APPROVED	ADOPTED
COMM BEAUTIFICATION FUND (250)	ACCOUNT NO						
<b>FRANCHISE FEES</b>							
GARBAGE FRANCHISE FEE	250-404-03	40,264	47,562	41,622	47,000	0	0
TOTAL FRANCHISE FEES		40,264	47,562	41,622	47,000	0	0
<b>MISCELLANEOUS</b>							
MISC - INTEREST INCOME	250-450-00	539	566	400	600	0	0
TRANSFER FROM FUND 260	250-487-02	10,000	0	0	0	0	0
TOTAL MISCELLANEOUS		10,539	566	400	600	0	0
TOTAL REVENUES AND OTHER RESOURCES		50,803	48,128	42,022	47,600	0	0
<b>FUND BALANCE</b>							
BEGINNING BALANCE	250-400-00	0	25,725	20,578	4,531	0	0
TOTAL FUND BALANCE		0	25,725	20,578	4,531	0	0
<b>GRAND TOTAL COMM BEAUTIFICATION FUND (250)</b>		<b>50,803</b>	<b>73,853</b>	<b>62,600</b>	<b>52,131</b>	<b>0</b>	<b>0</b>



# City of Bandon 2021-2022 Annual Budget

## FUNDS BY TYPE: SPECIAL REVENUE FUNDS

EXPENDITURE DETAIL		2018-2019	2019-2020	2020-2021	2021-2022	2021-2022	2021-2022
COMM BEAUTIFICATION FUND (250)		ACTUAL	ACTUAL	BUDGET	PROPOSED	APPROVED	ADOPTED
EXPENDITURES	ACCOUNT NO						
<b>MATERIALS AND SERVICES:</b>							
BENCHES AND TRASH CANS	250-50-674	(926)	0	0	0	0	0
FIRE HYDRANT PAINTING	250-50-677	373	0	0	0	0	0
CONTRACTUAL SERVICES	250-50-678	37,110	42,100	45,000	45,000	0	0
TREE TRIMMING/MITIGATION	250-50-699	10,750	4,172	5,000	5,000	0	0
TOTAL MATERIALS AND SERVICES		47,307	46,272	50,000	50,000	0	0
<b>CONTINGENCIES AND RESERVES:</b>							
TRANSFER OUT	250-50-955	0	12,928	0	0	0	0
TRANSFER TO GEN FUND 100	250-50-956	0	0	12,600	0	0	0
CONTINGENCY	250-50-980	0	0	0	2,131	0	0
TOTAL CONTINGENCIES AND RESERVES		0	12,928	12,600	2,131	0	0
TOTAL EXPENDITURES		47,307	59,200	62,600	52,131	0	0
<b>FUND BALANCE</b>							
ENDING FUND BALANCE	250-50-999	3,496	14,652	0	0	0	0
TOTAL FUND BALANCE		3,496	14,652	0	0	0	0
<b>GRAND TOTAL COMM BEAUTIFICATION FUND (250)</b>		<b>50,803</b>	<b>73,852</b>	<b>62,600</b>	<b>52,131</b>	<b>0</b>	<b>0</b>

# City of Bandon 2021-2022 Annual Budget

## FUNDS BY TYPE: SPECIAL REVENUE FUNDS

REVENUES AND OTHER RESOURCES		2018-2019	2019-2020	2020-2021	2021-2022	2021-2022	2021-2022
DETAIL		ACTUAL	ACTUAL	BUDGET	PROPOSED	APPROVED	ADOPTED
STATE REV SHARING FUND (260)	ACCOUNT NO						
<b>INTERGOVERNMENTAL</b>							
RECEIPTS FROM STATE	260-422-09	29,889	50,350	41,000	43,000	0	0
TOTAL INTERGOVERNMENTAL		29,889	50,350	41,000	43,000	0	0
<b>MISCELLANEOUS</b>							
INTEREST INCOME	260-450-00	991	666	850	650	0	0
TOTAL MISCELLANEOUS		991	666	850	650	0	0
TOTAL REVENUES AND OTHER RESOURCES		30,880	51,016	41,850	43,650	0	0
<b>FUND BALANCE</b>							
BEGINNING FUND BALANCE	260-400-00	63,002	42,796	26,386	20,445	0	0
TOTAL FUND BALANCE		63,002	42,796	26,386	20,445	0	0
GRAND TOTAL STATE REV SHARING FUND (260)		93,882	93,812	68,236	64,095	0	0

# City of Bandon 2021-2022 Annual Budget

## FUNDS BY TYPE: SPECIAL REVENUE FUNDS

EXPENDITURE DETAIL		2018-2019	2019-2020	2020-2021	2021-2022	2021-2022	2021-2022
STATE REV SHARING FUND (260)		ACTUAL	ACTUAL	BUDGET	PROPOSED	APPROVED	ADOPTED
EXPENDITURES	ACCOUNT NO						
<b>MATERIALS AND SERVICES:</b>							
PAYMENT TO OTHER ORG	260-50-730	38,500	38,700	20,000	25,000	0	0
OTHER	260-50-749	2,586	9,352	28,236	39,095	0	0
TOTAL MATERIALS AND SERVICES		41,086	48,052	48,236	64,095	0	0
<b>CONTINGENCIES AND RESERVES:</b>							
TRANSFER TO OTHER FUND 940	260-50-960	10,000	20,348	0	0	0	0
TRANSFER TO OTHER FUND 100	260-50-961	0	0	20,000	0	0	0
TOTAL CONTINGENCIES AND RESERVES		10,000	20,348	20,000	0	0	0
TOTAL EXPENDITURES		51,086	68,400	68,236	64,095	0	0
<b>FUND BALANCE</b>							
ENDING FUND BALANCE	260-50-999	42,796	25,412	0	0	0	0
TOTAL FUND BALANCE		42,796	25,412	0	0	0	0
<b>GRAND TOTAL STATE REV SHARING FUND (260)</b>		<b>93,882</b>	<b>93,812</b>	<b>68,236</b>	<b>64,095</b>	<b>0</b>	<b>0</b>

# City of Bandon 2021-2022 Annual Budget

## FUNDS BY TYPE: SPECIAL REVENUE FUNDS

REVENUES AND OTHER RESOURCES		2018-2019	2019-2020	2020-2021	2021-2022	2021-2022	2021-2022
DETAIL		ACTUAL	ACTUAL	BUDGET	PROPOSED	APPROVED	ADOPTED
BLOCK GRANT FUND (410)	ACCOUNT NO						
<b>MISCELLANEOUS</b>							
INTEREST INCOME	410-450-00	7,635	6,501	2,000	2,000	0	0
LOAN REPAYMENTS -PRINCIPAL	410-455-00	0	8,633	0	2,749	0	0
SMALL BUSINESS LOAN PRINCIPAL	410-455-04	4,524	0	0	0	0	0
SMALL BUSINESS LOAN INTEREST	410-456-00	1,337	2,152	0	851	0	0
	TOTAL MISCELLANEOUS	13,496	17,286	2,000	5,600	0	0
	TOTAL REVENUES AND OTHER RESOURCES	13,496	17,286	2,000	5,600	0	0
<b>FUND BALANCE</b>							
BEGINNING FUND BALANCE	410-400-00	389,599	384,664	127,592	56,870	0	0
	TOTAL FUND BALANCE	389,599	384,664	127,592	56,870	0	0
	<b>GRAND TOTAL BLOCK GRANT FUND (410)</b>	<b>403,095</b>	<b>401,950</b>	<b>129,592</b>	<b>62,470</b>	<b>0</b>	<b>0</b>

# City of Bandon 2021-2022 Annual Budget

## FUNDS BY TYPE: SPECIAL REVENUE FUNDS

EXPENDITURE DETAIL		2018-2019	2019-2020	2020-2021	2021-2022	2021-2022	2021-2022
BLOCK GRANT FUND (410)		ACTUAL	ACTUAL	BUDGET	PROPOSED	APPROVED	ADOPTED
EXPENDITURES	ACCOUNT NO						
<b>MATERIALS AND SERVICES:</b>							
OTHER	410-50-749	0	21,131	0	0	0	0
TOTAL MATERIALS AND SERVICES		0	21,131	0	0	0	0
<b>CAPITAL OUTLAY:</b>							
CAPITAL IMPROVEMENTS	410-50-775	13,186	1,773	69,592	0	0	0
FACADE/SIGN LOAN/GRANT	410-50-797	5,025	0	0	20,000	0	0
LOANS TO SMALL BUS/FACADE LOAN	410-50-798	0	0	60,000	42,470	0	0
CIP - TROLLEY PROGRAM	410-50-800	219	14,303	0	0	0	0
TOTAL CAPITAL OUTLAY		18,430	16,076	129,592	62,470	0	0
<b>CONTINGENCIES AND RESERVES:</b>							
TRANSFER TO FUND 940	410-50-990	0	109,230	0	0	0	0
TRANSFER TO FUND 950	410-50-991	0	112,301	0	0	0	0
TOTAL CONTINGENCIES AND RESERVES		0	221,531	0	0	0	0
TOTAL EXPENDITURES		18,430	258,738	129,592	62,470	0	0
<b>FUND BALANCE</b>							
ENDING FUND BALANCE	410-50-999	384,664	143,212	0	0	0	0
TOTAL FUND BALANCE		384,664	143,212	0	0	0	0
<b>GRAND TOTAL BLOCK GRANT FUND (410)</b>		<b>403,094</b>	<b>401,950</b>	<b>129,592</b>	<b>62,470</b>	<b>0</b>	<b>0</b>

# City of Bandon 2021-2022 Annual Budget

## FUNDS BY TYPE: ENTERPRISE FUNDS

REVENUES AND OTHER RESOURCES		2018-2019	2019-2020	2020-2021	2021-2022	2021-2022	2021-2022
DETAIL		ACTUAL	ACTUAL	BUDGET	PROPOSED	APPROVED	ADOPTED
ELECTRIC FUND (910)	ACCOUNT NO						
<b>OTHER TAXES</b>							
UTILITY SALES	910-440-00	5,743,103	5,851,483	5,972,517	6,250,000	0	0
LOW INCOME ASSISTANCE	910-440-03	11,630	11,475	10,000	11,300	0	0
BPA CONSERVATION	910-440-04	42,826	17,770	40,000	27,300	0	0
TOTAL OTHER TAXES		5,797,559	5,880,728	6,022,517	6,288,600	0	0
<b>REIMBURSEMENTS</b>							
REIMBURSE- SUBDIVISION DEV.	910-470-07	0	0	500	1,000	0	0
ENGINEERING REIMB	910-471-01	0	0	500	1,000	0	0
TOTAL REIMBURSEMENTS		0	0	1,000	2,000	0	0
<b>MISCELLANEOUS</b>							
EXTENSION FEES	910-442-01	87,862	116,908	85,000	150,000	0	0
ACCOUNT OPENING FEES	910-444-01	11,550	10,900	12,000	12,500	0	0
RECONNECTION FEE	910-444-02	220	160	250	250	0	0
RETURN CHECK FEES	910-444-03	255	210	250	250	0	0
COLLECTION FEES	910-444-04	18,830	18,020	20,000	22,000	0	0
INTEREST CHARGED	910-444-05	8,721	10,343	8,000	10,500	0	0
SALE OF ASSETS	910-445-00	0	240,634	0	0	0	0
POLE CONTACTS - TELEPHONE	910-448-01	0	42,783	20,000	22,000	0	0
POLE CONTACTS - CABLE TV	910-448-02	0	17,102	15,000	18,000	0	0
POLE CONTACTS - LSN	910-448-03	0	0	4,000	2,500	0	0
INTEREST	910-450-00	37,774	30,966	32,000	32,000	0	0
CONSERVATION- LOAN INTEREST	910-456-00	0	0	200	0	0	0
VOL LOW INC ROUNDUP DON	910-478-02	736	695	1,000	750	0	0
OTHER	910-489-00	5,330	3,253	7,500	7,500	0	0
TOTAL MISCELLANEOUS		171,278	491,974	205,200	278,250	0	0
TOTAL REVENUES AND OTHER RESOURCES		5,968,837	6,372,702	6,228,717	6,568,850	0	0
<b>FUND BALANCE</b>							
BEGINNING FUND BALANCE	910-400-00	1,226,493	1,817,300	1,577,811	1,764,109	0	0
TOTAL FUND BALANCE		1,226,493	1,817,300	1,577,811	1,764,109	0	0
<b>GRAND TOTAL ELECTRIC FUND (910)</b>		<b>7,195,330</b>	<b>8,190,002</b>	<b>7,806,528</b>	<b>8,332,959</b>	<b>0</b>	<b>0</b>

# City of Bandon 2021-2022 Annual Budget

## FUNDS BY TYPE: ENTERPRISE FUNDS

EXPENDITURE DETAIL		2018-2019	2019-2020	2020-2021	2021-2022	2021-2022	2021-2022
ELECTRIC FUND (910)		ACTUAL	ACTUAL	BUDGET	PROPOSED	APPROVED	ADOPTED
ADMINISTRATION DEPARTMENT	ACCOUNT NO						
<b>PERSONNEL SERVICES:</b>							
REGULAR EMPLOY SALARIES AND WAGES	910-55-505	128,689	105,309	76,700	86,025	0	0
OVERTIME PAY	910-55-520	708	95	0	0	0	0
SOCIAL SECURITY	910-55-550	8,001	8,154	5,868	6,581	0	0
RETIREMENT	910-55-551	15,833	15,990	18,584	20,844	0	0
HEALTH AND LIFE INSURANCE	910-55-552	27,518	22,695	16,702	18,763	0	0
UNEMPLOYMENT	910-55-553	108	105	77	87	0	0
W/C INSURANCE	910-55-555	598	363	368	413	0	0
TOTAL PERSONNEL SERVICES		181,455	152,711	118,299	132,713	0	0
<b>MATERIALS AND SERVICES:</b>							
CONSULTING SERVICES	910-55-660	0	6,626	0	0	0	0
ADMINISTRATIVE SERVICES	910-55-664	172,293	176,866	179,176	187,500	0	0
COUNCIL SERVICES	910-55-665	17,229	17,687	17,918	18,750	0	0
PLANNING SERVICES	910-55-666	0	0	74,433	93,482	0	0
INSURANCE	910-55-681	20,283	26,988	34,500	37,088	0	0
ADVERTISING	910-55-743	333	0	0	0	0	0
TOTAL MATERIALS AND SERVICES		210,138	228,167	306,027	336,820	0	0
TOTAL ADMINISTRATION DEPARTMENT		391,593	380,878	424,326	469,533	0	0

# City of Bandon 2021-2022 Annual Budget

## FUNDS BY TYPE: ENTERPRISE FUNDS

EXPENDITURE DETAIL		2018-2019	2019-2020	2020-2021	2021-2022	2021-2022	2021-2022
ELECTRIC FUND (910)							
ACCOUNTING AND BILLING DEPT							
	ACCOUNT NO	ACTUAL	ACTUAL	BUDGET	PROPOSED	APPROVED	ADOPTED
<b>PERSONNEL SERVICES:</b>							
REGULAR EMPLOY SALARIES AND WAGES	910-57-505	143,744	135,809	141,132	184,897	0	0
SOCIAL SECURITY	910-57-550	10,320	10,039	10,797	14,145	0	0
RETIREMENT	910-57-551	27,353	29,273	36,983	47,766	0	0
HEALTH AND LIFE INSURANCE	910-57-552	60,963	53,970	58,659	69,086	0	0
UNEMPLOYMENT	910-57-553	144	136	141	185	0	0
W/C INSURANCE	910-57-555	463	367	677	888	0	0
TOTAL PERSONNEL SERVICES		242,987	229,594	248,389	316,967	0	0
<b>MATERIALS AND SERVICES:</b>							
ACCOUNTING SERVICES	910-57-663	86,147	88,433	89,588	93,750	0	0
BAD DEBTS	910-57-733	9,052	(20,647)	10,000	0	0	0
OTHER	910-57-749	0	5,733	0	0	0	0
TOTAL MATERIALS AND SERVICES		95,199	73,519	99,588	93,750	0	0
TOTAL ACCOUNTING AND BILLING DEPT		338,186	303,113	347,977	410,717	0	0



# City of Bandon 2021-2022 Annual Budget

## FUNDS BY TYPE: ENTERPRISE FUNDS

EXPENDITURE DETAIL		2018-2019	2019-2020	2020-2021	2021-2022	2021-2022	2021-2022
ELECTRIC FUND (910)		ACTUAL	ACTUAL	BUDGET	PROPOSED	APPROVED	ADOPTED
WHOLESALE ELECTRIC PURCHASE	ACCOUNT NO						
<b>MATERIALS AND SERVICES:</b>							
CONTRACTUAL SERVICES	910-80-661	2,722,586	3,029,267	3,100,000	3,200,000	0	0
TOTAL MATERIALS AND SERVICES		2,722,586	3,029,267	3,100,000	3,200,000	0	0
TOTAL SOURCE OF SUPPLY DEPARTMENT		2,722,586	3,029,267	3,100,000	3,200,000	0	0

# City of Bandon 2021-2022 Annual Budget

## FUNDS BY TYPE: ENTERPRISE FUNDS

EXPENDITURE DETAIL		2018-2019	2019-2020	2020-2021	2021-2022	2021-2022	2021-2022
ELECTRIC FUND (910)		ACTUAL	ACTUAL	BUDGET	PROPOSED	APPROVED	ADOPTED
CONSERVATION DEPARTMENT	ACCOUNT NO						
<b>PERSONNEL SERVICES:</b>							
REGULAR EMPLOY SALARIES AND WAGES	910-82-505	12,573	12,729	10,630	11,710	0	0
OVERTIME PAY	910-82-520	0	478	0	0	0	0
SOCIAL SECURITY	910-82-550	936	1,008	813	896	0	0
RETIREMENT	910-82-551	2,788	2,487	2,576	2,838	0	0
HEALTH AND LIFE INSURANCE	910-82-552	2,222	2,401	2,483	2,528	0	0
UNEMPLOYMENT	910-82-553	13	13	11	12	0	0
WC INSURANCE	910-82-555	46	39	510	410	0	0
TOTAL PERSONNEL SERVICES		18,578	19,155	17,023	18,394	0	0
<b>MATERIALS AND SERVICES:</b>							
CONSERVATION PAYMENTS	910-82-657	27,441	14,214	40,000	50,000	0	0
CONSULTING SERVICES	910-82-660	13,305	18,392	20,000	20,000	0	0
TOTAL MATERIALS AND SERVICES		40,746	32,606	60,000	70,000	0	0
TOTAL CONSERVATION DEPARTMENT		59,324	51,761	77,023	88,394	0	0

# City of Bandon 2021-2022 Annual Budget

## FUNDS BY TYPE: ENTERPRISE FUNDS

EXPENDITURE DETAIL		2018-2019	2019-2020	2020-2021	2021-2022	2021-2022	2021-2022
ELECTRIC FUND (910)	ACCOUNT NO	ACTUAL	ACTUAL	BUDGET	PROPOSED	APPROVED	ADOPTED
DISTRIBUTION DEPT							
<b>PERSONNEL SERVICES:</b>							
REGULAR EMPLOY SALARIES AND WAGES	910-84-505	499,797	575,239	604,336	604,438	0	0
OVERTIME PAY	910-84-520	38,683	31,744	46,000	40,000	0	0
VACATION REIMB.	910-84-528	2,606	0	0	0	0	0
SOCIAL SECURITY	910-84-550	40,405	45,073	46,232	46,240	0	0
RETIREMENT	910-84-551	123,466	168,657	167,071	168,129	0	0
HEALTH AND LIFE INSURANCE	910-84-552	119,034	135,608	141,022	136,213	0	0
UNEMPLOYMENT	910-84-553	541	604	604	605	0	0
W/C INSURANCE	910-84-555	18,305	22,202	20,831	21,156	0	0
TOTAL PERSONNEL SERVICES		842,837	979,127	1,026,096	1,016,781	0	0
<b>MATERIALS AND SERVICES:</b>							
VEHICLE FUEL AND OIL	910-84-600	12,732	8,993	20,000	25,000	0	0
VEHICLE MAINTENANCE	910-84-604	18,114	12,696	36,000	50,000	0	0
OFFICE SUPPLIES	910-84-620	2,877	117	7,500	7,500	0	0
UTILITIES	910-84-631	7,100	6,771	9,500	9,500	0	0
TELEPHONE	910-84-632	4,403	5,284	7,500	6,000	0	0
SUBSTATION MAINTENANCE	910-84-635	0	0	100,000	100,000	0	0
BUILDING MAINTENANCE	910-84-636	2,195	2,182	12,500	12,500	0	0
SMALL TOOLS AND EQUIPMENT	910-84-640	3,620	2,389	15,000	15,000	0	0
MISC. EQUIPM. AND FIXTURES	910-84-641	4,945	708	15,000	15,000	0	0
SAFETY EQUIPMENT	910-84-642	9,517	7,085	20,000	20,000	0	0
TRAINING AND TRAVEL	910-84-650	5,444	16,399	20,000	35,000	0	0
MEMBERSHIPS	910-84-655	17,298	27,396	15,000	20,000	0	0
LOW INCOME ENERGY ASST	910-84-658	13,857	7,508	20,000	20,000	0	0
CONTRACTUAL SERVICES	910-84-661	19,439	32,926	50,000	50,000	0	0
CONSULTING SERVICES	910-84-662	4,124	29,526	20,000	35,000	0	0
TREE REPLACEMENT	910-84-697	0	0	4,000	4,000	0	0
GRAVEL	910-84-710	3,411	632	15,000	15,000	0	0
METER BASE REPLACEMENT	910-84-713	0	903	10,000	10,000	0	0
CIP - POLE INSP. AND TREATMENT	910-84-718	53,918	81,464	90,000	150,000	0	0
SYSTEM OPERATIONS EXP	910-84-720	194,090	126,068	250,000	300,000	0	0
EQUIPMENT RENTAL	910-84-724	365	254	5,000	5,000	0	0
PERMITS	910-84-745	12	11	3,000	3,000	0	0
COST OF SERVICE STUDY	910-84-746	0	96	0	0	0	0
TOTAL MATERIALS AND SERVICES		377,461	369,408	745,000	907,500	0	0

# City of Bandon 2021-2022 Annual Budget

## FUNDS BY TYPE: ENTERPRISE FUNDS

<b>CAPITAL OUTLAY:</b>							
CIP- ANNUAL STORM DAMAGE REPL	910-84-756	0	0	30,000	50,000	0	0
CIP - SHOP FURN/FIX AND EQUIP	910-84-761	712	0	0	0	0	0
CIP- SHOP SITE PREPARATION	910-84-762	70,769	49,640	50,000	25,000	0	0
CIP - MISC EQUIPMENT AND FIXTURE	910-84-767	0	12,554	80,000	80,000	0	0
CIP - MAPPING SOFTWARE UPGRADE	910-84-769	3,145	0	15,000	15,000	0	0
CIP - ANNUAL - METERS	910-84-770	28,266	0	30,000	30,000	0	0
CIP- ANNUAL- TRANSFORMERS, NEW	910-84-771	70,064	60,264	100,000	100,000	0	0
CIP - MISC SYSTEM REPLACEMENT	910-84-772	0	17,340	100,000	75,000	0	0
CIP- GANG OPERATED SWITCHES	910-84-773	0	0	10,000	15,000	0	0
CIP - SYS COORDINATION STUDY	910-84-774	0	0	0	150,000	0	0
CIP- UNDERGROUNDING PROJECTS	910-84-779	83,546	44,109	170,000	200,000	0	0
CIP - POLE REPLACEMENT	910-84-780	17,455	0	50,000	10,000	0	0
CIP - STREET LIGHTING GENERAL	910-84-784	0	0	20,000	40,000	0	0
SERVICE TRUCK	910-84-786	0	257,666	0	0	0	0
MATERIAL TRUCK	910-84-787	0	0	80,000	120,000	0	0
TOTAL CAPITAL OUTLAY		273,957	441,573	735,000	910,000	0	0
TOTAL DISTRIBUTION DEPT		1,494,255	1,790,108	2,506,096	2,834,281	0	0

# City of Bandon 2021-2022 Annual Budget

## FUNDS BY TYPE: ENTERPRISE FUNDS

EXPENDITURE DETAIL		2018-2019	2019-2020	2020-2021	2021-2022	2021-2022	2021-2022
ELECTRIC FUND (910)	ACCOUNT NO	ACTUAL	ACTUAL	BUDGET	PROPOSED	APPROVED	ADOPTED
NON-DEPARTMENTAL							
<b>MATERIALS AND SERVICES:</b>							
IN LIEU OF FRANCHISE FEE (TO #100-GEN)	910-90-731	344,586	353,733	358,351	375,000	0	0
TOTAL MATERIALS AND SERVICES		344,586	353,733	358,351	375,000	0	0
<b>CONTINGENCIES AND RESERVES:</b>							
TRANS TO FUND #100 (GEN)SUM	910-90-951	27,500	30,000	30,000	20,464	0	0
CONTINGENCY	910-90-980	0	0	500,000	123,320	0	0
RESERVE	910-90-981	0	0	462,756	811,250	0	0
TOTAL CONTINGENCIES AND RESERVES		27,500	30,000	992,756	955,034	0	0
TOTAL NON-DEPARTMENTAL		372,086	383,733	1,351,107	1,330,034	0	0
<b>FUND BALANCE</b>							
ENDING FUND BALANCE	910-90-999	1,817,300	2,251,114	0	0	0	0
TOTAL FUND BALANCE		1,817,300	2,251,114	0	0	0	0
<b>GRAND TOTAL ELECTRIC FUND (910)</b>		<b>7,195,330</b>	<b>8,189,974</b>	<b>7,806,529</b>	<b>8,332,959</b>	<b>0</b>	<b>0</b>

# City of Bandon 2021-2022 Annual Budget

## FUNDS BY TYPE: ENTERPRISE FUNDS

REVENUES AND OTHER RESOURCES		2018-2019	2019-2020	2020-2021	2021-2022	2021-2022	2021-2022
DETAIL	ACCOUNT NO	ACTUAL	ACTUAL	BUDGET	PROPOSED	APPROVED	ADOPTED
<b>WATER FUND (940)</b>							
<b>OTHER TAXES</b>							
UTILITY SALES	940-440-00	607,417	805,321	806,000	988,000	0	0
WATER RATE INCREASE	940-440-01	0	0	218,459	0	0	0
LOW INCOME ASSISTANCE-WATER	940-440-03	4	96	100	100	0	0
	TOTAL OTHER TAXES	607,421	805,417	1,024,559	988,100	0	0
<b>REIMBURSEMENTS</b>							
BACK-FLOW TEST FEE	940-470-07	5,982	6,313	6,000	6,500	0	0
	TOTAL REIMBURSEMENTS	5,982	6,313	6,000	6,500	0	0
<b>MISCELLANEOUS</b>							
WATER ACCOUNT OPENING FEE	940-441-01	725	375	600	600	0	0
EXTENSION FEES	940-442-01	19,346	26,099	16,000	16,000	0	0
PROPERTY RENTAL	940-447-01	18,676	20,792	17,000	17,000	0	0
INTEREST INCOME	940-450-00	27	26	500	500	0	0
2006 AIRPORT W/S ASSESS INT	940-456-00	34,523	15,213	17,000	13,812	0	0
2006 AIRPORT W/S ASSESS PRIN	940-458-00	0	0	0	20,711	0	0
OTHER	940-489-00	141	0	1,000	1,000	0	0
	TOTAL MISCELLANEOUS	73,438	62,505	52,100	69,623	0	0
<b>TRANS FROM OTHER FUNDS</b>							
TRANSFER FROM GENERAL FUND	940-490-01	106,761	20,000	0	0	0	0
TRANSFER FROM FUND 941	940-490-09	304,229	0	0	0	0	0
TRANSFER FROM FUND 250	940-490-11	228,868	12,928	0	0	0	0
TRANSFER FROM FUND 260	940-490-12	0	20,348	0	0	0	0
TRANSFER FROM FUND 410	940-490-13	0	109,230	0	0	0	0
	TOTAL TRANS FROM OTHER FUNDS	639,858	162,506	0	0	0	0
TOTAL REVENUES AND OTHER RESOURCES		1,326,699	1,036,741	1,082,659	1,064,223	0	0
<b>FUND BALANCE</b>							
BEGINNING FUND BALANCE	940-400-00	(129,911)	(18,289)	0	351,986	0	0
PRIOR PERIOD ADJUSTMENT	940-400-01	0	322,522	0	0	0	0
	TOTAL FUND BALANCE	(129,911)	304,233	0	351,986	0	0
<b>GRAND TOTAL WATER FUND (940)</b>		<b>1,196,788</b>	<b>1,340,974</b>	<b>1,082,659</b>	<b>1,416,209</b>	<b>0</b>	<b>0</b>

# City of Bandon 2021-2022 Annual Budget

## FUNDS BY TYPE: ENTERPRISE FUNDS

EXPENDITURE DETAIL		2018-2019	2019-2020	2020-2021	2021-2022	2021-2022	2021-2022
WATER FUND (940)							
ADMINISTRATION DEPARTMENT							
	ACCOUNT NO	ACTUAL	ACTUAL	BUDGET	PROPOSED	APPROVED	ADOPTED
<b>PERSONNEL SERVICES:</b>							
REGULAR EMPLOY SALARIES AND WAGES	940-55-505	24,630	23,563	5,900	6,618	0	0
OVERTIME PAY	940-55-520	405	41	0	200	0	0
SOCIAL SECURITY	940-55-550	1,870	2,233	451	507	0	0
RETIREMENT	940-55-551	2,944	2,493	610	1,604	0	0
HEALTH AND LIFE INSURANCE	940-55-552	7,241	4,977	1,426	1,444	0	0
UNEMPLOYMENT	940-55-553	25	24	3	7	0	0
W/C INSURANCE	940-55-555	148	80	12	32	0	0
TOTAL PERSONNEL SERVICES		37,263	33,411	8,402	10,412	0	0
<b>MATERIALS AND SERVICES:</b>							
OFFICE SUPPLIES	940-55-620	472	0	0	0	0	0
MEMBERSHIPS	940-55-655	210	220	500	250	0	0
ADMINISTRATIVE SERVICES	940-55-664	24,729	23,737	30,734	29,640	0	0
COUNCIL SERVICES	940-55-665	2,473	2,374	3,073	2,964	0	0
PLANNING SERVICES	940-55-666	0	0	30,678	40,064	0	0
INSURANCE	940-55-681	7,156	7,233	8,318	8,942	0	0
ADVERTISING	940-55-743	0	0	500	0	0	0
OTHER	940-55-749	0	439	0	0	0	0
TOTAL MATERIALS AND SERVICES		35,040	34,003	73,803	81,860	0	0
TOTAL ADMINISTRATION DEPARTMENT		72,303	67,414	82,205	92,272	0	0

# City of Bandon 2021-2022 Annual Budget

## FUNDS BY TYPE: ENTERPRISE FUNDS

EXPENDITURE DETAIL		2018-2019	2019-2020	2020-2021	2021-2022	2021-2022	2021-2022
WATER FUND (940)		ACTUAL	ACTUAL	BUDGET	PROPOSED	APPROVED	ADOPTED
ACCOUNTING AND BILLING DEPT	ACCOUNT NO						
<b>PERSONNEL SERVICES:</b>							
REGULAR EMPLOY SALARIES AND WAGES	940-57-505	9,583	9,054	9,409	12,327	0	0
SOCIAL SECURITY	940-57-550	688	669	720	943	0	0
RETIREMENT	940-57-551	1,824	1,952	2,466	3,185	0	0
HEALTH AND LIFE INSURANCE	940-57-552	4,064	3,598	3,911	4,653	0	0
UNEMPLOYMENT	940-57-553	10	9	9	13	0	0
W/C INSURANCE	940-57-555	31	24	45	60	0	0
TOTAL PERSONNEL SERVICES		16,200	15,306	16,560	21,181	0	0
<b>MATERIALS AND SERVICES:</b>							
ACCOUNTING SERVICES	940-57-663	12,364	11,869	15,367	0	0	0
BAD DEBTS	940-57-733	919	(976)	1,300	1,300	0	0
TOTAL MATERIALS AND SERVICES		13,283	10,893	16,667	1,300	0	0
TOTAL ACCOUNTING AND BILLING DEPT		29,483	26,199	33,227	22,481	0	0



# City of Bandon 2021-2022 Annual Budget

## FUNDS BY TYPE: ENTERPRISE FUNDS

EXPENDITURE DETAIL		2018-2019	2019-2020	2020-2021	2021-2022	2021-2022	2021-2022
WATER FUND (940)	ACCOUNT NO	ACTUAL	ACTUAL	BUDGET	PROPOSED	APPROVED	ADOPTED
DISTRIBUTION/COLLECTION DEPT							
<b>PERSONNEL SERVICES:</b>							
REGULAR EMPLOYEES	940-84-505	79,476	81,103	70,733	88,123	0	0
OVERTIME PAY	940-84-520	1,725	653	0	600	0	0
VACATION REIMB.	940-84-528	0	1,018	0	0	0	0
SOCIAL SECURITY	940-84-550	5,930	6,193	813	6,742	0	0
RETIREMENT	940-84-551	17,422	20,329	20,021	24,369	0	0
HEALTH AND LIFE INSURANCE	940-84-552	24,137	23,087	21,796	27,732	0	0
UNEMPLOYMENT	940-84-553	81	82	72	77	0	0
W/C INSURANCE	940-84-555	3,320	5,128	3,500	3,508	0	0
TOTAL PERSONNEL SERVICES		132,091	137,593	116,935	151,151	0	0
<b>MATERIALS AND SERVICES:</b>							
VEHICLE FUEL AND OIL	940-84-600	1,538	291	2,500	3,000	0	0
VEHICLE MAINTENANCE (EXT)	940-84-604	323	770	1,500	1,500	0	0
RADIO MAINTENANCE	940-84-614	138	0	0	0	0	0
MAPPING SOFTWARE	940-84-620	0	0	600	600	0	0
BUILDING REPAIR	940-84-634	0	0	500	500	0	0
SMALL TOOLS AND EQUIPMENT	940-84-640	2,996	1,330	2,000	2,000	0	0
SAFETY EQUIPMENT	940-84-642	31	916	1,000	1,000	0	0
TRAINING AND TRAVEL	940-84-650	1,177	230	2,000	2,000	0	0
LOW INCOME ASSIST-WATER	940-84-658	476	250	500	500	0	0
CONSULTING SERVICES	940-84-660	331	0	1,500	1,500	0	0
CONTRACT SVS MAPPING SOFTWARE	940-84-661	3,145	3,145	2,000	2,000	0	0
BACK-FLOW TESTING	940-84-670	7,740	7,105	8,000	9,000	0	0
LINE/EQUIPMENT REPAIR	940-84-702	17,674	12,775	18,000	20,000	0	0
OTHER	940-84-749	1,811	3,866	2,000	2,000	0	0
TOTAL MATERIALS AND SERVICES		37,380	30,678	42,100	45,600	0	0
<b>CAPITAL OUTLAY:</b>							
CIP - SERVICE LINE	940-84-758	69,088	0	10,000	20,000	0	0
CIP - FIRE HYDRANT REPLACEMENT	940-84-767	95	0	0	0	0	0
CIP- METERS	940-84-770	44,073	20,127	10,000	50,000	0	0
TOTAL CAPITAL OUTLAY		113,256	20,127	20,000	70,000	0	0
TOTAL DISTRIBUTION/COLLECTION DEPT		282,727	188,398	179,035	266,751	0	0

# City of Bandon 2021-2022 Annual Budget

## FUNDS BY TYPE: ENTERPRISE FUNDS

EXPENDITURE DETAIL		2018-2019	2019-2020	2020-2021	2021-2022	2021-2022	2021-2022
WATER FUND (940)		ACTUAL	ACTUAL	BUDGET	PROPOSED	APPROVED	ADOPTED
PLANT OPERATIONS DEPARTMENT	ACCOUNT NO						
<b>PERSONNEL SERVICES:</b>							
REGULAR EMPLOYEES	940-86-505	92,789	79,680	119,770	117,945	0	0
OVERTIME PAY	940-86-520	8,726	10,615	0	10,500	0	0
VACATION REIMB.	940-86-528	95	3,038	0	0	0	0
SOCIAL SECURITY	940-86-550	7,124	6,500	9,162	9,023	0	0
RETIREMENT	940-86-551	21,813	22,849	33,076	32,909	0	0
HEALTH AND LIFE INSURANCE	940-86-552	22,608	20,198	42,153	35,463	0	0
UNEMPLOYMENT	940-86-553	96	86	120	84	0	0
W/C INSURANCE	940-86-555	4,678	6,445	4,184	5,891	0	0
TOTAL PERSONNEL SERVICES		157,929	149,411	208,465	211,815	0	0
<b>MATERIALS AND SERVICES:</b>							
VEHICLE FUEL AND OIL	940-86-600	946	1,284	1,500	2,000	0	0
VEHICLE MAINTENANCE (EXT)	940-86-604	214	94	500	1,000	0	0
OFFICE SUPPLIES	940-86-620	376	284	2,000	2,000	0	0
UTILITIES	940-86-631	56,873	53,108	45,000	57,000	0	0
TELEPHONE	940-86-632	2,552	2,457	4,000	4,000	0	0
BUILDING MAINTENANCE	940-86-635	1,355	3,015	6,000	6,000	0	0
TREATMENT PLANT SUPPLIES	940-86-636	47,377	30,494	50,000	55,000	0	0
LABORATORY SUPPLIES	940-86-637	1,415	3,258	3,500	3,500	0	0
SAFETY EQUIPMENT	940-86-642	765	981	1,000	1,000	0	0
TRAINING AND TRAVEL	940-86-650	1,809	630	4,500	4,500	0	0
CONTRACTUAL SERVICES	940-86-661	24,691	30,108	30,000	35,000	0	0
UV MAINTENANCE	940-86-720	3,685	8,660	10,000	10,000	0	0
OTHER EQUIP REPAIR AND MAINT.	940-86-721	26,824	35,970	40,000	45,000	0	0
BACKWASH/POND CLEANING	940-86-722	1,609	0	1,000	1,000	0	0
PERMITS AND FEES	940-86-745	1,913	2,188	4,500	4,500	0	0
TOTAL MATERIALS AND SERVICES		172,404	172,531	203,500	231,500	0	0
TOTAL PLANT OPERATIONS DEPARTMENT		330,333	321,942	411,965	443,315	0	0

# City of Bandon 2021-2022 Annual Budget

## FUNDS BY TYPE: ENTERPRISE FUNDS

EXPENDITURE DETAIL		2018-2019	2019-2020	2020-2021	2021-2022	2021-2022	2021-2022
WATER FUND (940)	ACCOUNT NO	ACTUAL	ACTUAL	BUDGET	PROPOSED	APPROVED	ADOPTED
NON-DEPARTMENTAL							
<b>MATERIALS AND SERVICES:</b>							
IN LIEU OF FRANCHISE FEE (FUND#100GEN)	940-90-731	49,457	47,474	61,468	59,280	0	0
TOTAL MATERIALS AND SERVICES		49,457	47,474	61,468	59,280	0	0
<b>DEBT SERVICE:</b>							
2006 AIRPORT WANDS BONDS INT	940-90-890	14,531	12,589	11,304	9,958	0	0
2006 AIRPORT WANDS BONDS PRIN	940-90-891	25,229	27,170	28,455	29,801	0	0
TOTAL DEBT SERVICE		39,760	39,759	39,759	39,759	0	0
<b>CONTINGENCIES AND RESERVES:</b>							
RESERVE	940-90-964	0	0	0	101,976		
TRANSFER TO FUND 941	940-90-970	410,990	278,135	275,000	279,500		
CONTINGENCY	940-90-980	0	0	0	110,875	0	0
TOTAL CONTINGENCIES AND RESERVES		410,990	278,135	275,000	492,351	0	0
TOTAL NON-DEPARTMENTAL		500,207	365,368	376,227	591,390	0	0
<b>FUND BALANCE</b>							
ENDING FUND BALANCE	940-90-990	(18,266)	371,659	0	0	0	0
TOTAL FUND BALANCE		(18,266)	371,659	0	0	0	0
GRAND TOTAL WATER FUND (940)		1,196,787	1,340,980	1,082,659	1,416,209	0	0

# City of Bandon 2021-2022 Annual Budget

## FUNDS BY TYPE: ENTERPRISE FUNDS

REVENUES AND OTHER RESOURCES		2018-2019	2019-2020	2020-2021	2021-2022	2021-2022	2021-2022
DETAIL		ACTUAL	ACTUAL	BUDGET	PROPOSED	APPROVED	ADOPTED
WATER PLANT IMPROVEMENT FUND							
	ACCOUNT NO						
OTHER TAXES							
UTILITY SALES	941-440-00	216,871	0	0	0	0	0
	TOTAL OTHER TAXES	216,871	0	0	0	0	0
MISCELLANEOUS							
INTEREST INCOME	941-450-00	327	8,130	0	6,000	0	0
	TOTAL MISCELLANEOUS	327	8,130	0	6,000	0	0
TRANS FROM OTHER FUNDS							
TRANSFER FROM FUND 940	941-490-02	410,990	278,135	275,000	279,500	0	0
	TOTAL TRANS FROM OTHER FUNDS	410,990	278,135	275,000	279,500	0	0
	TOTAL REVENUES AND OTHER RESOURCES	628,188	286,265	275,000	285,500	0	0
FUND BALANCE							
BEGINNING FUND BALANCE	941-400-00	0	308,286	534,073	755,656	0	0
	TOTAL FUND BALANCE	0	308,286	534,073	755,656	0	0
	GRAND TOTAL WATER PLANT IMPROVEMENT FUND	628,188	594,551	809,073	1,041,156	0	0

# City of Bandon 2021-2022 Annual Budget

## FUNDS BY TYPE: ENTERPRISE FUNDS

EXPENDITURE DETAIL		2018-2019	2019-2020	2020-2021	2021-2022	2021-2022	2021-2022
WATER PLANT IMPROVEMENT FUND		ACTUAL	ACTUAL	BUDGET	PROPOSED	APPROVED	ADOPTED
DEPARTMENT 84	ACCOUNT NO						
<b>CAPITAL OUTLAY:</b>							
CIP - PICKUP TRUCK	941-84-751	(100)	0	0	0	0	0
CIP - TURBIDITY METERS	941-84-753	0	0	0	0	0	0
CIP - MASTER PLN / FAC IMP PLN	941-84-754	15,773	56,958	10,000	10,000	0	0
CIP - RESERVOIR DEVELOPMENT	941-84-755	0	105	0	0	0	0
CIP - 2MG SEISMIC PROTEC VALVE/TANK REHAB	941-84-756	0	0	250,000	250,000	0	0
CIP - GENERATORS		0	0	0	0	0	0
CIP - ELECTRIC GATE OPENER		0	0	0	0	0	0
MISC CAPITAL PROJECTS	941-84-800	0	0	549,073	581,946	0	0
	TOTAL CAPITAL OUTLAY	15,673	57,063	809,073	841,946	0	0
	TOTAL DEPARTMENT 84	15,673	57,063	809,073	841,946	0	0

# City of Bandon 2021-2022 Annual Budget

## FUNDS BY TYPE: ENTERPRISE FUNDS

EXPENDITURE DETAIL		2018-2019	2019-2020	2020-2021	2021-2022	2021-2022	2021-2022
WATER PLANT IMPROVEMENT FUND		ACTUAL	ACTUAL	BUDGET	PROPOSED	APPROVED	ADOPTED
DEPARTMENT 90	ACCOUNT NO						
CONTINGENCIES AND RESERVES:							
TRANSFER TO FUND 940	941-90-970	304,229	0	0	0	0	0
CONTINGENCY	941-90-980	0	0	0	199,210		
TOTAL CONTINGENCIES AND RESERVES		304,229	0	0	199,210	0	0
TOTAL DEPARTMENT 90		304,229	0	0	199,210	0	0
FUND BALANCE							
ENDING FUND BALANCE	941-90-999	308,286	537,488	0	0	0	0
TOTAL FUND BALANCE		308,286	537,488	0	0	0	0
GRAND TOTAL WATER PLANT IMPROVEMENT FUND		628,188	594,551	809,073	1,041,156	0	0

# City of Bandon 2021-2022 Annual Budget

## FUNDS BY TYPE: ENTERPRISE FUNDS

REVENUE AND OTHER RESOURCES		2018-2019	2019-2020	2020-2021	2021-2022	2021-2022	2021-2022
WATER PLANT RESERVE FUND (942)	ACCOUNT NO	ACTUAL	ACTUAL	BUDGET	PROPOSED	APPROVED	ADOPTED
<b>OTHER TAXES</b>							
2021 GO BD TREAT PLANTS	942-440-00	0	0	0	950,000	0	0
TOTAL OTHER TAXES		0	0	0	950,000	0	0
<b>FUND BALANCE</b>							
BEGINNING FUND BALANCE	942-400-00	0	0	0	0	0	0
TOTAL FUND BALANCE		0	0	0	0	0	0
GRAND TOTAL WATER PLANT RESERVE		0	0	0	950,000	0	0

# City of Bandon 2021-2022 Annual Budget

## FUNDS BY TYPE: ENTERPRISE FUNDS

EXPENDITURE DETAIL	ACCOUNT NO	2018-2019 ACTUAL	2019-2020 ACTUAL	2020-2021 BUDGET	2021-2022 PROPOSED	2021-2022 APPROVED	2021-2022 ADOPTED
WATER PLANT RESERVE FUND (942)							
CAPITAL OUTLAY:							
CIP - CLARIFIER 2	942-84-751	0	0	0	950,000	0	0
TOTAL CAPITAL OUTLAY		0	0	0	950,000	0	0
TOTAL WATER PLANT RESERVE		0	0	0	950,000	0	0



# City of Bandon 2021-2022 Annual Budget

## FUNDS BY TYPE: ENTERPRISE FUNDS

REVENUES AND OTHER RESOURCES		2018-2019	2019-2020	2020-2021	2021-2022	2021-2022	2021-2022
DETAIL		ACTUAL	ACTUAL	BUDGET	PROPOSED	APPROVED	ADOPTED
WATER SDC REIMB FUND (720)	ACCOUNT NO						
<b>MISCELLANEOUS</b>							
SYSTEM DEVELOPMENT FEES - CASH	720-419-00	40,049	27,244	25,000	37,000	0	0
INTEREST INCOME	720-450-00	3,548	3,815	3,800	3,800	0	0
SYSTEM DEV FEES - RECEIVABLE	720-455-00	145	76	0	75	0	0
MISC - ASSESSMENT/LOAN INTERES	720-456-00	66	39	100	40	0	0
	TOTAL MISCELLANEOUS	43,808	31,174	28,900	40,915	0	0
TOTAL REVENUES AND OTHER RESOURCES		43,808	31,174	28,900	40,915	0	0
<b>FUND BALANCE</b>							
BEGINNING FUND BALANCE	720-400-00	127,805	171,613	200,462	259,822	0	0
	TOTAL FUND BALANCE	127,805	171,613	200,462	259,822	0	0
GRAND TOTAL WATER SDC REIMB FUND (720)		171,613	202,787	229,362	300,737	0	0

# City of Bandon 2021-2022 Annual Budget

## FUNDS BY TYPE: ENTERPRISE FUNDS

EXPENDITURE DETAIL		2018-2019	2019-2020	2020-2021	2021-2022	2021-2022	2021-2022
WATER SDC REIMB FUND (720)		ACTUAL	ACTUAL	BUDGET	PROPOSED	APPROVED	ADOPTED
EXPENDITURES	ACCOUNT NO						
<b>MATERIALS AND SERVICES:</b>							
CONTRACTUAL SERVICES	720-50-661	0	0	10,000	10,000	0	0
TOTAL MATERIALS AND SERVICES		0	0	10,000	10,000	0	0
<b>CAPITAL OUTLAY:</b>							
CIP - SDC MANUAL UPDATE	720-50-756	0	0	10,000	10,000	0	0
MISC SYS EXPAN AND UPSIZING RES	720-50-777	0	0	209,362	0	0	0
TOTAL CAPITAL OUTLAY		0	0	219,362	10,000	0	0
<b>CONTINGENCIES AND RESERVES:</b>							
CONTINGENCY	720-50-980	0	0	0	280,737	0	0
TOTAL CONTINGENCIES AND RESERVES		0	0	0	280,737	0	0
TOTAL EXPENDITURES		0	0	229,362	300,737	0	0
<b>FUND BALANCE</b>							
ENDING FUND BALANCE	720-50-999	171,613	202,786	0	0	0	0
TOTAL FUND BALANCE		171,613	202,786	0	0	0	0
<b>GRAND TOTAL WATER SDC REIMB FUND (720)</b>		<b>171,613</b>	<b>202,786</b>	<b>229,362</b>	<b>300,737</b>	<b>0</b>	<b>0</b>

# City of Bandon 2021-2022 Annual Budget

## FUNDS BY TYPE: ENTERPRISE FUNDS

REVENUES AND OTHER RESOURCES		2018-2019	2019-2020	2020-2021	2021-2022	2021-2022	2021-2022
DETAIL		ACTUAL	ACTUAL	BUDGET	PROPOSED	APPROVED	ADOPTED
WATER SYSTEM SDC IMP (721)	ACCOUNT NO						
<b>MISCELLANEOUS</b>							
SYSTEM DEVELOPMENT FEES - CASH	721-419-00	152,403	103,676	115,000	142,000	0	0
INTEREST INCOME	721-450-00	30,881	29,480	29,200	29,500	0	0
SYSTEM DEV FEES - RECEIVABLE	721-455-00	548	294	0	300	0	0
ASSESSMENT/LOAN INTEREST	721-456-00	253	149	300	150	0	0
	TOTAL MISCELLANEOUS	184,085	133,599	144,500	171,950	0	0
	TOTAL REVENUES AND OTHER RESOURCES	184,085	133,599	144,500	171,950	0	0
<b>FUND BALANCE</b>							
BEGINNING FUND BALANCE	721-400-00	1,187,411	1,371,495	1,515,998	1,735,156	0	0
	TOTAL FUND BALANCE	1,187,411	1,371,495	1,515,998	1,735,156	0	0
	GRAND TOTAL WATER SYSTEM SDC IMP (721)	1,371,496	1,505,094	1,660,498	1,907,106	0	0

# City of Bandon 2021-2022 Annual Budget

## FUNDS BY TYPE: ENTERPRISE FUNDS

EXPENDITURE DETAIL		2018-2019	2019-2020	2020-2021	2021-2022	2021-2022	2021-2022
WATER SYSTEM SDC IMP (721)		ACTUAL	ACTUAL	BUDGET	PROPOSED	APPROVED	ADOPTED
EXPENDITURES	ACCOUNT NO						
<b>MATERIALS AND SERVICES:</b>							
CONSULTING SERVICES	721-50-660	0	0	10,000	10,000	0	0
TOTAL MATERIALS AND SERVICES		0	0	10,000	10,000	0	0
<b>CAPITAL OUTLAY:</b>							
CIP - SDC MANUAL UPDATE	721-50-756	0	0	10,000	10,000	0	0
CIP - 1MG TANK REHABILITATION	721-50-757	0	0	250,000	250,000	0	0
CIP - 2MG TANK REHABILITATION	721-50-758	0	0	250,000	250,000	0	0
CIP - WATER PLANT EMERG GEN	721-50-759	0	0	500,000	500,000	0	0
CIP - MISC. WATER PROJECTS	721-50-823	0	0	593,498	0	0	0
TOTAL CAPITAL OUTLAY		0	0	1,603,498	1,010,000	0	0
<b>CONTINGENCIES AND RESERVES:</b>							
DEBT SERV. - INTEREST	721-50-980	0	0	22,000	0	0	0
DEBT SERV. - PRINCIPAL	721-50-981	0	0	25,000	0	0	0
TOTAL CONTINGENCIES AND RESERVES		0	0	47,000	0	0	0
<b>CONTINGENCIES AND RESERVES:</b>							
CONTINGENCY	721-50-980	0	0	0	887,106	0	0
TOTAL CONTINGENCIES AND RESERVES		0	0	0	887,106	0	0
TOTAL EXPENDITURES		0	0	1,660,498	1,907,106	0	0
<b>FUND BALANCE</b>							
ENDING FUND BALANCE	721-50-999	1,371,495	1,505,094	0	0	0	0
TOTAL FUND BALANCE		1,371,495	1,505,094	0	0	0	0
GRAND TOTAL WATER SYSTEM SDC IMP (721)		1,371,495	1,505,094	1,660,498	1,907,106	0	0

# City of Bandon 2021-2022 Annual Budget

## FUNDS BY TYPE: ENTERPRISE FUNDS

REVENUES AND OTHER RESOURCES		2018-2019	2019-2020	2020-2021	2021-2022	2021-2022	2021-2022
DETAIL		ACTUAL	ACTUAL	BUDGET	PROPOSED	APPROVED	ADOPTED
SEWER FUND (950)	ACCOUNT NO						
<b>OTHER TAXES</b>							
UTILITY SALES	950-440-00	811,527	772,598	782,000	960,000	0	0
SEWER RATE INCREASE	950-440-01	0	0	169,935	0	0	0
	TOTAL OTHER TAXES	811,527	772,598	951,935	960,000	0	0
<b>MISCELLANEOUS</b>							
INTEREST INCOME	950-450-00	1,208	19	1,200	80	0	0
OTHER	950-489-00	0	480	0	500	0	0
	TOTAL MISCELLANEOUS	1,208	499	1,200	580	0	0
<b>TRANS FROM OTHER FUNDS</b>							
TRANSFER FROM FUND 100	950-490-05	0	4,718	0	0	0	0
TRANSFER FROM FUND 410	950-490-06	0	112,301	0	0	0	0
TRANSFER FROM FUND 510	950-490-07	0	121,917	0	0	0	0
	TOTAL TRANS FROM OTHER FUNDS	0	238,936	0	0	0	0
	TOTAL REVENUES AND OTHER RESOURCES	812,735	1,012,033	953,135	960,580	0	0
<b>FUND BALANCE</b>							
BEGINNING FUND BALANCE	950-400-00	172,704	(93,753)	0	146,559	0	0
	TOTAL FUND BALANCE	172,704	(93,753)	0	146,559	0	0
	GRAND TOTAL SEWER FUND (950)	985,439	918,280	953,135	1,107,139	0	0

# City of Bandon 2021-2022 Annual Budget

## FUNDS BY TYPE: ENTERPRISE FUNDS

EXPENDITURE DETAIL		2018-2019	2019-2020	2020-2021	2021-2022	2021-2022	2021-2022
SEWER FUND (950)	ACCOUNT NO	ACTUAL	ACTUAL	BUDGET	PROPOSED	APPROVED	ADOPTED
<b>ADMINISTRATION DEPARTMENT</b>							
<b>PERSONNEL SERVICES:</b>							
REGULAR EMPLOY SALARIES AND WAGES	950-55-505	24,630	23,563	7,914	8,876	0	0
OVERTIME PAY	950-55-520	405	41	0	150	0	0
SOCIAL SECURITY	950-55-550	1,870	2,934	605	679	0	0
RETIREMENT	950-55-551	2,944	2,493	1,917	2,151	0	0
HEALTH AND LIFE INSURANCE	950-55-552	7,241	4,977	2,710	2,891	0	0
UNEMPLOYMENT	950-55-553	25	24	8	9	0	0
W/C INSURANCE	950-55-555	203	80	38	43	0	0
TOTAL PERSONNEL SERVICES		37,318	34,112	13,192	14,799	0	0
<b>MATERIALS AND SERVICES:</b>							
OFFICE SUPPLIES	950-55-620	394	0	0	0	0	0
CONTRACTUAL SERVICES	950-55-661	2,104	1,461	2,500	2,500	0	0
ADMINISTRATIVE SERVICES	950-55-664	24,346	22,490	28,558	28,800	0	0
COUNCIL SERVICES	950-55-665	2,435	2,249	2,856	2,880	0	0
PLANNING SERVICES	950-55-666	0	0	30,678	40,064	0	0
INSURANCE	950-55-681	23,711	24,110	27,727	29,807	0	0
OTHER	950-55-749	0	(84)	0	0	0	0
TOTAL MATERIALS AND SERVICES		52,990	50,226	92,319	104,051	0	0
TOTAL ADMINISTRATION DEPARTMENT		90,308	84,338	105,511	118,850	0	0

# City of Bandon 2021-2022 Annual Budget

## FUNDS BY TYPE: ENTERPRISE FUNDS

EXPENDITURE DETAIL		2018-2019	2019-2020	2020-2021	2021-2022	2021-2022	2021-2022
SEWER FUND (950)	ACCOUNT NO	ACTUAL	ACTUAL	BUDGET	PROPOSED	APPROVED	ADOPTED
ACCOUNTING AND BILLING DEPT							
<b>PERSONNEL SERVICES:</b>							
REGULAR EMPLOY SALARIES AND WAGES	950-57-505	9,583	9,054	7,395	10,069	0	0
SOCIAL SECURITY	950-57-550	688	669	566	771	0	0
RETIREMENT	950-57-551	1,823	1,951	1,978	2,638	0	0
HEALTH AND LIFE INSURANCE	950-57-552	4,064	3,598	2,485	3,205	0	0
UNEMPLOYMENT	950-57-553	9	9	7	11	0	0
W/C INSURANCE	950-57-555	31	24	36	49	0	0
TOTAL PERSONNEL SERVICES		16,198	15,305	12,467	16,743	0	0
<b>MATERIALS AND SERVICES:</b>							
ACCOUNTING SERVICES	950-57-663	12,173	11,245	14,279	14,400	0	0
BAD DEBTS	950-57-733	1,023	(4,586)	2,000	2,000	0	0
TOTAL MATERIALS AND SERVICES		13,196	6,659	16,279	16,400	0	0
TOTAL ACCOUNTING AND BILLING DEPT		29,394	21,964	28,746	33,143	0	0

# City of Bandon 2021-2022 Annual Budget

## FUNDS BY TYPE: ENTERPRISE FUNDS

EXPENDITURE DETAIL		2018-2019	2019-2020	2020-2021	2021-2022	2021-2022	2021-2022
SEWER FUND (950)	ACCOUNT NO	ACTUAL	ACTUAL	BUDGET	PROPOSED	APPROVED	ADOPTED
DISTRIBUTION/COLLECTION DEPT							
<b>PERSONNEL SERVICES:</b>							
REGULAR EMPLOYEES	950-84-505	27,759	25,663	33,757	40,491	0	0
OVERTIME PAY	950-84-520	1,071	105	0	100	0	0
VACATION REIMB.	950-84-528	0	679	0	0	0	0
SOCIAL SECURITY	950-84-550	2,099	1,942	2,582	3,098	0	0
RETIREMENT	950-84-551	6,198	6,739	9,342	11,033	0	0
HEALTH AND LIFE INSURANCE	950-84-552	5,433	7,725	9,841	11,863	0	0
UNEMPLOYMENT	950-84-553	29	26	33	41	0	0
W/C INSURANCE	950-84-555	1,257	1,270	1,161	1,602	0	0
TOTAL PERSONNEL SERVICES		43,846	44,149	56,716	68,228	0	0
<b>MATERIALS AND SERVICES:</b>							
VEHICLE FUEL AND OIL	950-84-600	0	0	2,000	2,000	0	0
VEHICLE MAINTENANCE (EXT)	950-84-604	0	668	1,000	1,000	0	0
RADIO MAINTENANCE	950-84-614	138	0	0	500	0	0
OFFICE SUPPLIES	950-84-620	0	46	0	250	0	0
BUILDING REPAIR	950-84-634	0	0	500	500	0	0
SMALL TOOLS AND EQUIPMENT	950-84-640	1,762	654	1,000	2,500	0	0
SAFETY EQUIPMENT	950-84-642	0	88	500	1,500	0	0
TRAINING AND TRAVEL	950-84-650	0	0	2,000	2,000	0	0
CONSULTING SERVICES	950-84-660	68	8,125	2,000	2,000	0	0
CONTRACTUAL SERVICES	950-84-661	3,538	4,279	10,000	10,000	0	0
LIFT STATION MAINT.	950-84-701	24,235	17,143	30,000	30,000	0	0
LINE/EQUIPMENT REPAIR	950-84-702	436	18,402	30,000	30,000	0	0
OTHER	950-84-749	0	3,202	5,000	5,000	0	0
TOTAL MATERIALS AND SERVICES		30,177	52,607	84,000	87,250	0	0
<b>CAPITAL OUTLAY:</b>							
CIP - MISC MINOR EQUIPMENT	950-84-757	0	988	0	0	0	0
TOTAL CAPITAL OUTLAY		0	988	0	0	0	0
TOTAL DISTRIBUTION/COLLECTION DEPT		74,023	97,744	140,716	155,478	0	0



# City of Bandon 2021-2022 Annual Budget

## FUNDS BY TYPE: ENTERPRISE FUNDS

SEWER FUND (950)		2018-2019	2019-2020	2020-2021	2021-2022	2021-2022	2021-2022
PLANT OPERATIONS DEPARTMENT	ACCOUNT NO	ACTUAL	ACTUAL	BUDGET	PROPOSED	APPROVED	ADOPTED
<b>PERSONNEL SERVICES:</b>							
REGULAR EMPLOYEES	950-86-505	179,400	135,930	131,541	127,521	0	0
OVERTIME PAY	950-86-520	18,149	14,396	10,000	12,000	0	0
VACATION REIMB.	950-86-528	1,813	9,115	0	0	0	0
SOCIAL SECURITY	950-86-550	14,313	11,023	10,828	9,756	0	0
RETIREMENT	950-86-551	40,451	33,461	36,154	35,476	0	0
HEALTH AND LIFE INSURANCE	950-86-552	50,598	41,147	42,153	39,206	0	0
UNEMPLOYMENT	950-86-553	193	145	142	133	0	0
W/C INSURANCE	950-86-555	11,148	10,461	9,908	6,354	0	0
TOTAL PERSONNEL SERVICES		316,065	255,678	240,726	230,446	0	0
<b>MATERIALS AND SERVICES:</b>							
VEHICLE FUEL AND OIL	950-86-600	5,476	3,000	6,500	8,000	0	0
VEHICLE MAINTENANCE (EXT)	950-86-604	9,831	2,504	5,000	5,000	0	0
OFFICE SUPPLIES	950-86-620	999	838	2,000	3,500	0	0
UTILITIES	950-86-631	125,563	112,137	100,000	115,000	0	0
TELEPHONE	950-86-632	640	1,376	2,500	2,600	0	0
BUILDING MAINTENANCE	950-86-635	25,943	1,636	11,000	11,000	0	0
TREATMENT PLANT SUPPLIES	950-86-636	4,941	4,657	7,500	9,000	0	0
LABORATORY SUPPLIES	950-86-637	11,305	7,736	9,000	11,497	0	0
SMALL TOOLS AND EQUIPMENT	950-86-640	1,476	2,041	1,500	3,000	0	0
MISC. EQUIPM. AND FIXTURES	950-86-641	5,430	17,711	20,000	20,000	0	0
SAFETY EQUIPMENT	950-86-642	680	1,413	1,500	2,500	0	0
TRAINING AND TRAVEL	950-86-650	2,854	1,605	4,000	4,500	0	0
MEMBERSHIPS/SUBSCRIPTIONS	950-86-655	80	0	0	0	0	0
CONTRACTUAL SERVICES	950-86-661	46,014	56,764	40,000	46,000	0	0
INSURANCE - FLOOD	950-86-681	15,274	24,260	27,899	30,000	0	0
OTHER EQUIP REPAIR AND MAINT.	950-86-721	49,655	38,133	40,000	40,000	0	0
UV REPLACEMENT COMPONENTS	950-86-722	26,982	6,306	25,000	25,000	0	0
DIGESTER REHAB	950-86-723	1	5,632	4,000	7,000	0	0
SCADA SYS UPG	950-86-724	1	0	0	0	0	0
PERMITS AND FEES	950-86-745	0	2,984	2,500	2,500	0	0
OTHER	950-86-749	44	28	1,152	1,100	0	0
TOTAL MATERIALS AND SERVICES		333,189	290,761	311,051	347,197	0	0
TOTAL PLANT OPERATIONS DEPARTMENT		649,254	546,439	551,777	577,643	0	0

# City of Bandon 2021-2022 Annual Budget

## FUNDS BY TYPE: ENTERPRISE FUNDS

EXPENDITURE DETAIL		2018-2019	2019-2020	2020-2021	2021-2022	2021-2022	2021-2022
SEWER FUND (950)	ACCOUNT NO	ACTUAL	ACTUAL	BUDGET	PROPOSED	APPROVED	ADOPTED
NON-DEPARTMENTAL							
<b>MATERIALS AND SERVICES:</b>							
IN LIEU OF FRANCHISE FEE(FUND #100GEN)	950-90-731	48,692	44,980	57,116	57,600	0	0
TOTAL MATERIALS AND SERVICES		48,692	44,980	57,116	57,600	0	0
<b>CAPITAL OUTLAY:</b>							
DEPRECIATION EXPENSE	950-90-799	118,260	0	0	0	0	0
TOTAL CAPITAL OUTLAY		118,260	0	0	0	0	0
<b>DEBT SERVICE:</b>							
1992/2015 SEWER REV INT	950-90-890	10,802	10,217	9,626	9,030	0	0
1992/2015 SEWER REV PRIN	950-90-891	58,467	59,052	59,643	60,239	0	0
TOTAL DEBT SERVICE		69,269	69,269	69,269	69,269	0	0
<b>CONTINGENCIES AND RESERVES:</b>							
RESERVE	950-90-963	0	0	0	80,000	0	0
CONTINGENCY	950-90-980	0	0	0	15,156	0	0
TOTAL CONTINGENCIES AND RESERVES		0	0	0	95,156	0	0
TOTAL NON-DEPARTMENTAL		236,221	114,249	126,385	222,025	0	0
<b>FUND BALANCE</b>							
ENDING FUND BALANCE	950-90-999	(93,753)	53,547	0	0	0	0
TOTAL FUND BALANCE		(93,753)	53,547	0	0	0	0
<b>GRAND TOTAL SEWER FUND (950)</b>		<b>985,447</b>	<b>918,281</b>	<b>953,135</b>	<b>1,107,139</b>	<b>0</b>	<b>0</b>

# City of Bandon 2021-2022 Annual Budget

## FUNDS BY TYPE: ENTERPRISE FUNDS

REVENUES AND OTHER RESOURCES		2018-2019	2019-2020	2020-2021	2021-2022	2021-2022	2021-2022
WASTEWATER RESERVE FUND (952)	ACCOUNT NO	ACTUAL	ACTUAL	BUDGET	PROPOSED	APPROVED	ADOPTED
<b>OTHER TAXES</b>							
2021 GO BD TREAT PLANTS	952-440-00	0	0	0	3,450,000	0	0
TOTAL OTHER TAXES		0	0	0	3,450,000	0	0
<b>FUND BALANCE</b>							
BEGINNING FUND BALANCE	952-400-00	0	0	0	0	0	0
TOTAL FUND BALANCE		0	0	0	0	0	0
GRAND TOTAL WASTEWATER PLANT RESERVE		0	0	0	3,450,000	0	0

# City of Bandon 2021-2022 Annual Budget

## FUNDS BY TYPE: ENTERPRISE FUNDS

EXPENDITURE DETAIL	ACCOUNT NO	2018-2019 ACTUAL	2019-2020 ACTUAL	2020-2021 BUDGET	2021-2022 PROPOSED	2021-2022 APPROVED	2021-2022 ADOPTED
<b>WASTEWATER RESERVE FUND (952)</b>							
<b>CAPITAL OUTLAY:</b>							
CIP - HEADWORKS	952-84-751	0	0	0	450,000	0	0
CIP - FILLMORE AVE PUMP STA	952-84-752	0	0	0	1,600,000	0	0
CIP - PLANT UV IMPROVEMENTS	952-84-753	0	0	0	100,000	0	0
CIP - IANDI STUDY PROJ 4, 5, 9, 11	952-84-754	0	0	0	1,300,000	0	0
TOTAL CAPITAL OUTLAY		0	0	0	3,450,000	0	0
TOTAL WASTEWATER RESERVE		0	0	0	3,450,000	0	0

# City of Bandon 2021-2022 Annual Budget

## FUNDS BY TYPE: ENTERPRISE FUNDS

REVENUES AND OTHER RESOURCES		2018-2019	2019-2020	2020-2021	2021-2022	2021-2022	2021-2022
DETAIL		ACTUAL	ACTUAL	BUDGET	PROPOSED	APPROVED	ADOPTED
SEWER SDC REIMB FUND (730)	ACCOUNT NO						
<b>MISCELLANEOUS</b>							
SYSTEM DEVELOPMENT FEES - CASH	730-419-00	36,596	18,015	17,500	21,000	0	0
INTEREST INCOME	730-450-00	4,941	2,935	3,736	3,000	0	0
SYSTEM DEV FEES - RECEIVABLE	730-455-00	137	78	0	80	0	0
ASSESSMENT INTEREST	730-456-00	35	17	100	20	0	0
	TOTAL MISCELLANEOUS	41,709	21,045	21,336	24,100	0	0
TOTAL REVENUES AND OTHER RESOURCES		41,709	21,045	21,336	24,100	0	0
<b>FUND BALANCE</b>							
BEGINNING FUND BALANCE	730-400-00	188,035	229,744	71,845	59,267	0	0
	TOTAL FUND BALANCE	188,035	229,744	71,845	59,267	0	0
GRAND TOTAL SEWER SDC REIMB FUND (730)		229,744	250,789	93,181	83,367	0	0

# City of Bandon 2021-2022 Annual Budget

## FUNDS BY TYPE: ENTERPRISE FUNDS

EXPENDITURE DETAIL		2018-2019	2019-2020	2020-2021	2021-2022	2021-2022	2021-2022
SEWER SDC REIMB FUND (730)		ACTUAL	ACTUAL	BUDGET	PROPOSED	APPROVED	ADOPTED
EXPENDITURES	ACCOUNT NO						
<b>MATERIALS AND SERVICES:</b>							
CONSULTING SERVICES	730-50-660	0	0	10,000	10,000	0	0
TOTAL MATERIALS AND SERVICES		0	0	10,000	10,000	0	0
<b>CAPITAL OUTLAY:</b>							
CIP - SDC MANUAL UPDATE	730-50-756	0	0	10,000	10,000	0	0
CIP - CLARIFIER 1 REPAIRS	730-50-757	0	95,509	0	0	0	0
CIP - CLARIFIER 2 REPAIRS	730-50-758	0	60,486	0	0	0	0
MISC SYSTEM EXPANSION	730-50-773	0	23,240	73,181	0	0	0
TOTAL CAPITAL OUTLAY		0	179,235	83,181	10,000	0	0
<b>CONTINGENCIES AND RESERVES:</b>							
CONTINGENCY	730-50-980	0	0	0	63,367	0	0
TOTAL CONTINGENCIES AND RESERVES		0	0	0	63,367	0	0
TOTAL EXPENDITURES		0	179,235	93,181	83,367	0	0
<b>FUND BALANCE</b>							
ENDING FUND BALANCE	730-50-999	229,744	71,554	0	0	0	0
TOTAL FUND BALANCE		229,744	71,554	0	0	0	0
<b>GRAND TOTAL SEWER SDC REIMB FUND (730)</b>		<b>229,744</b>	<b>250,789</b>	<b>93,181</b>	<b>83,367</b>	<b>0</b>	<b>0</b>

# City of Bandon 2021-2022 Annual Budget

## FUNDS BY TYPE: ENTERPRISE FUNDS

REVENUES AND OTHER RESOURCES		2018-2019	2019-2020	2020-2021	2021-2022	2021-2022	2021-2022
DETAIL		ACTUAL	ACTUAL	BUDGET	PROPOSED	APPROVED	ADOPTED
SEWER SDC IMP FUND (731)	ACCOUNT NO						
<b>MISCELLANEOUS</b>							
SYSTEM DEVELOPMENT FEES - CASH	731-419-00	56,633	27,240	27,500	32,000	0	0
INTEREST INCOME	731-450-00	6,301	6,475	6,401	6,500	0	0
SYSTEM DEV FEES - RECEIVABLE	731-455-00	203	116	0	116	0	0
ASSESSMENT INTEREST	731-456-00	52	0	100	50	0	0
	TOTAL MISCELLANEOUS	63,189	33,831	34,001	38,666	0	0
TOTAL REVENUES AND OTHER RESOURCES		63,189	33,831	34,001	38,666	0	0
<b>FUND BALANCE</b>							
BEGINNING FUND BALANCE	731-400-00	236,316	299,505	243,506	281,797	0	0
	TOTAL FUND BALANCE	236,316	299,505	243,506	281,797	0	0
GRAND TOTAL SEWER SDC IMP FUND (731)		299,505	333,336	277,507	320,463	0	0

# City of Bandon 2021-2022 Annual Budget

## FUNDS BY TYPE: ENTERPRISE FUNDS

EXPENDITURE DETAIL		2018-2019	2019-2020	2020-2021	2021-2022	2021-2022	2021-2022
SEWER SDC IMP FUND (731)		ACTUAL	ACTUAL	BUDGET	PROPOSED	APPROVED	ADOPTED
EXPENDITURES	ACCOUNT NO						
<b>MATERIALS AND SERVICES:</b>							
CONSULTING SERVICES	731-50-660	0	0	20,000	20,000	0	0
MATERIALS AND SERVICES		0	0	20,000	20,000	0	0
<b>CAPITAL OUTLAY:</b>							
CIP - SDC MANUAL UPDATE	731-50-756	0	0	10,000	10,000	0	0
CAPITAL PROJECTS (RESERVE)	731-50-877	0	22,270	247,507	0	0	0
TOTAL CAPITAL OUTLAY		0	22,270	257,507	10,000	0	0
<b>CONTINGENCIES AND RESERVES:</b>							
CONTINGENCY	731-50-980	0	0	0	290,463	0	0
TOTAL CONTINGENCIES AND RESERVES		0	0	0	290,463	0	0
TOTAL EXPENDITURES		0	22,270	277,507	320,463	0	0
<b>FUND BALANCE</b>							
ENDING FUND BALANCE	731-50-999	299,505	311,065	0	0	0	0
TOTAL FUND BALANCE		299,505	311,065	0	0	0	0
GRAND TOTAL SEWER SDC IMP FUND (731)		299,505	333,335	277,507	320,463	0	0



# City of Bandon 2021-2022 Annual Budget

## FUNDS BY TYPE: CAPITAL IMPROVEMENT

REVENUES AND OTHER RESOURCES		2018-2019	2019-2020	2020-2021	2021-2022	2021-2022	2021-2022
DETAIL		ACTUAL	ACTUAL	BUDGET	PROPOSED	APPROVED	ADOPTED
CAP IMPROVEMENT FUND (510)	ACCOUNT NO						
<b>MISCELLANEOUS</b>							
INTEREST INCOME	510-450-00	742	2,717	0	0	0	0
	TOTAL MISCELLANEOUS	742	2,717	0	0	0	0
<b>TRANS FROM OTHER FUNDS</b>							
TRANSFER FROM FUND 100	510-490-45	268,384	0	17,353	0	0	0
	TOTAL TRANS FROM OTHER FUNDS	268,384	0	17,353	0	0	0
	TOTAL REVENUES AND OTHER RESOURCES	269,126	2,717	17,353	0	0	0
<b>FUND BALANCE</b>							
BEGINNING FUND BALANCE	510-400-00	71,317	157,629	(17,353)	0	0	0
	TOTAL FUND BALANCE	71,317	157,629	(17,353)	0	0	0
	<b>GRAND TOTAL CAP IMPROVEMENT FUND (510)</b>	<b>340,443</b>	<b>160,346</b>	<b>0</b>	<b>0</b>	<b>0</b>	<b>0</b>

# City of Bandon 2021-2022 Annual Budget

## FUNDS BY TYPE: CAPITAL IMPROVEMENT

EXPENDITURE DETAIL		2018-2019	2019-2020	2020-2021	2021-2022	2021-2022	2021-2022
CAP IMPROVEMENT FUND (510)		ACTUAL	ACTUAL	BUDGET	PROPOSED	APPROVED	ADOPTED
EXPENDITURES	ACCOUNT NO						
<b>MATERIALS AND SERVICES:</b>							
OTHER	510-50-749	0	372	0	0	0	0
TOTAL MATERIALS AND SERVICES		0	372	0	0	0	0
<b>CAPITAL OUTLAY:</b>							
MAJOR EQUIPMENT-NEW	510-50-752	2,250	0	0	0	0	0
CIP - STREET SWEEPER	510-50-826	0	0	0	0	0	0
CIP - LAND ACQUISTN/MISC IMP	510-50-829	52,113	0	0	0	0	0
CIP - PICKUP TRUCK PW	510-50-830	28,494	0	0	0	0	0
INFLUENT PUMP STA REPLACE	510-50-860	0	0	0	0	0	0
CIP-INFLOW AND INFILTRATION STDY	510-50-861	0	0	0	0	0	0
CIP - FACILITY IMPROVE PROGRAM	510-50-865	95,413	0	0	0	0	0
TOTAL CAPITAL OUTLAY		178,270	0	0	0	0	0
<b>DEBT SERVICE:</b>							
SWEEPER LOAN PRINCIPAL	510-52-890	3,969	46,269	0	0	0	0
SWEEPER LOAN - INTEREST	510-52-891	575	8,264	0	0	0	0
TOTAL DEBT SERVICE		4,544	54,533	0	0	0	0
<b>CONTINGENCIES AND RESERVES:</b>							
TRAN TO FUND #950 (SEWER)	510-50-958	0	121,917	0	0	0	0
TRANSFER TO 520 EQUIP RESERVE	510-90-950	0	876	0	0	0	0
TOTAL CONTINGENCIES AND RESERVES		0	122,793	0	0	0	0
TOTAL EXPENDITURES		182,814	177,698	0	0	0	0
<b>FUND BALANCE</b>							
ENDING FUND BALANCE	510-50-999	157,629	(17,353)	0	0	0	0
TOTAL FUND BALANCE		157,629	(17,353)	0	0	0	0
GRAND TOTAL CAP IMPROVEMENT FUND (510)		340,443	160,345	0	0	0	0

# City of Bandon 2021-2022 Annual Budget

## FUNDS BY TYPE: CAPITAL IMPROVEMENT

REVENUES AND OTHER RESOURCES		2018-2019	2019-2020	2020-2021	2021-2022	2021-2022	2021-2022
DETAIL		ACTUAL	ACTUAL	BUDGET	PROPOSED	APPROVED	ADOPTED
EQUIPMENT RESERVE FUND (520)	ACCOUNT NO						
TRANS FROM OTHER FUNDS							
TRANSFER FROM FUND #510	520-490-28	0	876	0	0	0	0
TOTAL TRANS FROM OTHER FUNDS		0	876	0	0	0	0
TOTAL REVENUES AND OTHER RESOURCES		0	876	0	0	0	0
FUND BALANCE							
BEGINNING FUND BALANCE	520-400-00	0	(876)	0	0	0	0
TOTAL FUND BALANCE		0	(876)	0	0	0	0
GRAND TOTAL EQUIPMENT RESERVE FUND (520)		0	0	0	0	0	0

# City of Bandon 2021-2022 Annual Budget

## FUNDS BY TYPE: CAPITAL IMPROVEMENT

REVENUES AND OTHER RESOURCES		2018-2019	2019-2020	2020-2021	2021-2022	2021-2022	2021-2022
DETAIL		ACTUAL	ACTUAL	BUDGET	PROPOSED	APPROVED	ADOPTED
PARK AND REC DEVELOPMENT (550)	ACCOUNT NO						
<b>MISCELLANEOUS</b>							
INTEREST INCOME	550-450-00	2,483	2,288	2,250	2,250	0	0
OTHER	550-489-00	0	26,373	0	0	0	0
	TOTAL MISCELLANEOUS	2,483	28,661	2,250	2,250	0	0
TOTAL REVENUES AND OTHER RESOURCES		2,483	28,661	2,250	2,250	0	0
<b>FUND BALANCE</b>							
BEGINNING FUND BALANCE	550-400-00	124,092	112,392	86,068	95,976	0	0
	TOTAL FUND BALANCE	124,092	112,392	86,068	95,976	0	0
<b>GRAND TOTAL PARK AND REC DEVELOPMENT (550)</b>		<b>126,575</b>	<b>141,053</b>	<b>88,318</b>	<b>98,226</b>	<b>0</b>	<b>0</b>

# City of Bandon 2021-2022 Annual Budget

## FUNDS BY TYPE: CAPITAL IMPROVEMENT

EXPENDITURE DETAIL		2018-2019	2019-2020	2020-2021	2021-2022	2021-2022	2021-2022
PARK AND REC DEVELOPMENT (550)		ACTUAL	ACTUAL	BUDGET	PROPOSED	APPROVED	ADOPTED
EXPENDITURES	ACCOUNT NO						
<b>MATERIALS AND SERVICES:</b>							
CONSULTING SERVICES	550-50-660	0	0	20,000	20,000	0	0
TOTAL MATERIALS AND SERVICES		0	0	20,000	20,000	0	0
<b>CAPITAL OUTLAY:</b>							
CIP-DOG PARK IMPROVE CITY PARK	550-50-775	13,617	0	0	0	0	0
CIP - LAND ACQUISTN/MISC IMP	550-50-829	0	0	50,884	30,792	0	0
CIP - CITY PARK GRANT PROJECTS	550-50-855	567	11,207	0	0	0	0
TOTAL CAPITAL OUTLAY		14,184	11,207	50,884	30,792	0	0
<b>DEBT SERVICE:</b>							
GOLF COURSE LOAN PRINCIPAL	550-50-890	0	7,580	9,195	38,546	0	0
GOLF COURSE INTEREST EXP	550-50-891	0	9,895	8,239	8,888	0	0
TOTAL DEBT SERVICE		0	17,475	17,434	47,434	0	0
TOTAL EXPENDITURES		14,184	28,682	88,318	98,226	0	0
<b>FUND BALANCE</b>							
ENDING FUND BALANCE	550-50-999	112,392	112,372	0	0	0	0
TOTAL FUND BALANCE		112,392	112,372	0	0	0	0
GRAND TOTAL PARK AND REC DEVELOPMENT (550)		126,576	141,054	88,318	98,226	0	0

# City of Bandon 2021-2022 Annual Budget

## FUNDS BY TYPE: CAPITAL IMPROVEMENT

REVENUES AND OTHER RESOURCES		2018-2019	2019-2020	2020-2021	2021-2022	2021-2022	2021-2022
DETAIL		ACTUAL	ACTUAL	BUDGET	PROPOSED	APPROVED	ADOPTED
STREET SDC REIMB FUND (710)	ACCOUNT NO						
<b>MISCELLANEOUS</b>							
SYSTEM DEVELOPMENT FEES - CASH	710-419-00	17,818	13,532	12,000	17,000	0	0
INTEREST INCOME	710-450-00	4,692	4,396	4,500	4,500	0	0
SYSTEM DEV FEES - RECEIVABLE	710-455-00	178	46	0	50	0	0
ASSESSMENT INTEREST	710-456-00	29	17	150	20	0	0
TOTAL MISCELLANEOUS		22,717	17,991	16,650	21,570	0	0
TOTAL REVENUES AND OTHER RESOURCES		22,717	17,991	16,650	0	0	0
<b>FUND BALANCE</b>							
BEGINNING FUND BALANCE	710-400-00	181,206	203,923	218,587	243,458	0	0
TOTAL FUND BALANCE		181,206	203,923	218,587	243,458	0	0
<b>GRAND TOTAL STREET SDC REIMB FUND (710)</b>		<b>203,923</b>	<b>221,914</b>	<b>235,237</b>	<b>243,458</b>	<b>0</b>	<b>0</b>

# City of Bandon 2021-2022 Annual Budget

## FUNDS BY TYPE: CAPITAL IMPROVEMENT

EXPENDITURE DETAIL		2018-2019	2019-2020	2020-2021	2021-2022	2021-2022	2021-2022
STREET SDC REIMB FUND (710)		ACTUAL	ACTUAL	BUDGET	PROPOSED	APPROVED	ADOPTED
EXPENDITURES	ACCOUNT NO						
<b>CAPITAL OUTLAY:</b>							
CONSULTING SERVICES	710-50-750	0	0	10,000	10,000	0	0
CIP - SDC MANUAL UPDATE	710-50-756	0	0	10,000	10,000	0	0
MISC STREET	710-50-776	0	81	215,237	0	0	0
TOTAL CAPITAL OUTLAY		0	81	235,237	20,000	0	0
<b>CONTINGENCIES AND RESERVES:</b>							
CONTINGENCY	710-50-980	0	0	0	223,458	0	0
TOTAL CONTINGENCIES AND RESERVES		0	0	0	223,458	0	0
TOTAL EXPENDITURES		0	81	235,237	243,458	0	0
<b>FUND BALANCE</b>							
ENDING FUND BALANCE	710-50-999	203,923	221,833	0	0	0	0
TOTAL FUND BALANCE		203,923	221,833	0	0	0	0
GRAND TOTAL STREET SDC REIMB FUND (710)		203,923	221,914	235,237	243,458	0	0

# City of Bandon 2021-2022 Annual Budget

## FUNDS BY TYPE: CAPITAL IMPROVEMENT

REVENUES AND OTHER RESOURCES		2018-2019	2019-2020	2020-2021	2021-2022	2021-2022	2021-2022
DETAIL		ACTUAL	ACTUAL	BUDGET	PROPOSED	APPROVED	ADOPTED
STREET SDC IMP FUND (711)	ACCOUNT NO						
<b>MISCELLANEOUS</b>							
SYSTEM DEVELOPMENT FEES - CASH	711-419-00	33,752	25,365	20,000	32,000	0	0
INTEREST INCOME	711-450-00	9,480	8,824	7,000	8,000	0	0
SYSTEM DEV FEES - RECEIVABLE	711-455-00	328	52	0	50	0	0
ASSESSMENT INTEREST	711-456-00	55	33	100	35	0	0
TOTAL MISCELLANEOUS		43,615	34,274	27,100	40,085	0	0
TOTAL REVENUES AND OTHER RESOURCES		43,615	34,274	27,100	40,085	0	0
<b>FUND BALANCE</b>							
BEGINNING FUND BALANCE	711-400-00	367,099	410,715	435,868	494,865	0	0
TOTAL FUND BALANCE		367,099	410,715	435,868	494,865	0	0
GRAND TOTAL STREET SDC IMP FUND (711)		410,714	444,989	462,968	534,950	0	0



# City of Bandon 2021-2022 Annual Budget

## FUNDS BY TYPE: CAPITAL IMPROVEMENT

EXPENDITURE DETAIL		2018-2019	2019-2020	2020-2021	2021-2022	2021-2022	2021-2022
STREET SDC IMP FUND (711)		ACTUAL	ACTUAL	BUDGET	PROPOSED	APPROVED	ADOPTED
EXPENDITURES	ACCOUNT NO						
<b>CAPITAL OUTLAY:</b>							
CONSULTING SERVICES	711-50-750	0	0	10,000	10,000	0	0
CIP - SDC MANUAL UPDATE	711-50-756	0	0	10,000	10,000	0	0
CIP STREET PROJECTS (RESERVE)	711-50-776	0	0	442,968	0	0	0
TOTAL CAPITAL OUTLAY		0	0	462,968	20,000	0	0
<b>CONTINGENCIES AND RESERVES:</b>							
CONTINGENCY	711-50-980	0	0	0	514,950	0	0
TOTAL CONTINGENCIES AND RESERVES		0	0	0	514,950	0	0
TOTAL EXPENDITURES		0	0	462,968	534,950	0	0
<b>FUND BALANCE</b>							
ENDING FUND BALANCE	711-50-999	410,715	444,989	0	0	0	0
TOTAL FUND BALANCE		410,715	444,989	0	0	0	0
<b>GRAND TOTAL STREET SDC IMP FUND (711)</b>		<b>410,715</b>	<b>444,989</b>	<b>462,968</b>	<b>534,950</b>	<b>0</b>	<b>0</b>

# City of Bandon 2021-2022 Annual Budget

## FUNDS BY TYPE: CAPITAL IMPROVEMENT

REVENUES AND OTHER RESOURCES		2018-2019	2019-2020	2020-2021	2021-2022	2021-2022	2021-2022
DETAIL		ACTUAL	ACTUAL	BUDGET	PROPOSED	APPROVED	ADOPTED
STORM DRAINAGE SDC REIMB (715)	ACCOUNT NO						
<b>MISCELLANEOUS</b>							
SYSTEM DEVELOPMENT FEES - CASH	715-419-00	48,246	40,714	35,000	47,000	0	0
INTEREST INCOME	715-450-00	2,983	2,620	2,900	2,700	0	0
SYSTEM DEV FEES - RECEIVABLE	715-455-00	473	68	0	70	0	0
ASSESSMENT INTEREST	715-456-00	79	46	100	45	0	0
TOTAL MISCELLANEOUS		51,781	43,448	38,000	49,815	0	0
TOTAL REVENUES AND OTHER RESOURCES		51,781	43,448	38,000	49,815	0	0
<b>FUND BALANCE</b>							
BEGINNING FUND BALANCE	715-400-00	98,575	150,356	116,192	192,148	0	0
TOTAL FUND BALANCE		98,575	150,356	116,192	192,148	0	0
<b>GRAND TOTAL STORM DRAINAGE SDC REIMB (715)</b>		<b>150,356</b>	<b>193,804</b>	<b>154,192</b>	<b>241,963</b>	<b>0</b>	<b>0</b>

# City of Bandon 2021-2022 Annual Budget

## FUNDS BY TYPE: CAPITAL IMPROVEMENT

EXPENDITURE DETAIL		2018-2019	2019-2020	2020-2021	2021-2022	2021-2022	2021-2022
STORM DRAINAGE SDC REIMB (715)		ACTUAL	ACTUAL	BUDGET	PROPOSED	APPROVED	ADOPTED
EXPENDITURES	ACCOUNT NO						
<b>MATERIALS AND SERVICES:</b>							
OTHER	715-50-749	0	(1)	0	0	0	0
TOTAL MATERIALS AND SERVICES		0	(1)	0	0	0	0
<b>CAPITAL OUTLAY:</b>							
CONSULTING SERVICES	715-50-750	0	1,836	10,000	10,000	0	0
MISC DRAINAGE PROJECTS	715-50-774	0	8,004	144,192	0	0	0
CIP - 11TH ST DRAINAGE IMPROVE	715-50-778	0	59,918	0	0	0	0
TOTAL CAPITAL OUTLAY		0	69,758	154,192	10,000	0	0
<b>CONTINGENCIES AND RESERVES:</b>							
CONTINGENCY	715-50-980	0	0	0	231,963	0	0
TOTAL CONTINGENCIES AND RESERVES		0	0	0	231,963	0	0
TOTAL EXPENDITURES		0	69,757	154,192	241,963	0	0
<b>FUND BALANCE</b>							
ENDING FUND BALANCE	715-50-999	150,356	124,049	0	0	0	0
TOTAL FUND BALANCE		150,356	124,049	0	0	0	0
<b>GRAND TOTAL STORM DRAINAGE SDC REIMB (715)</b>		<b>150,356</b>	<b>193,806</b>	<b>154,192</b>	<b>241,963</b>	<b>0</b>	<b>0</b>

# City of Bandon 2021-2022 Annual Budget

## FUNDS BY TYPE: CAPITAL IMPROVEMENT

REVENUES AND OTHER RESOURCES		2018-2019	2019-2020	2020-2021	2021-2022	2021-2022	2021-2022
DETAIL		ACTUAL	ACTUAL	BUDGET	PROPOSED	APPROVED	ADOPTED
STORM DRAINAGE SDC IMP (716)	ACCOUNT NO						
<b>MISCELLANEOUS</b>							
SYSTEM DEVELOPMENT FEES - CASH	716-419-00	42,306	35,701	30,000	41,000	0	0
INTEREST INCOME	716-450-00	4,743	2,066	2,400	2,200	0	0
SYSTEM DEV FEES - RECEIVABLE	716-455-00	418	67	0	70	0	0
ASSESSMENT INTEREST	716-456-00	71	42	100	45	0	0
TOTAL MISCELLANEOUS		47,538	37,876	32,500	43,315	0	0
TOTAL REVENUES AND OTHER RESOURCES		47,538	37,876	32,500	43,315	0	0
<b>FUND BALANCE</b>							
BEGINNING FUND BALANCE	716-400-00	172,208	219,745	67,685	79,659	0	0
TOTAL FUND BALANCE		172,208	219,745	67,685	79,659	0	0
<b>GRAND TOTAL STORM DRAINAGE SDC IMP (716)</b>		<b>219,746</b>	<b>257,621</b>	<b>100,185</b>	<b>122,974</b>	<b>0</b>	<b>0</b>

# City of Bandon 2021-2022 Annual Budget

## FUNDS BY TYPE: CAPITAL IMPROVEMENT

EXPENDITURE DETAIL		2018-2019	2019-2020	2020-2021	2021-2022	2021-2022	2021-2022
STORM DRAINAGE SDC IMP (716)		ACTUAL	ACTUAL	BUDGET	PROPOSED	APPROVED	ADOPTED
EXPENDITURES	ACCOUNT NO						
CAPITAL OUTLAY:							
CONSULTING SERVICES	716-50-750	0	0	10,000	10,000	0	0
CIP - DRAINAGE PROJECTS ( RES)	716-50-774	0	0	90,185	0	0	0
CIP - 11TH ST DRAINAGE	716-50-778	0	180,173	0	0	0	0
TOTAL CAPITAL OUTLAY		0	180,173	100,185	10,000	0	0
CONTINGENCIES AND RESERVES:							
CONTINGENCY	716-50-980	0	0	0	112,974	0	0
TOTAL CONTINGENCIES AND RESERVES		0	0	0	112,974	0	0
TOTAL EXPENDITURES		0	180,173	100,185	122,974	0	0
FUND BALANCE							
ENDING FUND BALANCE	716-50-999	219,745	77,448	0	0	0	0
TOTAL FUND BALANCE		219,745	77,448	0	0	0	0
GRAND TOTAL STORM DRAINAGE SDC IMP (716)		219,745	257,621	100,185	122,974	0	0

# City of Bandon 2021-2022 Annual Budget

## FUNDS BY TYPE: CAPITAL IMPROVEMENT

REVENUES AND OTHER RESOURCES		2018-2019	2019-2020	2020-2021	2021-2022	2021-2022	2021-2022
DETAIL		ACTUAL	ACTUAL	BUDGET	PROPOSED	APPROVED	ADOPTED
LOCAL OPTION STREET TAX (750)	ACCOUNT NO						
<b>TAXES</b>							
TAXES - CURRENT PROPERTY TAXES	750-401-00	404,245	417,748	423,814	426,955	0	0
TAXES - PRIOR PROPERTY TAXES	750-402-00	20,188	15,619	20,000	20,000	0	0
TOTAL TAXES		424,433	433,367	443,814	446,955	0	0
<b>INTERGOVERNMENTAL</b>							
IN LIEU OF TAX-HERITAGE PLACE	750-439-05	4,927	5,416	6,581	6,581	0	0
TOTAL INTERGOVERNMENTAL		4,927	5,416	6,581	6,581	0	0
<b>MISCELLANEOUS</b>							
MISC - INTEREST INCOME	750-450-00	39,722	27,138	31,000	31,000	0	0
MISC - OTHER	750-489-00	245,297	0	0	0	0	0
TOTAL MISCELLANEOUS		285,019	27,138	31,000	31,000	0	0
TOTAL REVENUES AND OTHER RESOURCES		714,379	465,921	481,395	484,536	0	0
<b>FUND BALANCE</b>							
BEGINNING BALANCE	750-400-00	1,391,786	1,255,026	1,255,913	1,504,512	0	0
TOTAL FUND BALANCE		1,391,786	1,255,026	1,255,913	1,504,512	0	0
GRAND TOTAL LOCAL OPTION STREET TAX (750)		2,106,165	1,720,947	1,737,308	1,989,048	0	0

# City of Bandon 2021-2022 Annual Budget

## FUNDS BY TYPE: CAPITAL IMPROVEMENT

EXPENDITURE DETAIL		2018-2019	2019-2020	2020-2021	2021-2022	2021-2022	2021-2022
LOCAL OPTION STREET TAX (750)		ACTUAL	ACTUAL	BUDGET	PROPOSED	APPROVED	ADOPTED
EXPENDITURES	ACCOUNT NO						
<b>CAPITAL OUTLAY:</b>							
CIP - STREET PROJECTS (MISC)	750-50-774	54,656	221,078	1,582,443	300,000	0	0
CIP-STREET IMPROVEMENTS (RES)	750-50-775	243,420	263	0	0	0	0
CIP - 11TH ST OVERLAY	750-50-778	285,387	46,956	0	0	0	0
CIP - GUARDRAIL 7 SW / BCH LP	750-50-800	11,738	0	0	0	0	0
CIP - HWY 101 INTERFACE SAFETY	750-50-801	7,720	0	70,000	70,000	0	0
CIP - STORM DRAIN RERTE 11 SW	750-50-803	19,350	121,843	0	0	0	0
9TH ST CROSSWALK INSTALLATION	750-50-806	0	0	30,000	30,000	0	0
MISCELLANEOUS	750-50-853	228,868	927	0	32	0	0
TOTAL CAPITAL OUTLAY		851,139	391,067	1,682,443	400,032	0	0
<b>DEBT SERVICE:</b>							
SWEEPER LOAN PRINCIPAL	750-50-892	0	0	48,371	160,203	0	0
SWEEPER LOAN INTEREST EXP	750-50-893	0	0	6,494	471	0	0
TOTAL DEBT SERVICE		0	0	54,865	160,674	0	0
<b>CONTINGENCIES AND RESERVES:</b>							
RESERVE	750-50-970	0	0	0	1,178,342	0	0
CONTINGENCY	750-50-980	0	0	0	250,000	0	0
TOTAL CONTINGENCIES AND RESERVES		0	0	0	1,428,342	0	0
TOTAL EXPENDITURES		851,139	391,067	1,737,308	1,989,048	0	0
<b>FUND BALANCE</b>							
ENDING FUND BALANCE	750-50-999	1,255,026	1,329,880	0	0	0	0
TOTAL FUND BALANCE		1,255,026	1,329,880	0	0	0	0
GRAND TOTAL LOCAL OPTION STREET TAX (750)		2,106,165	1,720,947	1,737,308	1,989,048	0	0

# City of Bandon 2021-2022 Annual Budget

## FUNDS BY TYPE: DEBT SERVICE FUNDS

REVENUES AND OTHER RESOURCES		2018-2019	2019-2020	2020-2021	2021-2022	2021-2022	2021-2022
DETAIL		ACTUAL	ACTUAL	BUDGET	PROPOSED	APPROVED	ADOPTED
GO BOND DEBT SERVICE (365)	ACCOUNT NO						
<b>TAXES</b>							
2000 RD GO BD CY PROP TX (343)	365-401-01	127,899	156,061	127,863	127,641	0	0
2000 SDWRLF BD CY PRO TX (344)	365-401-02	28,687	35,162	0	0	0	0
2006 WTP BD CY PROP TAX (375)	365-401-03	62,634	58,090	68,050	55,345	0	0
2000 RD GO BD PY PROP TX (343)	365-402-01	6,843	4,669	6,730	6,631	0	0
2000 SDWRLF BD PY PRO TX (344)	365-402-02	1,766	1,564	0	0	0	0
2009 WTP BD PY PROP TX (375)	365-402-03	2,573	2,130	3,500	1,954	0	0
2021 GO BOND CY PROP TX	365-403-01	0	0	0	310,000	0	0
	TOTAL TAXES	230,402	257,676	206,143	501,571	0	0
<b>OTHER TAXES</b>							
2000 RD BDS OUT/CITY BD (343)	365-440-01	28,039	28,377	28,130	28,181	0	0
2009 WTP OUT/CITY BOND (375)	365-440-03	8,321	8,422	8,300	7,162	0	0
	TOTAL OTHER TAXES	36,360	36,799	36,430	35,343	0	0
<b>MISCELLANEOUS</b>							
2000 RD BONDS - HP (343)	365-441-01	2,260	2,484	2,161	2,400	0	0
2000 SDWRLF LIEU/TX-HP (344)	365-441-02	507	558	485	0	0	0
2009 WTP LIEU OF TAX-HP (375)	365-441-03	843	927	806	905	0	0
2021 GO BOND LIEU/TX-HP	365-441-05	0	0	0	6,000	0	0
INTEREST	365-450-00	7,277	6,518	6,959	3,700	0	0
	TOTAL MISCELLANEOUS	10,887	10,487	10,411	13,005	0	0
TOTAL REVENUES AND OTHER RESOURCES		277,649	304,962	252,984	549,919	0	0
<b>FUND BALANCE</b>							
BEGINNING FUND BALANCE	365-400-00	309,890	323,188	336,466	410,840	0	0
	TOTAL FUND BALANCE	309,890	323,188	336,466	410,840	0	0
GRAND TOTAL GO BOND DEBT SERVICE (365)		587,539	628,150	589,450	960,759	0	0



# City of Bandon 2021-2022 Annual Budget

## FUNDS BY TYPE: DEBT SERVICE FUNDS

EXPENDITURE DETAIL		2018-2019	2019-2020	2020-2021	2021-2022	2021-2022	2021-2022
GO BOND DEBT SERVICE (365)	ACCOUNT NO	ACTUAL	ACTUAL	BUDGET	PROPOSED	APPROVED	ADOPTED
DEPARTMENT 50							
<b>DEBT SERVICE:</b>							
2000 RD INT BDS IS 12/00 (343)	365-52-890	105,499	102,787	99,952	96,991	0	0
2000 RD PRIN BD IS 12/00 (343)	365-52-891	60,269	62,981	65,816	68,777	0	0
2000 SDWRLF BONDS INT (344)	365-53-890	2,884	1,471	0	0	0	0
2000 SDWRLF BONDS PRIN (344)	365-53-891	34,298	35,712	0	0	0	0
2006 WTP BONDS INT (375)	365-54-890	26,734	29,143	27,924	29,152	0	0
2006 WTP BONDS PRIN (375)	365-54-891	34,667	29,865	30,084	35,960	0	0
2021 GO BOND INT	365-55-891	0	0	0	176,000	0	0
2021 GO BOND PRIN	365-55-890	0	0	0	120,000	0	0
TOTAL DEBT SERVICE		264,351	261,959	223,776	526,880	0	0
<b>CONTINGENCIES AND RESERVES:</b>							
ENDING FUND BALANCE	365-50-999	323,188	366,191	365,674	433,879	0	0
TOTAL CONTINGENCIES AND RESERVES		323,188	366,191	365,674	433,879	0	0
<b>GRAND TOTAL GO BOND DEBT SERVICE (365)</b>		<b>587,539</b>	<b>628,150</b>	<b>589,450</b>	<b>960,759</b>	<b>0</b>	<b>0</b>

# City of Bandon 2021-2022 Annual Budget

## FUNDS BY TYPE: DEBT SERVICE FUNDS

REVENUES AND OTHER RESOURCES		2018-2019	2019-2020	2020-2021	2021-2022	2021-2022	2021-2022
DETAIL		ACTUAL	ACTUAL	BUDGET	PROPOSED	APPROVED	ADOPTED
2000 ST AND SW LID BOND (633)	ACCOUNT NO						
<b>FUND BALANCE</b>							
BEGINNING BALANCE	633-400-00	0	2,582	0	0	0	0
TOTAL FUND BALANCE		0	2,582	0	0	0	0
<b>GRAND TOTAL 2000 ST AND SW LID BOND (633)</b>		<b>0</b>	<b>2,582</b>	<b>0</b>	<b>0</b>	<b>0</b>	<b>0</b>
<b>EXPENDITURE DETAIL</b>							
2000 ST AND SW LID BOND (633)		2018-2019	2019-2020	2020-2021	2021-2022	2021-2022	2021-2022
EXPENDITURES	ACCOUNT NO	ACTUAL	ACTUAL	BUDGET	PROPOSED	APPROVED	ADOPTED
<b>CONTINGENCIES AND RESERVES:</b>							
TRANSFER TO OTHER FUND (636)	633-50-954	0	2,582	0	0	0	0
TOTAL CONTINGENCIES AND RESERVES		0	2,582	0	0	0	0
TOTAL EXPENDITURES		0	2,582	0	0	0	0
<b>GRAND TOTAL 2000 ST AND SW LID BOND (633)</b>		<b>0</b>	<b>2,582</b>	<b>0</b>	<b>0</b>	<b>0</b>	<b>0</b>

# City of Bandon 2021-2022 Annual Budget

## FUNDS BY TYPE: DEBT SERVICE FUNDS

REVENUES AND OTHER RESOURCES DETAIL	ACCOUNT NO	2018-2019 ACTUAL	2019-2020 ACTUAL	2020-2021 BUDGET	2021-2022 PROPOSED	2021-2022 APPROVED	2021-2022 ADOPTED
<b>LID DEBT SERVICE (636)</b>							
<b>MISCELLANEOUS</b>							
MISC - INTEREST INCOME	636-450-00	5,641	5,486	6,000	6,000	0	0
ASSESSMENT/LOAN PRINCIPAL (633)	636-455-00	89,266	0	400	400	0	0
2001 BANDON LID ASSMT PRIN-634	636-455-01	0	0	300	300	0	0
2004 HWY 101 SW ASSMT PRIN-635	636-455-02	0	0	5,000	5,000	0	0
12TH CT LID ASSMT PRIN (636)	636-455-03	460	0	300	300	0	0
OTHER LID ASSMT PRIN	636-455-04	0	(8,108)	0	0	0	0
ASSESSMENT/LOAN INTEREST (633)	636-456-00	1,557	1,001	1,500	1,500	0	0
2001 BANDON LID ASSMT INT-634	636-456-01	0	0	100	100	0	0
2004 HWY 101 SW ASSMT INT-635	636-456-02	0	0	100	100	0	0
12TH CT LID ASSMT INT (636)	636-456-03	0	0	100	100	0	0
OTHER LID ASSMT INT	636-456-04	0	8,792	0	0	0	0
TOTAL MISCELLANEOUS		96,924	7,171	13,800	13,800	0	0
<b>TRANS FROM OTHER FUNDS</b>							
TRANS FROM OTHER FUNDS 633	636-490-01	0	2,582	0	0	0	0
TOTAL TRANS FROM OTHER FUNDS		0	2,582	0	0	0	0
TOTAL REVENUES AND OTHER RESOURCES		96,924	9,753	13,800	13,800	0	0
<b>FUND BALANCE</b>							
BEGINNING BALANCE	636-400-00	215,928	270,243	240,906	210,513	0	0
TOTAL FUND BALANCE		215,928	270,243	240,906	210,513	0	0
GRAND TOTAL LID DEBT SERVICE (636)		312,852	279,996	254,706	224,313	0	0

# City of Bandon 2021-2022 Annual Budget

## FUNDS BY TYPE: DEBT SERVICE FUNDS

EXPENDITURE DETAIL		2018-2019	2019-2020	2020-2021	2021-2022	2021-2022	2021-2022
LID DEBT SERVICE (636)		ACTUAL	ACTUAL	BUDGET	PROPOSED	APPROVED	ADOPTED
DEPARTMENT 50	ACCOUNT NO						
<b>DEBT SERVICE:</b>							
DEBT SVC INTEREST EXP	636-50-890	371	597	207	196	0	0
DEBT SVC PRIN EXP	636-50-891	3,592	783	3,756	9,150	0	0
2004 HWY 101 SEWER DS INT DUE	636-52-890	11,728	11,645	18,739	9,867	0	0
2004 HWY 101 SW DS PRIN	636-52-891	21,571	21,654	16,692	23,431	0	0
12TH CT LID DEBT SVC INT	636-53-890	3,728	3,767	3,646	3,552	0	0
12TH CT LID DEBT SVC PRIN	636-53-891	1,620	1,580	1,702	1,795	0	0
TOTAL DEBT SERVICE		42,610	40,026	44,742	47,991	0	0
<b>CONTINGENCIES AND RESERVES:</b>							
CONTINGENCY		0	0	0	176,322	0	0
TOTAL CONTINGENCIES AND RESERVES		0	0	0	176,322	0	0
<b>FUND BALANCE</b>							
ENDING FUND BALANCE	636-50-999	270,243	239,970	209,964		0	0
TOTAL FUND BALANCE		270,243	239,970	209,964	0	0	0
<b>GRAND TOTAL LID DEBT SERVICE (636)</b>		<b>312,853</b>	<b>279,996</b>	<b>254,706</b>	<b>224,313</b>	<b>0</b>	<b>0</b>

# City of Bandon 2021-2022 Annual Budget

## FUNDS BY TYPE: DEBT SERVICE FUNDS

REVENUES AND OTHER RESOURCES		2018-2019	2019-2020	2020-2021	2021-2022	2021-2022	2021-2022
DETAIL		ACTUAL	ACTUAL	BUDGET	PROPOSED	APPROVED	ADOPTED
LOCAL IMPROVEMENT DIST (640)	ACCOUNT NO						
<b>MISCELLANEOUS</b>							
INTEREST INCOME	640-450-00	1,278	1,101	1,100	1,100	0	0
TOTAL MISCELLANEOUS		1,278	1,101	1,100	1,100	0	0
TOTAL REVENUES AND OTHER RESOURCES		1,278	1,101	1,100	1,100	0	0
<b>FUND BALANCE</b>							
BEGINNING FUND BALANCE	640-400-00	51,555	52,834	141,159	54,337	0	0
TOTAL FUND BALANCE		51,555	52,834	141,159	54,337	0	0
<b>GRAND TOTAL LOCAL IMPROVEMENT DIST (640)</b>		<b>52,833</b>	<b>53,935</b>	<b>142,259</b>	<b>55,437</b>	<b>0</b>	<b>0</b>

# City of Bandon 2021-2022 Annual Budget

## FUNDS BY TYPE: DEBT SERVICE FUNDS

EXPENDITURE DETAIL		2018-2019	2019-2020	2020-2021	2021-2022	2021-2022	2021-2022
LOCAL IMPROVEMENT DIST (640)	ACCOUNT NO	ACTUAL	ACTUAL	BUDGET	PROPOSED	APPROVED	ADOPTED
EXPENDITURES							
CONTINGENCIES AND RESERVES:							
ENDING FUND BALANCE	640-50-999	52,834	53,934	142,259	55,437	0	0
TOTAL CONTINGENCIES AND RESERVES		52,834	53,934	142,259	55,437	0	0
GRAND TOTAL LOCAL IMPROVEMENT DIST (640)		52,834	53,934	142,259	55,437	0	0

# MUNICIPAL BUSINESS PLAN

## CHAPTER 3

<a href="#"><u>ADMINISTRATIVE SERVICES</u></a> .....	<b>Page 109</b>
<a href="#"><u>PUBLIC SAFETY</u></a> .....	<b>Page 111</b>
<a href="#"><u>MUNICIPAL COURT</u></a> .....	<b>Page 114</b>
<a href="#"><u>FIRE</u></a> .....	<b>Page 115</b>
<a href="#"><u>WATER TREATMENT</u></a> .....	<b>Page 116</b>
<a href="#"><u>WASTE WATER TREATMENT</u></a> .....	<b>Page 118</b>
<a href="#"><u>PUBLIC WORKS</u></a> .....	<b>Page 120</b>
<a href="#"><u>ELECTRIC</u></a> .....	<b>Page 124</b>
<a href="#"><u>PLANNING</u></a> .....	<b>Page 126</b>
<a href="#"><u>LIBRARY</u></a> .....	<b>Page 128</b>
<a href="#"><u>COMMUNITY CENTER (Barn)</u></a> .....	<b>Page 130</b>
<a href="#"><u>SPRAGUE THEATER</u></a> .....	<b>Page 131</b>

# City of Bandon 2021-2022 Annual Budget

## MUNICIPAL BUSINESS PLAN:

---

### **ADMINISTRATIVE SERVICES**

The City will be working to reorganize administrative services in the 20/21 Fiscal year. The City has a new Finance Director and City Manager who will be working to streamline processes to provide great customer service in the most efficient manner possible.

### **DEPARTMENT ACTIVITIES AND SERVICE LEVEL DESCRIPTION:**

The Administration and Finance Departments have been slightly reorganized and are now referred to as Administrative Services, which will umbrella the functions of both departments. The City Council provides direction for the overall management, administration, financial operations, and personnel supervision activities of the City of Bandon and the Bandon Urban Renewal Agency as defined in the Bandon Municipal Code, Title 2. The Department includes the City Manager's office (the City Manager also serves as the Finance Director), Human Resources, Economic Development, Special projects and the contract services of the City Attorney's office, the City Engineer and Municipal Judge.

The major activities for Administrative Services include personnel recruitment & coordination, election activities, records management & public information functions; grant applications and grant administration; and the intergovernmental relations of the City. Duties for daily operations include financial planning and budget preparation; accounting, water, sewer, and electric utility billings, collections, and bad-debt recoveries; budget control; liens and assessments; payroll; accounts payable and accounts receivable; and City Hall's customer service functions, which include reception, payment processing, answering telephone calls, dispatching utility services, and response staffing during power outages or other local emergencies.

### **Funding**

The Administrative Services Department is funded from the General Fund, Urban Renewal Area 1 & 2 and the three municipal utilities (Electric, Water and Wastewater). Both Urban Renewal agencies and the three Municipal Utility enterprises provide reimbursement to the Administrative Services Department for their share of administrative, accounting and audit service-related activities.



# City of Bandon 2021-2022 Annual Budget

## MUNICIPAL BUSINESS PLAN:

---

### STAFFING LEVELS (Full-Time Equivalents):

<u>Position Title</u>	<u>15-16</u>	<u>16-17</u>	<u>17-18</u>	<u>18-19</u>	<u>19-20</u>	<u>21-22</u>
City Manager	1.00	1.00	1.00	1.00	1.00	1.00
Finance Director	0	0	0	0	0	1.00
Assistant Finance Mgr.*	0	0	0	0	0	0.50
City Recorder*	0.00	1.00	0.50	0.50	0.50	0.50
Administrative Assistant	0.00	0.50	1.00	1.00	1.00	1.00
Administrative Services Manager	0.00	0.50	1.00	1.00	1.00	0.00
Administrative Services Assist. Manager			0.50	0.50	0.50	0.00
Clerk III	0.00	0.50	1.00	1.00	1.00	1.00
Clerk II	0.00	0.00	1.00	1.00	1.00	2.00
Clerk I			1.00	1.00	1.00	0.00
<b>TOTAL:</b>	<b>1.00</b>	<b>3.00</b>	<b>7.00</b>	<b>7.00</b>	<b>7.00</b>	<b>7.00</b>

# City of Bandon 2021-2022 Annual Budget

## MUNICIPAL BUSINESS PLAN:

---

### **PUBLIC SAFETY**

#### **DEPARTMENT ACTIVITIES AND SERVICE LEVEL DESCRIPTION:**

The mission of the Bandon Police Department is to deliver the highest standard of law enforcement excellence in protecting life, property and human rights, and to work in a pro-active partnership with the community to solve problems, thereby enhancing the quality of life for our citizens.

The Bandon Police Department is committed to criminal investigations and apprehension of offender, selective traffic enforcement, timely response to calls for service, investigation of accidents and the traditional duties of police in the community. In addition, the Department has a commitment to pro-active patrol by vehicle and foot to enhance positive interaction with citizens, merchants and visitors. We also continue to work with various departments, agencies and citizens in problem solving to improve the quality of life as well as the quality of service for our customers; continued community education efforts, and identification of alternate resources.

#### **Funding**

The Police Department is operated primarily out of the General Fund; Revenues are mainly derived through property taxes, utility taxes, transient occupancy taxes, and utility in-lieu taxes.

---

#### **PRIOR YEAR ACCOMPLISHMENTS 2020-2021:**

- Continue exploring grant opportunities.
- Continue emphasis on department training to include Reserve Officer training.
- Continue Community Policing Philosophy through community meetings.
- Continue participating with Coos, Curry and State agencies.
- Continue to be involved in community events.
- Continue emphasis on traffic safety, enforcement and education.
- Continue looking at grant funding for traffic safety.
- Continue community service and volunteer programs.
- Continue partnership with SCINT and other agencies.
- Continue Emails to Merchants regarding issues of fraud, etc.
- Continue to educate the public regarding their animals and how they affect their neighbors and people visiting our community.
- Continue working towards crosswalk safety.
- Continue involvement in ERT, Crash Team and Major Crime Team with other agencies in the county.
- Continue training Officers in specialized training, mental health, DUII and drugs that impair driving.
- Continue the drug take back program, obtained secure box for med drop off.
- Increased enforcement of ordinance violations re: transients and house abatement.
- Spoke to Pacific View about Identity Theft & Fraud.
- Bank Robbery Training at First Community Bank.

# City of Bandon 2021-2022 Annual Budget

## MUNICIPAL BUSINESS PLAN:

---

### DEPARTMENT OBJECTIVES FOR 2021-2022:

**NOTE: Many of our planned events have been cancelled due to COVID-19**

- Continue exploring grant opportunities.
- Continue emphasis on department training to include Reserve Officer training.
- Continue efforts in narcotics enforcement and education.
- Continue Community Policing Philosophy through community meetings.
- Continue participating with Coos, Curry and State agencies.
- Continue to be involved in community events.
- Continue emphasis on traffic safety, enforcement and education.
- Continue looking at grant funding for traffic safety.
- Continue community service and volunteer programs.
- Increase neighborhood involvement, neighborhood watch, community forum meetings, home safety week, etc.
- Continue to work with emergency management committee.
- Continue partnership with SCINT and other agencies.
- Continue Emails to Merchants regarding issues of fraud, etc.
- Continue to educate the public regarding their animals and how they affect their neighbors and people visiting our community.
- Update computers and data storage.
- Continue working towards crosswalk safety.
- Continue training Officers in specialized training, mental health, DUII and drugs that impair driving.
- Continue the drug take back program.
- Continue to increase enforcement of ordinance violations re: transients and house abatement.
- Assign another Officer to the Coos County Major Crime Team.
- Continue Bank Robbery Training.
- Maintain involvement in ERT, Crash Team and Major Crime Team with other agencies in the county.

### STAFFING LEVELS (Full-Time Equivalents):

Position Title	12-13	13-14	14-15	15-16	18-19	19-20	20-21	21-22
Chief	1	1	1	1	1	1	1	1
Patrol Sergeant	0	0	0	0	1	1	1	1
K9 Officer	1	1	1	1	1	0	0	0
Patrol Officer	4	4	4	4	3	41	4	4
Administrative Assistant	1	1	1	1	1	1	1	1
Part time Officer	0	0	0	0	0	1	1	0
<b>TOTAL PAID PERSONNEL:</b>	<b>7</b>	<b>7</b>	<b>7</b>	<b>7</b>	<b>7</b>	<b>8</b>	<b>8</b>	<b>7</b>
Reserve Officer	2	3	2	2	3	3	2	2

# City of Bandon 2021-2022 Annual Budget

## MUNICIPAL BUSINESS PLAN:

---

### INDICATORS:

Calendar Year	2012	2013	2014	2015	2016	2017	2018	2019	2020
Calls for Service	6761	5448	7344	8387*	7586*	8,193	6644*	5713	4581
Arrests	414	266	218	200	204	211	190*	154	38
Volunteer Hours Worked	1386	1089	542	436	308	339	0	0	0

\* These numbers do not include every contact with citizens regarding civil or criminal matters. Police Officers are contacted on the street and at the Police Department multiple times each week where police report numbers are not drawn. We also spend time assisting other agencies like Department of Human Service Child and Seniors, which do not always draw a case number. Case Numbers are drawn when there is a report to be written. During the transition from CMI Computer Software to Eforce Software we unfortunately lost some tracking tools and the numbers for a couple months were skewed

# City of Bandon 2021-2022 Annual Budget

## MUNICIPAL BUSINESS PLAN:

---

### MUNICIPAL COURT

#### DEPARTMENT ACTIVITIES AND SERVICE LEVEL DESCRIPTION:

The Municipal Judge is a contracted position, appointed by the City Council. Court is held once a month, on the 1st Tuesday of the month, at 4 P.M. The focus of the Municipal Court is nuisance ordinance enforcement, zoning infractions, and other ordinance violations, as well as parking tickets. The Bandon Municipal Court does not process violations of State laws.

#### Funding

The Municipal Court is operated out of the General Fund. The Municipal Court is supported partially by revenues derived from fines and forfeits charged by the Municipal Court, but mainly by a percentage of revenues collected by District and Circuit Courts and deposited into the City's General Fund as required by State statutes.

---

#### STAFFING LEVELS:

The Municipal Court Judge is a part-time contracted position. The Administrative Assistant previously served as the Court Clerk. Since April 2014, the Police Office Specialist will serve as Court Clerk and Bailiff.

#### INDICATORS:

	<u>2011</u>	<u>2012</u>	<u>2013</u>	<u>2014</u>	<u>2015</u>	<u>2016</u>	<u>2017</u>	<u>2017</u>	<u>2018</u>	<u>2019</u>	<u>2020</u>
Court Sessions	8*	5*	6*	3*	3*	6*	0	0	0	0	0
Parking Tickets	0	0	0	0	0	0	0	0	0	0	0

\* Court Sessions 2011: 2 Dog Ordinance Violations, 4 Nuisance Ordinance Violations, 2 Zoning Ordinance Violations.

\* Court Sessions 2012: 1 Nuisance Ordinance Violation, 3 Zoning Ordinance Violations, 2 Permit Violations, 1 Municipal Code Violation.

\* Court Sessions 2013: 4 Zoning Ordinance Violations, 4 Dog Ordinance Violations, 1 Municipal Code Violation.

\* Court Sessions 2014: 7 Municipal Code Violations, 1 Dog Ordinance Violation

\* Court Sessions 2015: 2 Municipal Code Violations, 1 Dog Ordinance Violation

\* Court Sessions 2016: 18 Nuisance Violations, 1 Dog Ordinance Violation, 23 Zoning Ordinance Violation.

\* Court Sessions 2017: 2 Nuisance Violations, 5 Dog Ordinance Violation, 2 Nuisance Violations

\* Court Sessions 2018: None

\* Court Sessions 2019: None

\* Court Sessions 2020: None

# City of Bandon

## 2021-2022 Annual Budget

### MUNICIPAL BUSINESS PLAN:

---

#### **FIRE**

##### **DEPARTMENT ACTIVITIES AND SERVICE LEVEL DESCRIPTION:**

Under the direction of the City Council, the Administrative Services Department is responsible for securing/providing Fire Department services for the City of Bandon.

Fire protection services are provided to the residents of Bandon through a contract with the Bandon Rural Fire Protection District.

The Bandon Rural Fire Protection District is an independent taxing district. Offices are located at 555 Oregon Avenue, Bandon, Oregon 97411.

##### **Funding**

The Contract for Fire Department services is paid out of the General Fund.

---

##### **STAFFING LEVELS:**

The City of Bandon coordinates activities with the Bandon Rural Fire Protection District. The City does not employ any fire department personnel.

# City of Bandon 2021-2022 Annual Budget

## MUNICIPAL BUSINESS PLAN:

---

### WATER TREATMENT

#### DEPARTMENT ACTIVITIES AND SERVICE LEVEL DESCRIPTION:

The primary function of the Water Treatment Department is to provide a high-quality supply of clean drinking water and a dependable supply of water for fire suppression.

Water treatment consists of the water treatment plant, a settling pond, two pump stations and 1,000,000 and 2,000,000-gallon storage tanks. Water is drawn from Ferry and Geiger Creeks and pumped to a settling pond. It is then pumped to the treatment plant where it is treated, disinfected, pumped to the storage tanks and then gravity fed to the City. The plant can treat 1,400 gallons of water per minute (2 million gallons per day). The City's peak water demand has been as high as 1,500 gallons per minute. The daily consumption ranges from a high of 1.1 million gallons per day for summer use to 300,000 gallons per day for winter use.

The water distribution system (mains and lines) is operated in conjunction with the Public Works Department.

#### Funding

The activities of the Water Department are operated primarily out of the Water Fund, and are financed by revenues collected from the sale of water to utility customers. The revenues collected through System Development Charges (SDC's) for new water installations are deposited into the Water SDC fund for use in various improvement projects to upgrade and expand the capacity of the water treatment and distribution system.

---

#### PRIOR YEAR ACCOMPLISHMENTS 2020-2021:

- Install sunscreen on clarifier #2 to aid in treatment process.
- Continue building retaining walls on grounds for erosion control.
- Continue to operate plant in safe and cost-effective manner.
- Continue cross training water/wastewater personnel on operations and maintenance of water treatment plant.
- Acquire Level III certifications for plant operators.
- Work with Dyer Engineering on conservation management plan.
- Continue to work with Dyer Engineering and other entities on raw water storage reservoir.
- Complete all testing as required by the State of Oregon.
- Continue with annual flushing of the City's distribution system.

# City of Bandon 2021-2022 Annual Budget

## MUNICIPAL BUSINESS PLAN:

---

### DEPARTMENT OBJECTIVES FOR 2021-2022:

- Install Backup Generators for emergency operations.
- Install seismic valves on 2-million-gallon reservoir and rehabilitate the interior as needed for Seismic Valve installation.
- Rehabilitate the exterior of the 2-million-gallon reservoir.
- Continue to work with Dyer Engineering and other entities on raw water storage reservoir.
- Complete all testing as required by the State of Oregon.
- Continue with annual flushing of the City's distribution system.
- Continue building retaining walls on grounds for erosion control.
- Continue cross training water/wastewater personnel on operations and maintenance of water treatment plant.

### STAFFING LEVELS (Full-Time Equivalent):

<u>Position Title</u>	<u>13-14</u>	<u>14-15</u>	<u>15-16</u>	<u>16-17</u>	<u>17-18</u>	<u>18-19</u>	<u>19-20</u>	<u>21-22</u>
Chief Plant Operator	0.50	0.50	0.50	0.50	0.50	0.50	0.50	1.00
Operator Assistant	0.75	1.50	1.50	1.50	1.50	1.50	1.50	1.00
Clerical*	0.00	0.125	0.125	0.125	0.125	0.125	0.125	0.125
<b>TOTAL:</b>	<b>1.25</b>	<b>2.125</b>	<b>2.125</b>	<b>2.125</b>	<b>2.125</b>	<b>2.125</b>	<b>2.125</b>	<b>2.125</b>

All positions are shared with the Wastewater Treatment Plant.

\*This position is 1/8 of a clerical support person, shared with the Electrical Department (50%), Public Works Department (25%) and Wastewater Treatment Plant (12.5%).

### INDICATORS:

<u>Calendar Year</u>	<u>2016</u>	<u>2017</u>	<u>2018</u>	<u>2019</u>	<u>2020</u>
Annual volume of water treated (gallons)	232,863,328	243,805,729	274,706,576	203,825,467	185,170,475
Average daily volume of water treated (gallons)	636,801	666,514	751,338	558,426	506,134
Back-flow devices in service	262	267	266	268	280
Number of customers	2,429	2,469	2,482	2,539	2538



# City of Bandon 2021-2022 Annual Budget

## MUNICIPAL BUSINESS PLAN:

---

### WASTEWATER TREATMENT

#### DEPARTMENT ACTIVITIES AND SERVICE LEVEL DESCRIPTION:

The primary function of the Wastewater Department is to operate and maintain the wastewater treatment plant and ensure compliance with all state and federal regulations related to sewage treatment, disposal, and discharge.

Sewage is collected by a network of sewer lines and seven pump stations throughout the community. When the sewage reaches the plant head works it is run through pre-treatment (muffin monster) and then into an aeration basin, there it is treated by the activated sludge process. Treated sewage is then run into the clarifier where it settles and the supernate is run through a disinfection (UV) system and into the Coquille River. The sludge is pumped into the aerobic digesters and allowed to digest for at least 60 days. After that it goes through a dewatering process. This process reduces the cost of disposing of the sludge.

---

The Wastewater Treatment Plant has a peak design capacity of 3.2 million gallons per day. Current average daily flows are 364,667. gallons per day. The plant could be expanded to a maximum average capacity of 1.7 million gallons per day. Bandon's wastewater facility treated 122,306,000 gallons during calendar year of 2019.

The sewage collection system (sewer mains and lines) are operated and maintained in conjunction with the Public Works Department.

#### Funding

The activities of the Wastewater Department are operated primarily out of the Sewer Fund and are financed by revenues collected from the sale of sewage treatment services to utility customers. The revenues collected through System Development Charges (SDC's) for new sewer installations are deposited into the Sewer SDC fund for use in various improvement projects to upgrade and expand the capacity of the sewage collection and treatment system.

---

#### PRIOR YEAR ACCOMPLISHMENTS 2020-2021:

- Continue to meet DEQ permit standards.
- Continue ongoing training and acquiring certification requirements for wastewater personnel.
- Continue operating plant at peak optimum levels.
- Manhole and line replacement
- Increase grease trap inspections as per the City's ordinance.
- Continue operating plant in safe effective manner.
- Training of wastewater personnel in water plant operations.

#### DEPARTMENT OBJECTIVES FOR 2021-2022:

- Continue to meet DEQ permit standards.
- Continue ongoing training and acquiring certification requirements for wastewater personnel.

# City of Bandon 2021-2022 Annual Budget

## MUNICIPAL BUSINESS PLAN:

---

- Continue operating plant at peak optimum levels.
- Continue planning for headworks system upgrade. (CIP)
- Continue planning for Replacement of Fillmore pump station. (CIP)
- Continue planning for U.V. system improvements. (CIP)
- Continue operating plant in safe effective manner.
- Training of wastewater personnel in water plant operations.

### STAFFING LEVELS (Full-Time Equivalent):

<u>Position Title</u>	<u>13-14</u>	<u>14-15</u>	<u>15-16</u>	<u>16-17</u>	<u>17-18</u>	<u>18-19</u>	<u>19-20</u>	<u>20-21</u>	<u>21-22</u>
Supervisor/Plant Operator	0.50	0.50	0.50	0.50	0.50	1.00	1.00	1.00	1.00
Assistant Operator	1.00	1.50	1.50	1.50	1.50	2.00	2.00	1.00	1.00
Operator Trainee	1.25	0.00	0.00	0.00	0.00	0.00	0.50	0.50	0.50
Clerical*	0.25	0.125	0.125	0.125	0.125	0.125	0.125	0.125	0.125
<b>TOTAL:</b>	<b>3.00</b>	<b>2.125</b>	<b>2.125</b>	<b>2.125</b>	<b>2.125</b>	<b>3.125</b>	<b>3.125</b>	<b>2.625</b>	<b>2.625</b>

All positions are shared with the Water Treatment Plant.

\* This position is 1/8 of a clerical support person, shared with the Electrical Department (50%), Public Works Department (25%) and Water Treatment Plant (12.5%).

### INDICATORS:

<u>Calendar Year</u>	<u>2013</u>	<u>2014</u>	<u>2015</u>	<u>2016</u>	<u>2017</u>	<u>2018</u>	<u>2019</u>	<u>2020</u>
Average daily gallons influent treated	345,166	406,833	352,789	470,750	459,259	355,971	440,377	364,667

<u>Fiscal Year</u>	<u>13-14</u>	<u>14-15</u>	<u>15-16</u>	<u>16-17</u>	<u>17-18</u>	<u>18-19</u>	<u>19-20</u>	<u>20-21</u>
Number of customers	1,700	1,708	1,720	1,726	1,756	1,774	1,767	1,832

# City of Bandon 2021-2022 Annual Budget

## MUNICIPAL BUSINESS PLAN:

---

### **PUBLIC WORKS**

#### **DEPARTMENT ACTIVITIES AND SERVICE LEVEL DESCRIPTION:**

The Public Works Department is responsible for maintenance of City streets and drainage facilities, water distribution system, sewage collection system, and parks and recreation facilities. Street Maintenance involves grading, graveling, pothole patching, shoulder mowing, and sweeping all City streets; maintaining city rights-of-way; and maintaining and cleaning all main storm drain lines, catch basins, and drainage ditches. Park Maintenance includes repair, cleaning, and maintenance of various recreational facilities such as the City Park restrooms and playground equipment, Community Center, City Hall and other building maintenance, removal of downed trees and vegetation, and mowing City property. Sewer System Maintenance involves locating sewer laterals, routine inspection of sewer lines, and flushing obstructions from blocked sewer lines. The Department also works closely with contractors to ensure proper installation of lines and taps in accordance with DEQ regulations. Water System Maintenance involves locating main lines, repair of water distribution lines, periodic main line and fire hydrant flushing, installing and maintaining water meters and ensuring that all work, whether installed by City crews or private contractors, is undertaken in compliance with applicable Health Division regulations. The Public Works Department is also responsible for monthly reading of all water meters for water utility billing.

#### **Funding**

The street and drainage maintenance activities of the Department are funded primarily by the General Fund and the State Tax Street Fund. Most major capital improvement projects are funded from the Local Option Street Tax Fund, Capital Improvement Fund and the Street SDC Fund. Parks and recreation funding is primarily through the General Fund and the Parks & Recreation Fund, with the Electric Fund contributing money for operation of the Summer Recreation Program. Water and sewer system activities and water meter reading are funded by the Water Fund and Sewer Fund respectively, with those revenues coming from the sale of water and sewer services to utility customers.

---

In addition to the normal daily operation and maintenance of the streets, water distribution system, sewage collection system, and parks and recreation facilities, the Public Works Department completed the following projects in FY 2020-21:

#### **Street Department:**

- Continued maintaining and improving storm drainage system.
- Continued updates to the Infrastructure Mapping.
- Completed extension Ohio culvert from 3<sup>rd</sup> to 4<sup>th</sup> NE
- Completed replacement of culvert on Three Woods Drive.
- Began improvement to South Jetty Path on Edison and 1<sup>st</sup> Street Endcap.

#### **Parks Department:**

- Continued ongoing equipment maintenance.
- Continued to assist Parks and Recreation Commission with improvements to parks, as noted in the Parks Master Plan.

# City of Bandon 2021-2022 Annual Budget

## MUNICIPAL BUSINESS PLAN:

---

- Began reorientation of Baseball field at City Park.
- Began improvement of the irrigation in the Southwest corner of City Park.

### **Wastewater Collection Department:**

- Continued Inflow and Infiltration repairs.
- Continued training all employees on safety programs and all DEQ mandated rules.
- Continued regular main line flushing.
- Continued ongoing equipment maintenance.

### **Water Distribution Department:**

- Continued mainline maintenance and flushing.
- Continued hydrant upgrade and replacement.
- Continued main line valve cycling.
- Continued ongoing equipment maintenance.

### **DEPARTMENT OBJECTIVES FOR 2021-2022:**

In addition to the normal daily operation and maintenance of the streets, water distribution system, sewage collection system, and parks and recreation facilities, the Public Works Department anticipates undertaking the following projects:

### **Street Department:**

- Complete paving projects, at:
  - Beach Loop and Johnson Creek;
  - 3<sup>rd</sup> Street southeast of June to Harlem;
  - Oregon Avenue to Monkey Hill;
  - River Road repairs due to roots lifting pavement; and
  - Fillmore from 13<sup>th</sup> Street to 11<sup>th</sup> Street.
- Complete culvert improvements, by:
  - Replacing culvert on beach access road;
  - Replacing culvert at 7<sup>th</sup> Street SW and Beach Loop; and
- Begin drainage improvement in the Gross Creek drainage between 13th St SW and 1st St SW, if funding is available.
- Build reserve funds for Gross Creek Culvert replacements.
- Continue maintaining and improving storm drainage system.
- Continue updating the Infrastructure Mapping.
- Continue installing ADA sidewalk corner ramps - city wide.
- Perform street improvements on Oregon Ave from 1st St - 4th St.
- Repair/replace Ferry Creek Bridge at Riverside Dr.
- Continue Improve South Jetty Path.

### **Parks Department:**

- Continue ongoing equipment maintenance.

# City of Bandon 2021-2022 Annual Budget

## MUNICIPAL BUSINESS PLAN:

---

- Begin Jetty Walkway and Madison Avenue pedestrian/bicycle pathways, if funds are available.
- Complete segments of the Bandon pedestrian/bicycle loop, as funds become available.
- Continue to assist Parks and Recreation Commission with improvements to parks, as noted in the Parks Master Plan.
- Continue reorientation of Baseball field at City Park.
- Continue improvement to the irrigation in the Southwest corner of City Park.

### Wastewater Collection Department:

- Recoat/rehabilitate manholes.
- Continue Inflow and Infiltration repairs.
- Continue training all employees on safety programs and all DEQ mandated rules.
- Continue regular main line flushing.
- Continue equipment maintenance.
- Replace mainline in alley between 10th St SW and 11th St SW off Franklin Ave (east side).

### Water Distribution Department:

- Replace and relocate hydrant at 13<sup>th</sup> and Highway 101 to be ADA compliant.
- Continue mainline maintenance and flushing.
- Continue hydrant upgrade and replacement.
- Continue main line valve cycling program.
- Continue equipment maintenance program.
- Build reserve funds to replace Ohio Ave SE water line (new HDPE line), if funds are available.

### STAFFING LEVELS (Full-Time Equivalents):

<u>Position Title</u>	<u>12-13</u>	<u>13-14</u>	<u>14-15</u>	<u>15-16</u>	<u>16-17</u>	<u>17-18</u>	<u>18-19</u>	<u>19-20</u>	<u>21-22</u>
Supervisor									
Streets	0.40	0.40	0.40	0.40	0.40	0.40	0.40	0.40	0.40
Park	0.20	0.20	0.20	0.20	0.20	0.20	0.20	0.20	0.20
Sewer	0.10	0.10	0.10	0.10	0.10	0.10	0.10	0.10	0.10
Water	0.30	0.30	0.30	0.30	0.30	0.30	0.30	0.30	0.30
<b>SUB TOTAL:</b>	<b>1.00</b>	<b>1.00</b>	<b>1.00</b>	<b>1.00</b>	<b>1.00</b>	<b>1.00</b>	<b>1.00</b>	<b>1.00</b>	<b>1.00</b>
Utility Worker									
Street	1.60	1.60	1.60	1.60	1.60	1.60	1.60	1.60	2.00
Park	0.40	0.40	0.40	0.40	0.40	0.40	0.40	0.40	0.50
Sewer	0.80	0.80	0.80	0.80	0.80	0.80	0.80	0.80	1.00

## City of Bandon 2021-2022 Annual Budget

### MUNICIPAL BUSINESS PLAN:

---

Water	0.70	0.70	0.70	0.70	0.70	0.70	0.70	0.70	0.88
Meter Reader	0.50	0.50	0.50	0.50	0.50	0.50	0.50	0.50	0.62
<b>SUB TOTAL:</b>	<b>4.00</b>	<b>4.00</b>	<b>4.00</b>	<b>4.00</b>	<b>4.00</b>	<b>4.00</b>	<b>4.00</b>	<b>4.00</b>	<b>5.00</b>
Extra Labor									
Clerical*	0.25	0.25	0.25	0.25	0.25	0.25	0.25	0.25	0.25
<b>SUB TOTAL:</b>	<b>0.25</b>	<b>0.25</b>	<b>0.25</b>	<b>0.25</b>	<b>0.25</b>	<b>0.25</b>	<b>0.25</b>	<b>0.25</b>	<b>0.25</b>
<b>TOTAL:</b>	<b>5.25</b>	<b>5.25</b>	<b>5.25</b>	<b>5.25</b>	<b>5.25</b>	<b>5.25</b>	<b>5.25</b>	<b>5.25</b>	<b>6.25</b>

\* This position is 1/4 of a clerical support person, shared with the Electrical Department (50%), Water Treatment Plant (12.5%) and Wastewater Treatment Plant (12.5%)

# City of Bandon 2021-2022 Annual Budget

## MUNICIPAL BUSINESS PLAN:

---

### ELECTRIC

#### DEPARTMENT ACTIVITIES AND SERVICE LEVEL DESCRIPTION:

The Electric Department is responsible for a safe and reliable source of power to residential, commercial and industrial customers. The Bandon Electric service area includes Bandon and extends from the Coquille River south to Denmark, and from the Pacific Ocean east on 42-S to the Fish Hatchery, and along both sides of US Highway 101.

The City purchases power from Bonneville Power Administration (BPA) and takes delivery at 3 step-down substations located at Bill's Creek, Two Mile and Langlois. From these delivery points the Electric Department distributes approximately 6,015,367 kwh of power to 3,900 customers per month.

The Electric Department is charged with the maintenance of all electric lines, buildings, vehicles and apparatus used to distribute power to its customers. When the budget permits, the Department undertakes additional system upgrade work, such as replacement of overhead with underground lines.

#### Funding

The activities of the Electric Department are operated primarily out of the Electric Fund and are financed by revenues collected from the sale of electric power to utility customers.

---

#### PRIOR YEAR ACCOMPLISHMENTS 2020-2021:

- Continued with educational programs, promoting a safe working environment.
- Extend service lines into "joint service areas."
- Continued convert existing overhead lines to underground.
- Continued replacing electric meters with meters that have remote read capabilities, as the budget permits.
- Assisted customers to move electric meters from hazardous locations to safe and accessible locations.
- Further implement on the weatherization and conservation program.
- Continued pole testing and treatment program.
- Replaced pad mount SMU Switches with VFI at 10<sup>th</sup> and Franklin.
- Replaced hi voltage switch cabinets on 8<sup>th</sup> Street from Jackson to Ocean Drive.
- Replaced riser pole east circuit at Bills Creek and Malory Lane.
- Energized over fifty new services in the service territory.

#### DEPARTMENT OBJECTIVES FOR 2021-2022:

- Continue with educational programs, promoting a safe working environment.
- Cope Lane, Edna Lane and Goss Road overhead rebuild.
- Extend Town circuit to include Jetty area and 8<sup>th</sup> Street and Franklin.
- Replace hi voltage cabinets and wire from Harrison and 10<sup>th</sup> to 11<sup>th</sup> and Lincoln.
- Replace duct and wire on Edison from 4<sup>th</sup> to Jetty Road.
- VFI repair of Michigan leak.

## City of Bandon 2021-2022 Annual Budget

### MUNICIPAL BUSINESS PLAN:

---

#### STAFFING LEVELS (Full-Time Equivalents):

<b><u>Position Title</u></b>	<b><u>13-14</u></b>	<b><u>14-15</u></b>	<b><u>15-16</u></b>	<b><u>16-17</u></b>	<b><u>17-18</u></b>	<b><u>18-19</u></b>	<b><u>20-21</u></b>	<b><u>21-22</u></b>
Supervisor	1.00	1.00	1.00	1.00	1.00	1.00	1.00	1.00
Lineman	5.00	5.00	5.00	5.00	4.00	3.00	3.00	3.00
Apprentice Lineman	0.00	0.00	0.00	0.00	0.00	2.00	2.00	1.00
Meter Reader	0.75	0.75	0.75	0.50	0.50	0.00	0.00	0.00
Groundsman	0.25	0.25	0.25	0.50	0.50	0.00	0.00	0.00
Utility Worker	0.00	0.00	0.00	0.00	2.00	1.00	0.00	1.00
Clerical Asst.*	0.50	0.50	0.50	0.50	0.50	0.50	0.50	0.50
<b>TOTAL:</b>	<b>7.50</b>	<b>7.50</b>	<b>7.50</b>	<b>7.50</b>	<b>8.50</b>	<b>7.50</b>	<b>6.50</b>	<b>6.50</b>

\* This position is ½ of a clerical support person, shared with the Public Works Department (25%), Water Treatment Plant (12.5%) and Wastewater Treatment Plant (12.5%).

#### INDICATORS:

<b><u>Fiscal Year</u></b>	<b><u>14-15</u></b>	<b><u>15-16</u></b>	<b><u>16-17</u></b>	<b><u>17-18</u></b>	<b><u>18-19</u></b>	<b><u>19-20</u></b>
No. of Customers	3,756	3,735	3,767	3,830	3,870	3,938
<b><u>Calendar Year</u></b>	<b><u>2015</u></b>	<b><u>2016</u></b>	<b><u>2017</u></b>	<b><u>2018</u></b>	<b><u>2019</u></b>	<b><u>2020</u></b>
Megawatt Hours Sold	56,859	60,685	65,186	63,185	65,185	68,771



# City of Bandon 2021-2022 Annual Budget

## MUNICIPAL BUSINESS PLAN:

---

### PLANNING

#### DEPARTMENT ACTIVITIES AND SERVICE LEVEL DESCRIPTION:

The mission of the Department is to manage the current and long-range planning activities within the City to achieve the optimum pattern of urban development and ensure a high quality of life as defined by the community. Private and public-sector activities are guided by various plans and documents, but principally through the City's Comprehensive Plan and the Bandon Municipal Code, Titles 16 and 17. The Department provides information and assistance to the public at all levels of project planning, as well as dealing with everyday zoning and land use inquiries. Building permits are issued and building code inspections are performed by the Oregon Building Codes Division. The Planning Department does zoning compliance reviews for Building Codes and maintains a separate review process for zoning compliance and enforcement. The Department is also responsible for long-range planning, the cornerstone of the community's vision for the future. This is accomplished through the Comprehensive Plan and special area studies, and affects a wide variety of issues, particularly infrastructure and transportation planning.

The Planning Department supports the Parks and Recreation Commission, with the Planning Manager and Planning Technician attending meetings, preparing documents and plans for the Commission. The planners, with the Parks and Recreation Commission, maintain the City's Tree City USA designation by organizing Arbor Day activities, Earth Day and SOLVE events, and other special activities supported by the Commission.

#### Funding

The Planning Department is funded primarily out of the General Fund. In July 2020, the Council adopted a new Planning Fee Schedule, which has increased the percentage of our budget recovered by development fees.

---

#### PRIOR YEAR ACCOMPLISHMENTS (2020-2021):

- Continued updating Zoning Ordinance in accord with direction from Planning Commission and City Council priorities, providing greater clarity and definition.
- Adopted a Hazard Overlay Zone for development in sensitive areas of the City.
- Held annual City Council/Planning Commission joint strategic planning session.
- Adopted new fee schedule.
- Adopted Land Use Process Ordinance to align procedures with common practice and clarify existing inconsistencies and discrepancies.
- Began work on City Park Reforestation Plan. Also began identifying needed improvements to City Park and held annual community workday.

#### DEPARTMENT OBJECTIVES FOR 2021-2022:

- Prepare and adopt annual work plan for the Planning Department.
- Continue updating and revising the City's development regulations, as needed.

# City of Bandon 2021-2022 Annual Budget

## MUNICIPAL BUSINESS PLAN:

---

- Continue providing outstanding customer service to the development community and the general public.
- Continue work to plan for and support workforce housing development throughout the City of Bandon.
- Support the work of the Vegetation Management Coordinator and the Gorse Action Group in the ongoing effort to eradicate Gorse within the Bandon area.
- Hold an annual City Council/Planning Commission joint strategic planning work session.
- Continue implementation of a Geographic Information System.
- Pursue appropriate grant opportunities for the department, including for an update to our Transportation System Plan and for new trails.
- Effectively coordinate work activities with appropriate city departments.
- Engage the public in meaningful discussions regarding the future of Bandon. Conduct community outreach as needed.
- Support on-going education and training for staff by attending conferences, webinars, and meetings.
- Update website to increase transparency, make public documents more accessible, and encourage more public involvement.

## STAFFING LEVELS (Full-Time Equivalents):

<u>Position Title</u>	<u>14-15</u>	<u>15-16</u>	<u>16-17</u>	<u>17-18</u>	<u>18-19</u>	<u>19-20</u>	<u>20-21</u>	<u>21-22</u>
Planning Director	0	0	1	.75	.5	1	.25	0
Planning Manager	0	0	0	0	0	0	0	1
Sr. City Planner	0	0	0	0	0	1	1	0
City Planner II	.50	1.50	1	1	1	0	1	1
City Planner I						1	0	0
Code Compliance Officer	.25	.25	0	0	.5	.5	0	0
Zoning Compliance	.25	.25	0	0	0	0	0	0
Vegetation Mgmt. Coordinator	0	0	0	0	0	0	.5	.5
Planning Assistant	0	0	1	1	1	0	0	1
<b>TOTAL:</b>	<b>1</b>	<b>2</b>	<b>3</b>	<b>2.75</b>	<b>3</b>	<b>3.5</b>	<b>2.75</b>	<b>3.75</b>

# City of Bandon 2021-2022 Annual Budget

## MUNICIPAL BUSINESS PLAN:

---

### LIBRARY

#### DEPARTMENT ACTIVITIES AND SERVICE LEVEL DESCRIPTION:

The purpose of the Bandon Public Library is to obtain, organize and make conveniently available a wide range of informational, educational and recreational materials and programs. Library services provided include physical and digital circulated items, computers for public use, and internet access; as well as a broad range of programs for all ages.

The Bandon Public Library is a member of the Coos County Library Service District, which receives its funding through a dedicated tax base. The library is also a member of the broader Coastline Library Network, who work together to share a catalog, materials, and patrons throughout the South Coast.

#### Funding

The library is operated primarily out of the library fund, which receives most of its revenues from the Coos County Library Service District. Additional funds for programs, materials, and special projects are supplied by the Bandon Library Friends & Foundation.

---

#### PRIOR YEAR ACCOMPLISHMENTS 2020-2021:

- Pivoted operations to a curbside model.
- Weeding project.
- Inventory.
- Found unique ways to continue meeting the needs of our community during the pandemic.

#### DEPARTMENT OBJECTIVES FOR 2021-2022:

- Create a 3-yr Strategic Plan.
- Emphasize and strengthen community partnerships for mutual benefit.
- Continue weeding project.
- Authority control collaboration for Coastline Catalog.

#### STAFFING LEVELS (Full-Time Equivalents):

Fiscal Year	14-15	15-16	16-17	17-18	18-19	19-20	20-21	21-22
Director	1	1	1	1	1	1	1	1
Assistant Director	1	1	1	1	1	1	0	0
Children's Librarian	0.5	0.5	0.5	0.5	0.5	0.5	0	0
Library Assistants	1.75	1.75	1.75	2.56	2.45	2.5	3.5	3.25
Circulation/Cataloger				.38	1	1	0	0
Total	4.25	4.25	4.25	5.44	5.95	6	4.5	4.25

# City of Bandon 2021-2022 Annual Budget

## MUNICIPAL BUSINESS PLAN:

---

### INDICATORS:

Each year the library submits a statistical report to the Oregon State Library. Some of the most commonly used indicators of library service, in addition to staffing levels are:

<u>Fiscal Year</u>	<u>14-15</u>	<u>15-16</u>	<u>16-17</u>	<u>17-18</u>	<u>18-19</u>	<u>19-20</u>
Circulation	216,487	106,248	93,256	116,371	124,026	111,407
Library Visits	105,880	117,640	130,031	131,277	168,464	97,531
Programs	263	262	296	385	352	151
Total Items	63,960	64,191	60,526	64,196	63,824	60,061
Total e-Items	52,598	32,601	65,428	72,490	77,337	102,454

# City of Bandon 2021-2022 Annual Budget

## MUNICIPAL BUSINESS PLAN:

---

### COMMUNITY CENTER (Barn)

#### DEPARTMENT ACTIVITIES AND SERVICE LEVEL DESCRIPTION:

The purpose of “The Barn” is to provide a facility for community meetings, gatherings and special events at a reasonable cost to Bandon City Residents. The facilities also provide a venue for visiting conferences and other for-profit activities, as the calendar permits.

The Barn is also home to the Bandon Senior Center, Dial-a-Ride and hosts the Bandon “EATS” program, which provides a hot meal to participants every Tuesday evening.

The Barn includes a large meeting room than can be divided into four smaller meeting areas, a large commercial kitchen, large dining room, senior center room, a bridal room, restrooms and generous circulation areas.

The configuration allows for simultaneous use for several different functions.

#### Funding

The Community Center (Barn) is operated primarily out of the General Fund, which receives most of its revenues from property taxes, utility taxes, transient occupancy taxes, and utility in-lieu taxes. User fees make up a small portion of the operating budget.

---

#### PRIOR YEAR ACCOMPLISHMENTS 2020-2021:

- Survive the pandemic shutdowns.
- Increase marketing efforts to bring more use, conventions, meetings, weddings, etc.
- Review usage pricing to ensure there are minimal hurdles to local community use.
- Continue to update the web page and improve on-line application process.

#### DEPARTMENT OBJECTIVES FOR 2021-2022:

- Increase marketing efforts to bring more use, conventions, meetings, weddings, etc.
- Review usage pricing to ensure there are minimal hurdles to local community use.
- Continue to update the web page and improve on-line application process.

#### STAFFING LEVELS

The Barn is managed by one contract employee. Maintenance support is provided by the Public Works department.

# City of Bandon 2021-2022 Annual Budget

## MUNICIPAL BUSINESS PLAN:

---

### **SPRAGUE THEATER**

#### **DEPARTMENT ACTIVITIES AND SERVICE LEVEL DESCRIPTION:**

The primary purpose of Sprague Theater is to provide a venue for community theatrical productions, concerts, visiting performances, and other cultural performances. The theater also provides a more formal space for stand-alone meetings or for use in combination with the Barn's convention facilities. Construction of the facility was initiated and brought to fruition by the Bandon Lions Club, who remain staunch supporters of the facility today. The facility was eventually donated to the City of Bandon.

The Sprague Theater is home to several community-based organizations who collectively comprise the Bandon Arts Council. These organizations include: Bandon Showcase, the Bandon Playhouse, Marlo Dance Studio and New Artist Productions. It is also used by other community organizations, such as the Bandon School District as a venue for special performances and activities.

#### **Funding**

The Sprague Theater is operated primarily out of the General Fund, which receives most of its revenues from property taxes, utility taxes, transient occupancy taxes, and utility in-lieu taxes. User fees account for a small portion of the operating cost. Supplemental funding, is received from time to time, for special projects or improvements to the facility.

---

#### **PRIOR YEAR ACCOMPLISHMENTS 2020-2021:**

- The Sprague Theater was shut down for the bulk of the fiscal year, but was able to host a few, socially-distanced events.

#### **DEPARTMENT OBJECTIVES FOR 2021-2022:**

- Traditional activities and events will continue to be supported and encouraged.
- Coordination with community organizations involved with the performing arts will also continue.
- Increased outreach and marketing efforts will also be employed to encourage local usage, increase the number of cultural experiences available to local residents, and to fill open dates on the events calendar.

#### **STAFFING LEVELS**

The Theater is managed by one contract employee. Maintenance support is provided by the Public Works Department.

# CAPITAL IMPROVEMENT PROGRAM

## CHAPTER 4

<a href="#">OVERVIEW</a> .....	<b>Page 133</b>
--------------------------------	-----------------

*This section contains an outline of all major capital projects planned for fiscal year 2018-2019. Those projects which are contained in the Capital Improvement Plan are designated with “CIP” in the budget document pages.*

# City of Bandon 2020-2021 Annual Budget

## CAPITAL IMPROVEMENT PROGRAM:

---

### OVERVIEW

#### FIVE-YEAR CAPITAL IMPROVEMENT PROGRAM

It is the practice of the City of Bandon to develop, maintain and revise when necessary, a continuing Capital Improvement Program (CIP). This CIP covers a five-year planning horizon (Fiscal Years 2019-2023) and identifies facility & infrastructure projects and major equipment & vehicle purchases that the City will undertake during this timeframe. Funding sources are also identified, where known.

#### BUDGET HIGHLIGHTS

Notable projects include:

- **New Ferry Creek Bridge** – This project will include the design, development & construction of a new bridge to replace the existing Ferry Creek Bridge, which is no longer capable of sustaining its design capacity. This project has been approved for approximately 90% funding through the Oregon Department of Transportation. The City will be responsible for a 10% match and any work that may be accomplished outside the funded scope of the project. Design engineering is scheduled for 2018 and construction is expected to begin in late 2019 or early 2021.
- **Jetty Park and Jetty Park Trail** – Projects are planned to improve the connection between Old Town and the Jetty Park. These projects would improve parking and drainage within the Park and construct a formal walking/biking path between Old Town and the Jetty Park area.

The Capital Improvement Program is intended to be a working document and therefore is subject to periodic revision, as City priorities may change and identified funding sources may become available earlier, later or become unavailable.



# City of Bandon 2020-2021 Annual Budget

## CAPITAL IMPROVEMENT PROGRAM:

A Summary of next year's program follows:

FUND	FUND NAME	AVAILABLE RESOURCES	PROPOSED PROJECTS	PROJECT COST	ACCOUNT NO.	
100	General Fund	50,000	POLICE CAR	50,000	100-62-750	
			15,000	WALK-IN FREEZER	15,000	100-78-758
			75,000	CITY HALL SIDING/PAINTING/GUTTER RE-ROUTE	75,000	100-90-787
					<u>140,000</u>	
710	Streets SDC Reimbursement Fund	10,000	CIP - SDC MANUAL UPDATE	<u>10,000</u>	710-50-756	
711	Streets SDC Improvement Fund	10,000	CIP - SDC MANUAL UPDATE	<u>10,000</u>	711-50-756	
720	Water SDC Reimbursement Fund	10,000	CIP - SDC MANUAL UPDATE	<u>10,000</u>	720-50-756	
721	Water SDC Improvement Fund	1,010,000	CIP - SDC MANUAL UPDATE	10,000	721-50-756	
			CIP - 1MG TANK REHABILITATION	250,000	721-50-757	
			CIP - 2MG TANK REHABILITATION	250,000	721-50-758	
			CIP - WATER PLANT EMERG GEN	500,000	721-50-759	
		<u>1,010,000</u>				
730	Sewer SDC Reimbursement Fund	10,000	CIP - SDC MANUAL UPDATE	<u>10,000</u>	730-50-756	
731	Sewer SDC Improvement Fund	10,000	CIP - SDC MANUAL UPDATE	<u>10,000</u>	731-50-756	
750	Local Option Street Tax Fund	400,000	CIP - STREET PROJECTS (MISC)	300,000	750-50-774	
			CIP - HWY 101 INTERFACE SAFETY	70,000	750-50-801	
			9TH ST CROSSWALK INSTALLATION	30,000	750-50-806	
		<u>400,000</u>				
910	Electric Fund	120,000	MATERIAL TRUCK	<u>120,000</u>	910-84-787	
941	Water Plant Improvement Fund	260,000	CIP - MASTER PLN / FAC IMP PLN	10,000	941-84-754	
			CIP - 2MG SEISMIC PROTEC VALVE	250,000	941-84-756	
			<u>260,000</u>			
942	Water Plant Reserve Fund	950,000	CLARIFIER 2	<u>950,000</u>	942-84-751	
952	Wastewater Plant Reserve	450,000	CIP - HEADWORKS	450,000	952-84-751	
			1,600,000	CIP - FILLMORE AVE PUMP STA	1,600,000	952-84-752
			100,000	CIP - PLANT UV IMPROVEMENTS	100,000	952-84-753
			1,300,000	CIP - I&I STUDY PROJ. 4, 5, 9, 11	1,300,000	952-84-754
			<u>3,450,000</u>			
			<u>6,380,000</u>			
<b>TOTAL CITY CAPITAL IMPROVEMENT</b>						
<b>URBAN RENEWAL</b>						
560	Urban Renewal #1 Fund	622,800	CIP - WORKFORCE HOUSING PROJ	85,000	560-50-852	
			CIP - S JETTY TRL - EDISON END CAP	325,000	560-50-879	
			CIP - S JETTY TRL JETTY ENDCAP	155,000	560-50-880	
			MASONIC LODGE - GRANT MATCH	57,800	560-50-882	
			<u>622,800</u>			
570	Urban Renewal #2 Fund	110,000	CIP - PAVING	80,000	570-50-785	
			CIP - BALLFIELD IMPROVEMENTS	30,000	570-50-786	
			<u>110,000</u>			
			<u>732,800</u>			
<b>TOTAL URA CAPITAL IMPROVEMENT</b>						

# URBAN RENEWAL AGENCY BUDGET

## CHAPTER 5

BUDGET MESSAGE .....	<b>Page 136</b>
MAPS .....	<b>Page 138</b>
DISTRICT 1 .....	<b>Page 140</b>
DISTRICT 2 .....	<b>Page 142</b>

# City of Bandon 2021-2022 Annual Budget

## URBAN RENEWAL AGENCY: DISTRICT #1 AND #2


---

**DATE:** 10 May 2021

**TO:** Urban Renewal Agency  
Budget Committee

**FROM:** Dan Chandler,  
Urban Renewal District Manager  
& Budget Officer

**SUBJECT:** FY 2021-2022  
Urban Renewal Budget Message



The City of Bandon has two Urban Renewal Areas. Area 1 was established in 1987 and encompasses Old Town, the Woolen Mill area and the South Jetty. Area 2 was established in 1990 and encompasses City Park, the surrounding residential neighborhoods, and 11<sup>th</sup> Street. The combined total proposed fiscal year 2021-2022 Urban Renewal budget for Area 1 and Area 2 is \$2,299,422. This year, contingencies have been reimplemented in the Urban Renewal Funds.

If time and resources allow, we intend to commence updates to both urban renewal plans over the next two fiscal years.

### URBAN RENEWAL AREA 1

The total proposed budget for Area 1 is \$1,312,853, which is 215,199 less than the previous fiscal year budget of \$1,528,052. Projects accounting for the differences includes the beginning of the endcaps for the South Jetty Park trail.

As required by Measure 50 implementation regulations, a Substantial Amendment was made to the Urban Renewal Plan in 1998. That amendment set the maximum amount of indebtedness at \$5,375,225 for Area 1. In 2012, another Substantial Amendment was prepared and approved for the Area 1 Plan, which added projects and increased the maximum amount of indebtedness to \$12,003,980. The increase did not raise property tax rates but was accomplished by extending the time Area 1 will continue to collect revenues from the overlapping taxing districts by 12 years, from 2021 to 2033.

The proposed budget includes proposed Materials and Services expenditures of \$96,000 and includes Legal, Consulting, Audit, Accounting, and Administrative Service costs. The Capital portion of the budget is \$607,800 which includes \$70,000 for the Façade/Sign Loan Program and \$537,800 for other Capital projects. The contingency is \$262,522.

The total Debt Service budget is \$346,531, including \$146,531 for debt service principal & interest payments, and \$200,000 for Bond Reserve (additional principal and interest), which serves as a reserve for subsequent fiscal years.

# City of Bandon 2021-2022 Annual Budget

## URBAN RENEWAL AGENCY: DISTRICT #1 AND #2

---

### URBAN RENEWAL AREA 2

The total proposed budget for Area 2 is \$986,569. This is higher than the previous fiscal year budget of \$845,467. Reasons for this increase is a higher beginning balance, which resulted from an adjustment in fund balance, due to the completion of prior financial statements and audits.

As required by Measure 50 implementing regulations, a Substantial Amendment was made in 1998 to the Urban Renewal Plan. That amendment set the maximum amount of indebtedness at \$7,314,821 for Area 2. In 2012, a Minor Amendment was approved for the Area 2 Plan, which added eligible projects, but as a “minor amendment” did not increase the maximum amount of indebtedness beyond \$7,314,821.

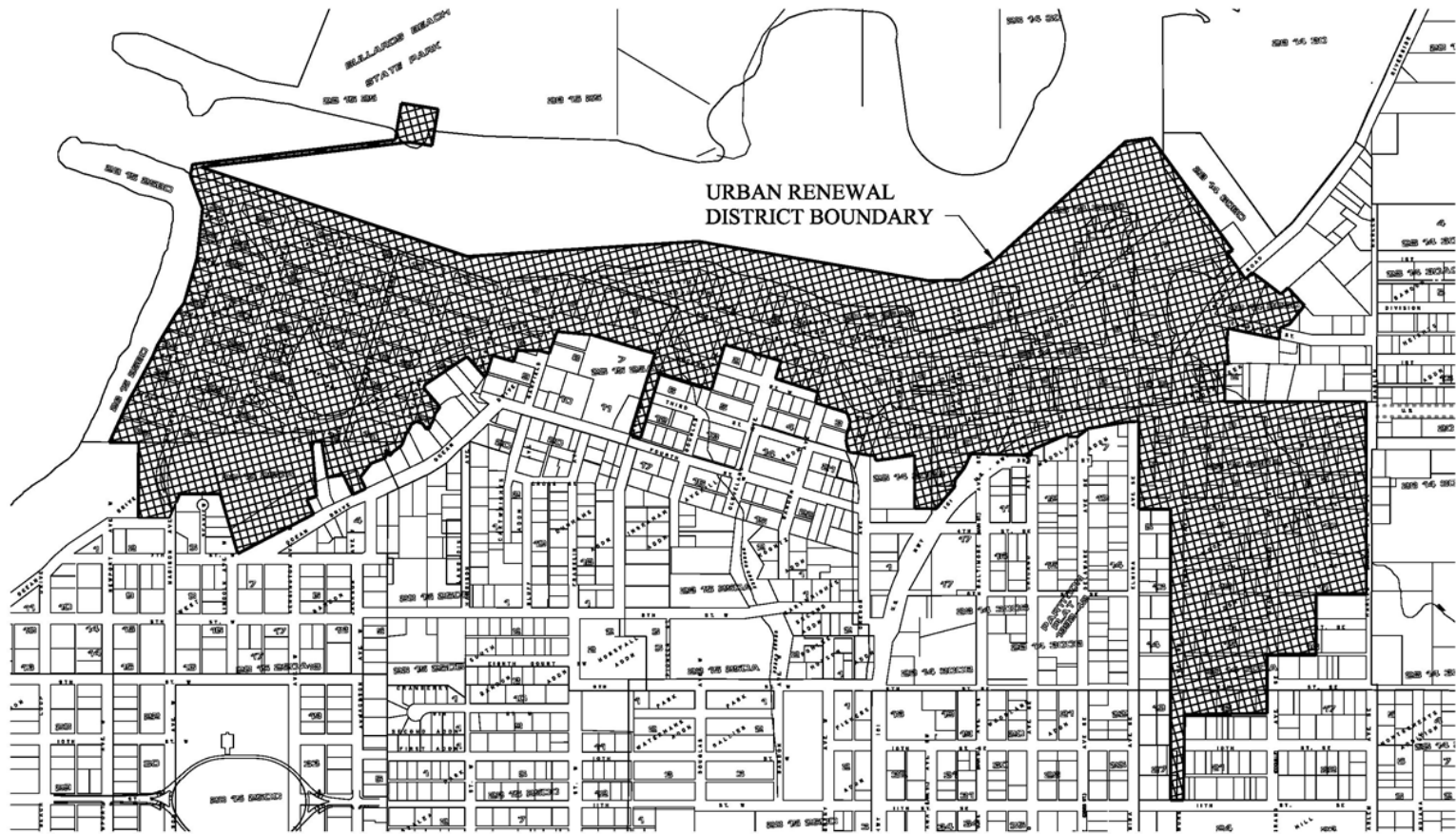
The proposed budget includes Materials & Services expenditures of \$59,500 and includes Consulting, Audit, Accounting and Administrative Services, Bank Trust Fees and other Miscellaneous expenditures.

The Capital portion of the proposed budget is \$140,000 which is intended to address Capital projects within the UR District. The contingency is \$728,244.

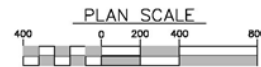
The total Debt Service budget is \$58,825, which includes \$28,825 for loan principal and interest payments, and \$30,000 in Bond Reserve (additional principal and interest), which serves as a reserve for subsequent fiscal year loan payments.

# City of Bandon 2021-2022 Annual Budget

## URBAN RENEWAL AGENCY: DISTRICT MAPS

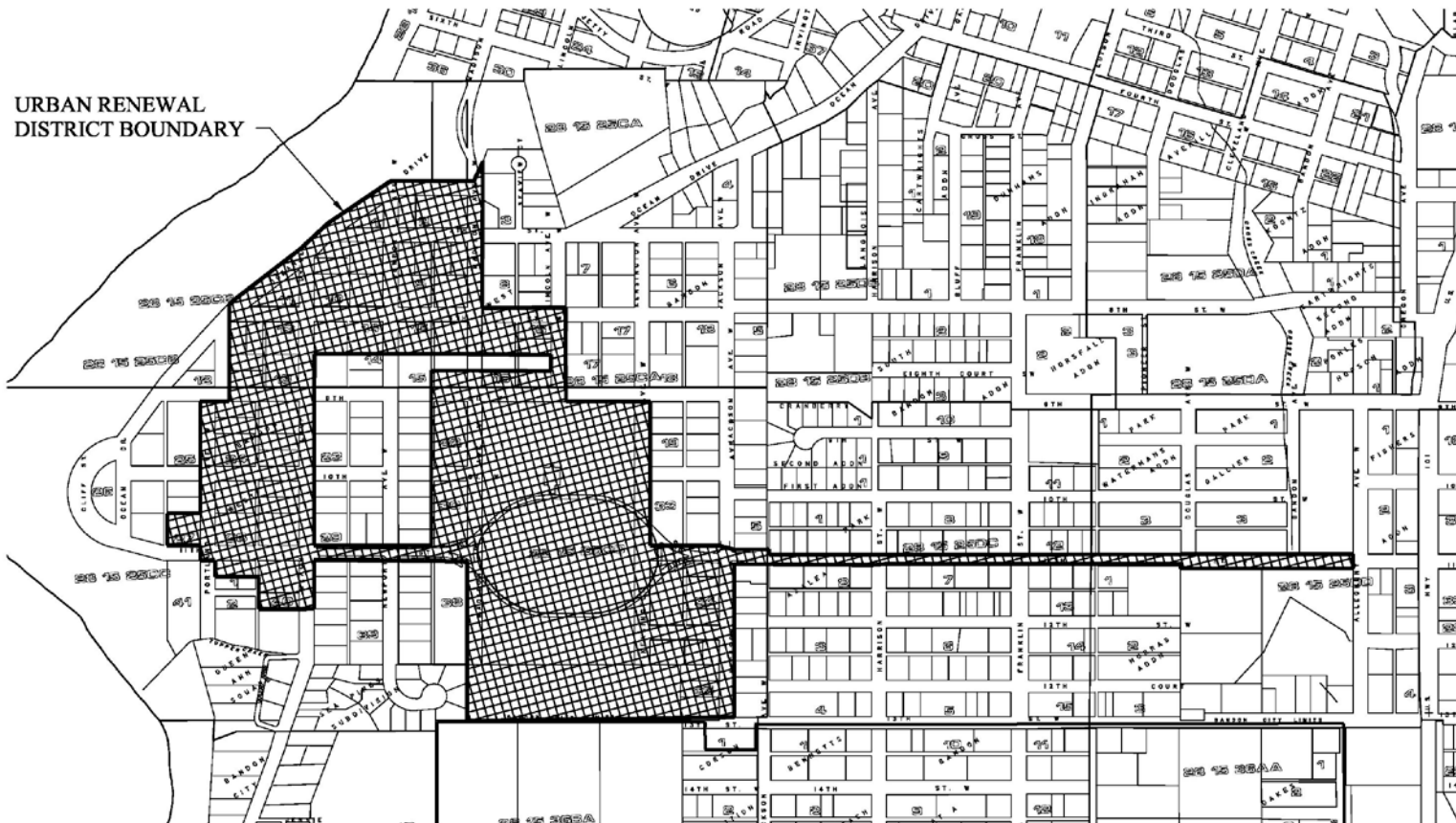


**URBAN RENEWAL  
DISTRICT NO. 1**

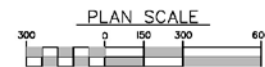


# City of Bandon 2021-2022 Annual Budget

## URBAN RENEWAL AGENCY: DISTRICT MAPS



**URBAN RENEWAL  
DISTRICT NO. 2**



# City of Bandon 2021-2022 Annual Budget

## URBAN RENEWAL AGENCY: DISTRICT #1

REVENUES AND OTHER RESOURCES		2018-2019	2019-2020	2020-2021	2021-2022	2021-2022	2021-2022
DETAIL		ACTUAL	ACTUAL	BUDGET	PROPOSED	APPROVED	ADOPTED
URBAN RENEWAL DIST #1 (560)	ACCOUNT NO						
<b>TAXES</b>							
TAXES - CURRENT PROPERTY TAXES	560-401-00	305,778	462,797	469,201	326,644	0	0
TAXES - PRIOR PROPERTY TAXES	560-402-00	15,535	11,838	17,000	22,000	0	0
	TOTAL TAXES	321,313	474,635	486,201	348,644	0	0
<b>INTERGOVERNMENTAL</b>							
IN LIEU OF TAX-OTHER	560-439-05	5,329	5,858	0	6,600	0	0
	TOTAL INTERGOVERNMENTAL	5,329	5,858	0	6,600	0	0
<b>MISCELLANEOUS</b>							
SALE OF ASSETS	560-445-00	0	268,259	0	0	0	0
MISC - INTEREST INCOME	560-450-00	19,876	18,328	17,000	17,000	0	0
OTHER	560-489-00	0	1,250	0	0	0	0
	TOTAL MISCELLANEOUS	19,876	287,837	17,000	17,000	0	0
	TOTAL REVENUES AND OTHER RESOURCES	346,518	768,330	503,201	372,244	0	0
<b>FUND BALANCE</b>							
BEGINNING BALANCE	560-400-00	761,872	891,347	1,024,851	940,609	0	0
	TOTAL FUND BALANCE	761,872	891,347	1,024,851	940,609	0	0
	<b>GRAND TOTAL URBAN RENEWAL DIST #1 (560)</b>	<b>1,108,390</b>	<b>1,659,677</b>	<b>1,528,052</b>	<b>1,312,853</b>	<b>0</b>	<b>0</b>

# City of Bandon 2021-2022 Annual Budget

## URBAN RENEWAL AGENCY: DISTRICT #1

EXPENDITURE DETAIL		2018-2019	2019-2020	2020-2021	2021-2022	2021-2022	2021-2022
URBAN RENEWAL DIST #1 (560)		ACTUAL	ACTUAL	BUDGET	PROPOSED	APPROVED	ADOPTED
EXPENDITURES	ACCOUNT NO						
<b>MATERIALS AND SERVICES:</b>							
LEGAL COST	560-50-628	0	0	5,000	5,000	0	0
CONSULTING SERVICES	560-50-660	0	18,265	30,000	30,000	0	0
AUDIT SERVICES	560-50-662	3,603	5,000	5,000	5,000	0	0
ACCOUNTING SERVICES	560-50-663	0	11,253	5,000	10,000	0	0
ADMINISTRATIVE SERVICES	560-50-664	0	0	10,000	30,000	0	0
PLANNING SERVICE FEE	560-50-665	0	0	0	8,000	0	0
PUBLIC WORKS SERVICE FEE	560-50-667	0	0	0	8,000	0	0
OTHER	560-50-749	0	1,088	0	0	0	0
TOTAL MATERIALS AND SERVICES		3,603	35,606	55,000	96,000	0	0
<b>CAPITAL OUTLAY:</b>							
CIP- SOUTH JETTY PARK	560-50-849	25,005	0	0	0	0	0
CIP - JETTY PARK TRAIL IMPROVE	560-50-851	4,990	0	0	0	0	0
CIP - WORKFORCE HOUSING PROJ	560-50-852	0	2,973	85,000	0	0	0
FACADE/SIGN LOAN/GRANT	560-50-856	10,916	0	50,000	70,000	0	0
SOUTH JETTY TRAIL - EDISON E.C	560-50-879	0	0	325,000	325,000	0	0
SOUTH JETTY TRAIL - JETTY E.C.	560-50-880	0	813	155,000	155,000	0	0
11TH STREET DRAINAGE IMPROV	560-50-881	0	95,679	0	0	0	0
MASONIC LODGE GRANT MATCH	560-50-882	0	0	60,000	57,800	0	0
URBAN RENEWAL CAP PROJECTS	560-50-877	3,057	1,622	403,109	0	0	0
TOTAL CAPITAL OUTLAY		43,968	101,087	1,078,109	607,800	0	0
<b>DEBT SERVICE:</b>							
BOND RESERVE ( 1 YR PMT)	560-50-892	0	0	200,000	200,000	0	0
LOAN INTEREST	560-50-895	39,945	73,172	70,037	46,531	0	0
LOAN PRINCIPAL	560-50-896	129,530	124,712	124,906	100,000	0	0
TOTAL DEBT SERVICE		169,475	197,884	394,943	346,531	0	0
<b>CONTINGENCIES AND RESERVES:</b>							
CONTINGENCY	560-50-980	0	0	0	262,522	0	0
TOTAL CONTINGENCIES AND RESERVES		0	0	0	262,522	0	0
TOTAL EXPENDITURES		217,046	334,577	1,528,052	1,312,853	0	0
<b>FUND BALANCE</b>							
ENDING FUND BALANCE	560-50-999	891,347	1,325,101	0	0	0	0
TOTAL FUND BALANCE		891,347	1,325,101	0	0	0	0
<b>GRAND TOTAL URBAN RENEWAL DIST #1 (560)</b>		<b>1,108,393</b>	<b>1,659,678</b>	<b>1,528,052</b>	<b>1,312,853</b>	<b>0</b>	<b>0</b>



# City of Bandon 2021-2022 Annual Budget

## URBAN RENEWAL AGENCY: DISTRICT #2

REVENUES AND OTHER RESOURCES		2018-2019	2019-2020	2020-2021	2021-2022	2021-2022	2021-2022
DETAIL		ACTUAL	ACTUAL	BUDGET	PROPOSED	APPROVED	ADOPTED
URBAN RENEWAL DIST #2 (570)	ACCOUNT NO						
<b>TAXES</b>							
TAXES - CURRENT PROPERTY TAXES	570-401-00	153,417	159,680	163,291	157,985	0	0
TAXES - PRIOR PROPERTY TAXES	570-402-00	7,828	5,530	9,000	10,500	0	0
TOTAL TAXES		161,245	165,210	172,291	168,485	0	0
<b>INTERGOVERNMENTAL</b>							
IN LIEU OF TAX-OTHER	570-439-05	2,480	3,159	0	855	0	0
TOTAL INTERGOVERNMENTAL		2,480	3,159	0	855	0	0
<b>MISCELLANEOUS</b>							
MISC - INTEREST INCOME	570-450-00	15,032	14,478	12,200	14,000	0	0
TOTAL MISCELLANEOUS		15,032	14,478	12,200	14,000	0	0
TOTAL REVENUES AND OTHER RESOURCES		178,757	182,847	184,491	183,340	0	0
<b>FUND BALANCE</b>							
BEGINNING BALANCE	570-400-00	474,027	601,268	660,976	803,229	0	0
TOTAL FUND BALANCE		474,027	601,268	660,976	803,229	0	0
<b>GRAND TOTAL URBAN RENEWAL DIST #2 (570)</b>		<b>652,784</b>	<b>784,115</b>	<b>845,467</b>	<b>986,569</b>	<b>0</b>	<b>0</b>

# City of Bandon 2021-2022 Annual Budget

## URBAN RENEWAL AGENCY: DISTRICT #2

EXPENDITURE DETAIL		2018-2019	2019-2020	2020-2021	2021-2022	2021-2022	2021-2022
URBAN RENEWAL DIST #2 (570)		ACTUAL	ACTUAL	BUDGET	PROPOSED	APPROVED	ADOPTED
EXPENDITURES	ACCOUNT NO						
<b>MATERIALS AND SERVICES:</b>							
CONSULTING SERVICES	570-50-660	0	10,000	15,000	15,000	0	0
AUDIT SERVICES	570-50-662	1,545	5,000	2,000	2,500	0	0
ACCOUNTING SERVICES	570-50-663	0	0	2,000	10,000	0	0
ADMINISTRATIVE SERVICES	570-50-664	0	2,800	2,460	18,000	0	0
PLANNING SERVICE FEE	570-50-665	0	0	0	7,000	0	0
PUBLIC WORKS SERVICE FEE	570-50-667	0	0	0	7,000	0	0
OTHER	570-50-749	362	0	500	0	0	0
TOTAL MATERIALS AND SERVICES		1,907	17,800	21,960	59,500	0	0
<b>CAPITAL OUTLAY:</b>							
CIP-STORAGE BLDG CITY PARK	570-50-782	365	0	0	0	0	0
CIP- VETERAN'S MEMORIAL	570-50-783	20,472	0	0	0	0	0
CIP - PAVING	570-50-785	0	0	80,000	80,000	0	0
CIP - BALLFIELD IMPROVEMENTS	570-50-786	0	0	30,000	30,000	0	0
MISCELLANEOUS CAPITAL PROJECTS	570-50-874	0	0	654,682	0	0	0
CIP - THEATER AND COMMUNITY CENTER HEAT PUMP		0	0	0	30,000	0	0
TOTAL CAPITAL OUTLAY		20,837	0	764,682	140,000	0	0
<b>DEBT SERVICE:</b>							
BOND RESERVE ( 1 YR PMT)	570-50-892	0	0	30,000	30,000	0	0
LOAN INTEREST	570-50-895	4,636	2,616	1,837	1,035	0	0
LOAN PRINCIPAL	570-50-896	24,135	26,209	26,988	27,790	0	0
TOTAL DEBT SERVICE		28,771	28,825	58,825	58,825	0	0
<b>CONTINGENCIES AND RESERVES:</b>							
CONTINGENCY	570-50-980	0	0	0	728,244	0	0
TOTAL CONTINGENCIES AND RESERVES		0	0	0	728,244	0	0
TOTAL EXPENDITURES		51,515	46,625	845,467	986,569	0	0
<b>FUND BALANCE</b>							
ENDING FUND BALANCE	570-50-999	601,268	737,489	0	0	0	0
TOTAL FUND BALANCE		601,268	737,489	0	0	0	0
<b>GRAND TOTAL URBAN RENEWAL DIST #2 (570)</b>		<b>652,783</b>	<b>784,114</b>	<b>845,467</b>	<b>986,569</b>	<b>0</b>	<b>0</b>